

TO THE MONTANA DISTRICTING AND APPORTIONMENT COMMISSION
P.O. BOX 201706 HELENA, MT 59620-1706
districting@mt.gov FAX 406-444-3036

Dear Commissioners,

As a resident of Jefferson County, I am totally opposed to having Jefferson County split up for the benefit of Butte/Silver Bow County. Each of the four plans submitted by the Montana Districting and Apportionment Commission and the plan submitted by the Democrats on the Commission all put some portion of Jefferson County into Butte/Silver Bow County. This is simply unacceptable.

If you are going to consider the three discretionary criteria you set up at the beginning of this process, you will understand why none of these proposals make any sense.

- 1.) Following the lines of political units. Jefferson County is about 1,500 people over the ideal district size. Since our existing district is most of Jefferson County, we should start there and make every effort to keep Jefferson County as whole as possible, the remain population staying with its Community of Interest in Madison County .
- 2.) Following geographic boundaries. The Continental Divide separates Jefferson and Butte/Silver Bow Counties. That is a very distinct geographic boundary between our counties that should be respected.
Keeping communities of interest intact. Many people live in Jefferson County because they don't want the impacts and influences of urban areas. Most of Jefferson County should be one district, with an area of the county South of Interstate 90 remaining as part of the district that represents Madison County. The Whitehall Elementary and Whitehall High School District both include portions of Madison County. The Jefferson Valley Rural Fire District also extends into Madison County. Kids from Jefferson County participate in 4-H and the Madison County Fair in Twin Bridges. Jefferson and Madison Counties share an MSU Extension Agent. In short, Southern Jefferson County and Northern Madison County are clearly a "Community of Interest", and should remain together.

Jefferson County is located between three large urban counties, Lewis and Clark, Butte/Silver Bow, and Gallatin. It is important that we keep our own district so that we can maintain our proud identity. Please keep Jefferson County as whole as possible and allow a portion of Southern Jefferson County to remain with their "Community of Interest" in Northern Madison County.

Thank you for your consideration.

Name

Sharon Mundenick Sharon Mundenick

Address

410 N Main Boulder, MT 59632

RECEIVED

MAY 18 2012

Montana Legislative
Services Division

TO THE MONTANA DISTRICTING AND APPORTIONMENT COMMISSION
P.O. BOX 201706 HELENA, MT 59620-1706
districting@mt.gov FAX 406-444-3036

Dear Commissioners,

As a resident of Jefferson County, I am totally opposed to having Jefferson County split up for the benefit of Butte/Silver Bow County. Each of the four plans submitted by the Montana Districting and Apportionment Commission and the plan submitted by the Democrats on the Commission all put some portion of Jefferson County into Butte/Silver Bow County. This is simply unacceptable.

If you are going to consider the three discretionary criteria you set up at the beginning of this process, you will understand why none of these proposals make any sense.

- 1.) Following the lines of political units. Jefferson County is about 1,500 people over the ideal district size. Since our existing district is most of Jefferson County, we should start there and make every effort to keep Jefferson County as whole as possible, the remain population staying with its Community of Interest in Madison County.
- 2.) Following geographic boundaries. The Continental Divide separates Jefferson and Butte/Silver Bow Counties. That is a very distinct geographic boundary between our counties that should be respected.
- 3.) Keeping communities of interest intact. Many people live in Jefferson County because they don't want the impacts and influences of urban areas. Most of Jefferson County should be one district, with an area of the county South of Interstate 90 remaining as part of the district that represents Madison County. The Whitehall Elementary and Whitehall High School District both include portions of Madison County. The Jefferson Valley Rural Fire District also extends into Madison County. Kids from Jefferson County participate in 4-H and the Madison County Fair in Twin Bridges. Jefferson and Madison Counties share an MSU Extension Agent. In short, Southern Jefferson County and Northern Madison County are clearly a "Community of Interest", and should remain together.

Jefferson County is located between three large urban counties, Lewis and Clark, Butte/Silver Bow, and Gallatin. It is important that we keep our own district so that we can maintain our proud identity. Please keep Jefferson County as whole as possible and allow a portion of Southern Jefferson County to remain with their "Community of Interest" in Northern Madison County.

Thank you for your consideration.

Name Enealon H. etz
Address PO Box 594 Boulder

RECEIVED
MAY 18 2009
Montana Legislative
Services Division

TO THE MONTANA DISTRICTING AND APPORTIONMENT COMMISSION
P.O. BOX 201706 HELENA, MT 59620-1706
districting@mt.gov FAX 406-444-3036

Dear Commissioners,

As a resident of Jefferson County, I am totally opposed to having Jefferson County split up for the benefit of Butte/Silver Bow County. Each of the four plans submitted by the Montana Districting and Apportionment Commission and the plan submitted by the Democrats on the Commission all put some portion of Jefferson County into Butte/Silver Bow County. This is simply unacceptable.

If you are going to consider the three discretionary criteria you set up at the beginning of this process, you will understand why none of these proposals make any sense.

- 1.) Following the lines of political units. Jefferson County is about 1,500 people over the ideal district size. Since our existing district is most of Jefferson County, we should start there and make every effort to keep Jefferson County as whole as possible, the remain population staying with its Community of Interest in Madison County .
- 2.) Following geographic boundaries. The Continental Divide separates Jefferson and Butte/Silver Bow Counties. That is a very distinct geographic boundary between our counties that should be respected.
- 3.) Keeping communities of interest intact. Many people live in Jefferson County because they don't want the impacts and influences of urban areas. Most of Jefferson County should be one district, with an area of the county South of Interstate 90 remaining as part of the district that represents Madison County. The Whitehall Elementary and Whitehall High School District both include portions of Madison County. The Jefferson Valley Rural Fire District also extends into Madison County. Kids from Jefferson County participate in 4-H and the Madison County Fair in Twin Bridges. Jefferson and Madison Counties share an MSU Extension Agent. In short, Southern Jefferson County and Northern Madison County are clearly a "Community of Interest", and should remain together.

Jefferson County is located between three large urban counties, Lewis and Clark, Butte/Silver Bow, and Gallatin. It is important that we keep our own district so that we can maintain our proud identity. Please keep Jefferson County as whole as possible and allow a portion of Southern Jefferson County to remain with their "Community of Interest" in Northern Madison County.

Thank you for your consideration.

Name

CHRIS HILTZ

Address

PO Box 594, 601 No ADAMS BOULDIEN MT
59632

RECEIVED

MAY 18 2012

Montana Legislative
Services Division

TO THE MONTANA DISTRICTING AND APPORTIONMENT COMMISSION
P.O. BOX 201706 HELENA, MT 59620-1706
districting@mt.gov FAX 406-444-3036

Dear Commissioners,

As a resident of Jefferson County, I am totally opposed to having Jefferson County split up for the benefit of Butte/Silver Bow County. Each of the four plans submitted by the Montana Districting and Apportionment Commission and the plan submitted by the Democrats on the Commission all put some portion of Jefferson County into Butte/Silver Bow County. This is simply unacceptable.

If you are going to consider the three discretionary criteria you set up at the beginning of this process, you will understand why none of these proposals make any sense.

- 1.) Following the lines of political units. Jefferson County is about 1,500 people over the ideal district size. Since our existing district is most of Jefferson County, we should start there and make every effort to keep Jefferson County as whole as possible, the remain population staying with its Community of Interest in Madison County .
- 2.) Following geographic boundaries. The Continental Divide separates Jefferson and Butte/Silver Bow Counties. That is a very distinct geographic boundary between our counties that should be respected.
- 3.) Keeping communities of interest intact. Many people live in Jefferson County because they don't want the impacts and influences of urban areas. Most of Jefferson County should be one district, with an area of the county South of Interstate 90 remaining as part of the district that represents Madison County. The Whitehall Elementary and Whitehall High School District both include portions of Madison County. The Jefferson Valley Rural Fire District also extends into Madison County. Kids from Jefferson County participate in 4-H and the Madison County Fair in Twin Bridges. Jefferson and Madison Counties share an MSU Extension Agent. In short, Southern Jefferson County and Northern Madison County are clearly a "Community of Interest", and should remain together.

Jefferson County is located between three large urban counties, Lewis and Clark, Butte/Silver Bow, and Gallatin. It is important that we keep our own district so that we can maintain our proud identity. Please keep Jefferson County as whole as possible and allow a portion of Southern Jefferson County to remain with their "Community of Interest" in Northern Madison County.

Thank you for your consideration.

Name Rhonda Craft

Address Box 688, Bowden, MT 59632

RECEIVED

MAY 18 2012

Montana Legislative
Services Division

TO THE MONTANA DISTRICTING AND APPORTIONMENT COMMISSION
P.O. BOX 201706 HELENA, MT 59620-1706
districting@mt.gov FAX 406-444-3036

Dear Commissioners,

As a resident of Jefferson County, I am totally opposed to having Jefferson County split up for the benefit of Butte/Silver Bow County. Each of the four plans submitted by the Montana Districting and Apportionment Commission and the plan submitted by the Democrats on the Commission all put some portion of Jefferson County into Butte/Silver Bow County. This is simply unacceptable.

If you are going to consider the three discretionary criteria you set up at the beginning of this process, you will understand why none of these proposals make any sense.

- 1.) Following the lines of political units. Jefferson County is about 1,500 people over the ideal district size. Since our existing district is most of Jefferson County, we should start there and make every effort to keep Jefferson County as whole as possible, the remain population staying with its Community of Interest in Madison County .
- 2.) Following geographic boundaries. The Continental Divide separates Jefferson and Butte/Silver Bow Counties. That is a very distinct geographic boundary between our counties that should be respected.
- 3.) Keeping communities of interest intact. Many people live in Jefferson County because they don't want the impacts and influences of urban areas. Most of Jefferson County should be one district, with an area of the county South of Interstate 90 remaining as part of the district that represents Madison County. The Whitehall Elementary and Whitehall High School District both include portions of Madison County. The Jefferson Valley Rural Fire District also extends into Madison County. Kids from Jefferson County participate in 4-H and the Madison County Fair in Twin Bridges. Jefferson and Madison Counties share an MSU Extension Agent. In short, Southern Jefferson County and Northern Madison County are clearly a "Community of Interest", and should remain together.

Jefferson County is located between three large urban counties, Lewis and Clark, Butte/Silver Bow, and Gallatin. It is important that we keep our own district so that we can maintain our proud identity. Please keep Jefferson County as whole as possible and allow a portion of Southern Jefferson County to remain with their "Community of Interest" in Northern Madison County.

Thank you for your consideration.

Name

John Bonan

Address

*26 N. Main st. Elkhorn Townsite
Jefferson Co., Mt.*

59632

RECEIVED
MAY 18 2012
Montana Legislative
Services Division

TO THE MONTANA DISTRICTING AND APPORTIONMENT COMMISSION
P.O. BOX 201706 HELENA, MT 59620-1706
districting@mt.gov FAX 406-444-3036

Dear Commissioners,

As a resident of Jefferson County, I am totally opposed to having Jefferson County split up for the benefit of Butte/Silver Bow County. Each of the four plans submitted by the Montana Districting and Apportionment Commission and the plan submitted by the Democrats on the Commission all put some portion of Jefferson County into Butte/Silver Bow County. This is simply unacceptable.

If you are going to consider the three discretionary criteria you set up at the beginning of this process, you will understand why none of these proposals make any sense.

- 1.) Following the lines of political units. Jefferson County is about 1,500 people over the ideal district size. Since our existing district is most of Jefferson County, we should start there and make every effort to keep Jefferson County as whole as possible, the remain population staying with its Community of Interest in Madison County.
- 2.) Following geographic boundaries. The Continental Divide separates Jefferson and Butte/Silver Bow Counties. That is a very distinct geographic boundary between our counties that should be respected.
- 3.) Keeping communities of interest intact. Many people live in Jefferson County because they don't want the impacts and influences of urban areas. Most of Jefferson County should be one district, with an area of the county South of Interstate 90 remaining as part of the district that represents Madison County. The Whitehall Elementary and Whitehall High School District both include portions of Madison County. The Jefferson Valley Rural Fire District also extends into Madison County. Kids from Jefferson County participate in 4-H and the Madison County Fair in Twin Bridges. Jefferson and Madison Counties share an MSU Extension Agent. In short, Southern Jefferson County and Northern Madison County are clearly a "Community of Interest", and should remain together.

Jefferson County is located between three large urban counties, Lewis and Clark, Butte/Silver Bow, and Gallatin. It is important that we keep our own district so that we can maintain our proud identity. Please keep Jefferson County as whole as possible and allow a portion of Southern Jefferson County to remain with their "Community of Interest" in Northern Madison County.

Thank you for your consideration.

Name Mrs & Mrs Maurice Guffeth

Address 104 S Brooke Whitehall

RECEIVED
MAY 18 2012
Montana Legislative
Services Division

TO THE MONTANA DISTRICTING AND APPORTIONMENT COMMISSION
P.O. BOX 201706 HELENA, MT 59620-1706
districting@mt.gov FAX 406-444-3036

Dear Commissioners,

As a resident of Jefferson County, I am totally opposed to having Jefferson County split up for the benefit of Butte/Silver Bow County. Each of the four plans submitted by the Montana Districting and Apportionment Commission and the plan submitted by the Democrats on the Commission all put some portion of Jefferson County into Butte/Silver Bow County. This is simply unacceptable.

If you are going to consider the three discretionary criteria you set up at the beginning of this process, you will understand why none of these proposals make any sense.

- 1.) Following the lines of political units. Jefferson County is about 1,500 people over the ideal district size. Since our existing district is most of Jefferson County, we should start there and make every effort to keep Jefferson County as whole as possible, the remain population staying with its Community of Interest in Madison County .
- 2.) Following geographic boundaries. The Continental Divide separates Jefferson and Butte/Silver Bow Counties. That is a very distinct geographic boundary between our counties that should be respected.
- 3.) Keeping communities of interest intact. Many people live in Jefferson County because they don't want the impacts and influences of urban areas. Most of Jefferson County should be one district, with an area of the county South of Interstate 90 remaining as part of the district that represents Madison County. The Whitehall Elementary and Whitehall High School District both include portions of Madison County. The Jefferson Valley Rural Fire District also extends into Madison County. Kids from Jefferson County participate in 4-H and the Madison County Fair in Twin Bridges. Jefferson and Madison Counties share an MSU Extension Agent. In short, Southern Jefferson County and Northern Madison County are clearly a "Community of Interest", and should remain together.

Jefferson County is located between three large urban counties, Lewis and Clark, Butte/Silver Bow, and Gallatin. It is important that we keep our own district so that we can maintain our proud identity. Please keep Jefferson County as whole as possible and allow a portion of Southern Jefferson County to remain with their "Community of Interest" in Northern Madison County.

Thank you for your consideration.

Name

Larry Skogen

Address

Box 402 Whitehall 59759

RECEIVED
MAY 18 2012
Montana Legislative
Services Division

TO THE MONTANA DISTRICTING AND APPORTIONMENT COMMISSION
P.O. BOX 201706 HELENA, MT 59620-1706
districting@mt.gov FAX 406-444-3036

Dear Commissioners,

As a resident of Jefferson County, I am totally opposed to having Jefferson County split up for the benefit of Butte/Silver Bow County. Each of the four plans submitted by the Montana Districting and Apportionment Commission and the plan submitted by the Democrats on the Commission all put some portion of Jefferson County into Butte/Silver Bow County. This is simply unacceptable.

If you are going to consider the three discretionary criteria you set up at the beginning of this process, you will understand why none of these proposals make any sense.

- 1.) Following the lines of political units. Jefferson County is about 1,500 people over the ideal district size. Since our existing district is most of Jefferson County, we should start there and make every effort to keep Jefferson County as whole as possible, the remain population staying with its Community of Interest in Madison County .
- 2.) Following geographic boundaries. The Continental Divide separates Jefferson and Butte/Silver Bow Counties. That is a very distinct geographic boundary between our counties that should be respected.
- 3.) Keeping communities of interest intact. Many people live in Jefferson County because they don't want the impacts and influences of urban areas. Most of Jefferson County should be one district, with an area of the county South of Interstate 90 remaining as part of the district that represents Madison County. The Whitehall Elementary and Whitehall High School District both include portions of Madison County. The Jefferson Valley Rural Fire District also extends into Madison County. Kids from Jefferson County participate in 4-H and the Madison County Fair in Twin Bridges. Jefferson and Madison Counties share an MSU Extension Agent. In short, Southern Jefferson County and Northern Madison County are clearly a "Community of Interest", and should remain together.

Jefferson County is located between three large urban counties, Lewis and Clark, Butte/Silver Bow, and Gallatin. It is important that we keep our own district so that we can maintain our proud identity. Please keep Jefferson County as whole as possible and allow a portion of Southern Jefferson County to remain with their "Community of Interest" in Northern Madison County.

Thank you for your consideration.

Name

Thomas E Salvagni Thomas E Salvagni

Address

159 Yellowstone Tr Whitehall, MT 59759

RECEIVED
MAY 18 2012
Montana Legislative
Services Division

TO THE MONTANA DISTRICTING AND APPORTIONMENT COMMISSION
P.O. BOX 201706 HELENA, MT 59620-1706
districting@mt.gov FAX 406-444-3036

Dear Commissioners,

As a resident of Jefferson County, I am totally opposed to having Jefferson County split up for the benefit of Butte/Silver Bow County. Each of the four plans submitted by the Montana Districting and Apportionment Commission and the plan submitted by the Democrats on the Commission all put some portion of Jefferson County into Butte/Silver Bow County. This is simply unacceptable.

If you are going to consider the three discretionary criteria you set up at the beginning of this process, you will understand why none of these proposals make any sense.

- 1.) Following the lines of political units. Jefferson County is about 1,500 people over the ideal district size. Since our existing district is most of Jefferson County, we should start there and make every effort to keep Jefferson County as whole as possible, the remain population staying with its Community of Interest in Madison County .
- 2.) Following geographic boundaries. The Continental Divide separates Jefferson and Butte/Silver Bow Counties. That is a very distinct geographic boundary between our counties that should be respected.
- 3.) Keeping communities of interest intact. Many people live in Jefferson County because they don't want the impacts and influences of urban areas. Most of Jefferson County should be one district, with an area of the county South of Interstate 90 remaining as part of the district that represents Madison County. The Whitehall Elementary and Whitehall High School District both include portions of Madison County. The Jefferson Valley Rural Fire District also extends into Madison County. Kids from Jefferson County participate in 4-H and the Madison County Fair in Twin Bridges. Jefferson and Madison Counties share an MSU Extension Agent. In short, Southern Jefferson County and Northern Madison County are clearly a "Community of Interest", and should remain together.

RECEIVED

MAY 18 2012
Montana Legislative
Services Division

Jefferson County is located between three large urban counties, Lewis and Clark, Butte/Silver Bow, and Gallatin. It is important that we keep our own district so that we can maintain our proud identity. Please keep Jefferson County as whole as possible and allow a portion of Southern Jefferson County to remain with their "Community of Interest" in Northern Madison County.

Thank you for your consideration.

Name Mr & Mrs Ted I & Jeanette L Lewis

Address 100 Lonesome Elk Rd

TO THE MONTANA DISTRICTING AND APPORTIONMENT COMMISSION
P.O. BOX 201706 HELENA, MT 59620-1706
districting@mt.gov FAX 406-444-3036

Dear Commissioners,

As a resident of Jefferson County, I am totally opposed to having Jefferson County split up for the benefit of Butte/Silver Bow County. Each of the four plans submitted by the Montana Districting and Apportionment Commission and the plan submitted by the Democrats on the Commission all put some portion of Jefferson County into Butte/Silver Bow County. This is simply unacceptable.

If you are going to consider the three discretionary criteria you set up at the beginning of this process, you will understand why none of these proposals make any sense.

- 1.) Following the lines of political units. Jefferson County is about 1,500 people over the ideal district size. Since our existing district is most of Jefferson County, we should start there and make every effort to keep Jefferson County as whole as possible, the remain population staying with its Community of Interest in Madison County .
- 2.) Following geographic boundaries. The Continental Divide separates Jefferson and Butte/Silver Bow Counties. That is a very distinct geographic boundary between our counties that should be respected.
- 3.) Keeping communities of interest intact. Many people live in Jefferson County because they don't want the impacts and influences of urban areas. Most of Jefferson County should be one district, with an area of the county South of Interstate 90 remaining as part of the district that represents Madison County. The Whitehall Elementary and Whitehall High School District both include portions of Madison County. The Jefferson Valley Rural Fire District also extends into Madison County. Kids from Jefferson County participate in 4-H and the Madison County Fair in Twin Bridges. Jefferson and Madison Counties share an MSU Extension Agent. In short, Southern Jefferson County and Northern Madison County are clearly a "Community of Interest", and should remain together.

Jefferson County is located between three large urban counties, Lewis and Clark, Butte/Silver Bow, and Gallatin. It is important that we keep our own district so that we can maintain our proud identity. Please keep Jefferson County as whole as possible and allow a portion of Southern Jefferson County to remain with their "Community of Interest" in Northern Madison County.

Thank you for your consideration.

Name Ellen L Wagner

Address P.O. Box 433 Whitehall, MT 59759

RECEIVED

MAY 18 2012

Montana Legislative
Services Division

TO THE MONTANA DISTRICTING AND APPORTIONMENT COMMISSION
P.O. BOX 201706 HELENA, MT 59620-1706
districting@mt.gov FAX 406-444-3036

Dear Commissioners,

As a resident of Jefferson County, I am totally opposed to having Jefferson County split up for the benefit of Butte/Silver Bow County. Each of the four plans submitted by the Montana Districting and Apportionment Commission and the plan submitted by the Democrats on the Commission all put some portion of Jefferson County into Butte/Silver Bow County. This is simply unacceptable.

If you are going to consider the three discretionary criteria you set up at the beginning of this process, you will understand why none of these proposals make any sense.

- 1.) Following the lines of political units. Jefferson County is about 1,500 people over the ideal district size. Since our existing district is most of Jefferson County, we should start there and make every effort to keep Jefferson County as whole as possible, the remain population staying with its Community of Interest in Madison County .
- 2.) Following geographic boundaries. The Continental Divide separates Jefferson and Butte/Silver Bow Counties. That is a very distinct geographic boundary between our counties that should be respected.
- 3.) Keeping communities of interest intact. Many people live in Jefferson County because they don't want the impacts and influences of urban areas. Most of Jefferson County should be one district, with an area of the county South of Interstate 90 remaining as part of the district that represents Madison County. The Whitehall Elementary and Whitehall High School District both include portions of Madison County. The Jefferson Valley Rural Fire District also extends into Madison County. Kids from Jefferson County participate in 4-H and the Madison County Fair in Twin Bridges. Jefferson and Madison Counties share an MSU Extension Agent. In short, Southern Jefferson County and Northern Madison County are clearly a "Community of Interest", and should remain together.

RECEIVED

MAY 18 2012

Montana Legislative
Services Division

Jefferson County is located between three large urban counties, Lewis and Clark, Butte/Silver Bow, and Gallatin. It is important that we keep our own district so that we can maintain our proud identity. Please keep Jefferson County as whole as possible and allow a portion of Southern Jefferson County to remain with their "Community of Interest" in Northern Madison County.

Thank you for your consideration.

Name

Chad Boyt

Address

106 Rock Ridge DR Clancy MT

TO THE MONTANA DISTRICTING AND APPORTIONMENT COMMISSION
P.O. BOX 201706 HELENA, MT 59620-1706
districting@mt.gov FAX 406-444-3036

Dear Commissioners,

As a resident of Jefferson County, I am totally opposed to having Jefferson County split up for the benefit of Butte/Silver Bow County. Each of the four plans submitted by the Montana Districting and Apportionment Commission and the plan submitted by the Democrats on the Commission all put some portion of Jefferson County into Butte/Silver Bow County. This is simply unacceptable.

If you are going to consider the three discretionary criteria you set up at the beginning of this process, you will understand why none of these proposals make any sense.

- 1.) Following the lines of political units. Jefferson County is about 1,500 people over the ideal district size. Since our existing district is most of Jefferson County, we should start there and make every effort to keep Jefferson County as whole as possible, the remain population staying with its Community of Interest in Madison County .
- 2.) Following geographic boundaries. The Continental Divide separates Jefferson and Butte/Silver Bow Counties. That is a very distinct geographic boundary between our counties that should be respected.
- 3.) Keeping communities of interest intact. Many people live in Jefferson County because they don't want the impacts and influences of urban areas. Most of Jefferson County should be one district, with an area of the county South of Interstate 90 remaining as part of the district that represents Madison County. The Whitehall Elementary and Whitehall High School District both include portions of Madison County. The Jefferson Valley Rural Fire District also extends into Madison County. Kids from Jefferson County participate in 4-H and the Madison County Fair in Twin Bridges. Jefferson and Madison Counties share an MSU Extension Agent. In short, Southern Jefferson County and Northern Madison County are clearly a "Community of Interest", and should remain together.

RECEIVED

MAY 18 2012

Montana Legislative
Services Division

Jefferson County is located between three large urban counties, Lewis and Clark, Butte/Silver Bow, and Gallatin. It is important that we keep our own district so that we can maintain our proud identity. Please keep Jefferson County as whole as possible and allow a portion of Southern Jefferson County to remain with their "Community of Interest" in Northern Madison County.

Thank you for your consideration.

Name

Quentin King

Address

40 HOMESTEAD ST. MONTANA CITY

TO THE MONTANA DISTRICTING AND APPORTIONMENT COMMISSION
P.O. BOX 201706 HELENA, MT 59620-1706
districting@mt.gov FAX 406-444-3036

Dear Commissioners,

As a resident of Jefferson County, I am totally opposed to having Jefferson County split up for the benefit of Butte/Silver Bow County. Each of the four plans submitted by the Montana Districting and Apportionment Commission and the plan submitted by the Democrats on the Commission all put some portion of Jefferson County into Butte/Silver Bow County. This is simply unacceptable.

If you are going to consider the three discretionary criteria you set up at the beginning of this process, you will understand why none of these proposals make any sense.

- 1.) Following the lines of political units. Jefferson County is about 1,500 people over the ideal district size. Since our existing district is most of Jefferson County, we should start there and make every effort to keep Jefferson County as whole as possible, the remain population staying with its Community of Interest in Madison County .
- 2.) Following geographic boundaries. The Continental Divide separates Jefferson and Butte/Silver Bow Counties. That is a very distinct geographic boundary between our counties that should be respected.
- 3.) Keeping communities of interest intact. Many people live in Jefferson County because they don't want the impacts and influences of urban areas. Most of Jefferson County should be one district, with an area of the county South of Interstate 90 remaining as part of the district that represents Madison County. The Whitehall Elementary and Whitehall High School District both include portions of Madison County. The Jefferson Valley Rural Fire District also extends into Madison County. Kids from Jefferson County participate in 4-H and the Madison County Fair in Twin Bridges. Jefferson and Madison Counties share an MSU Extension Agent. In short, Southern Jefferson County and Northern Madison County are clearly a "Community of Interest", and should remain together.

Jefferson County is located between three large urban counties, Lewis and Clark, Butte/Silver Bow, and Gallatin. It is important that we keep our own district so that we can maintain our proud identity. Please keep Jefferson County as whole as possible and allow a portion of Southern Jefferson County to remain with their "Community of Interest" in Northern Madison County.

Thank you for your consideration.

Name Bob Weber

Address P.O. Box 384 Boulder MT

RECEIVED
MAY 18 2012
Montana Legislative
Services Division

TO THE MONTANA DISTRICTING AND APPORTIONMENT COMMISSION
P.O. BOX 201706 HELENA, MT 59620-1706
districting@mt.gov FAX 406-444-3036

Dear Commissioners,

As a resident of Jefferson County, I am totally opposed to having Jefferson County split up for the benefit of Butte/Silver Bow County. Each of the four plans submitted by the Montana Districting and Apportionment Commission and the plan submitted by the Democrats on the Commission all put some portion of Jefferson County into Butte/Silver Bow County. This is simply unacceptable.

If you are going to consider the three discretionary criteria you set up at the beginning of this process, you will understand why none of these proposals make any sense.

- 1.) Following the lines of political units. Jefferson County is about 1,500 people over the ideal district size. Since our existing district is most of Jefferson County, we should start there and make every effort to keep Jefferson County as whole as possible, the remain population staying with its Community of Interest in Madison County .
- 2.) Following geographic boundaries. The Continental Divide separates Jefferson and Butte/Silver Bow Counties. That is a very distinct geographic boundary between our counties that should be respected.
- 3.) Keeping communities of interest intact. Many people live in Jefferson County because they don't want the impacts and influences of urban areas. Most of Jefferson County should be one district, with an area of the county South of Interstate 90 remaining as part of the district that represents Madison County. The Whitehall Elementary and Whitehall High School District both include portions of Madison County. The Jefferson Valley Rural Fire District also extends into Madison County. Kids from Jefferson County participate in 4-H and the Madison County Fair in Twin Bridges. Jefferson and Madison Counties share an MSU Extension Agent. In short, Southern Jefferson County and Northern Madison County are clearly a "Community of Interest", and should remain together.

Jefferson County is located between three large urban counties, Lewis and Clark, Butte/Silver Bow, and Gallatin. It is important that we keep our own district so that we can maintain our proud identity. Please keep Jefferson County as whole as possible and allow a portion of Southern Jefferson County to remain with their "Community of Interest" in Northern Madison County.

Thank you for your consideration.

Name Gloria Hortschius

Address 90, Box 194 Jefferson City MT. 59638

RECEIVED

MAY 18 2012

Montana Legislative
Services Division

TO THE MONTANA DISTRICTING AND APPORTIONMENT COMMISSION
P.O. BOX 201706 HELENA, MT 59620-1706
districting@mt.gov FAX 406-444-3036

Dear Commissioners,

As a resident of Jefferson County, I am totally opposed to having Jefferson County split up for the benefit of Butte/Silver Bow County. Each of the four plans submitted by the Montana Districting and Apportionment Commission and the plan submitted by the Democrats on the Commission all put some portion of Jefferson County into Butte/Silver Bow County. This is simply unacceptable.

If you are going to consider the three discretionary criteria you set up at the beginning of this process, you will understand why none of these proposals make any sense.

- 1.) Following the lines of political units. Jefferson County is about 1,500 people over the ideal district size. Since our existing district is most of Jefferson County, we should start there and make every effort to keep Jefferson County as whole as possible, the remain population staying with its Community of Interest in Madison County .
- 2.) Following geographic boundaries. The Continental Divide separates Jefferson and Butte/Silver Bow Counties. That is a very distinct geographic boundary between our counties that should be respected.
- 3.) Keeping communities of interest intact. Many people live in Jefferson County because they don't want the impacts and influences of urban areas. Most of Jefferson County should be one district, with an area of the county South of Interstate 90 remaining as part of the district that represents Madison County. The Whitehall Elementary and Whitehall High School District both include portions of Madison County. The Jefferson Valley Rural Fire District also extends into Madison County. Kids from Jefferson County participate in 4-H and the Madison County Fair in Twin Bridges. Jefferson and Madison Counties share an MSU Extension Agent. In short, Southern Jefferson County and Northern Madison County are clearly a "Community of Interest", and should remain together.

RECEIVED

MAY 18 2012

Montana Legislative
Services Division

Jefferson County is located between three large urban counties, Lewis and Clark, Butte/Silver Bow, and Gallatin. It is important that we keep our own district so that we can maintain our proud identity. Please keep Jefferson County as whole as possible and allow a portion of Southern Jefferson County to remain with their "Community of Interest" in Northern Madison County.

Thank you for your consideration.

Name

Wayle Snow

Address

30 WHITEHALL CLARKY

TO THE MONTANA DISTRICTING AND APPORTIONMENT COMMISSION
P.O. BOX 201706 HELENA, MT 59620-1706
districting@mt.gov FAX 406-444-3036

Dear Commissioners,

As a resident of Jefferson County, I am totally opposed to having Jefferson County split up for the benefit of Butte/Silver Bow County. Each of the four plans submitted by the Montana Districting and Apportionment Commission and the plan submitted by the Democrats on the Commission all put some portion of Jefferson County into Butte/Silver Bow County. This is simply unacceptable.

If you are going to consider the three discretionary criteria you set up at the beginning of this process, you will understand why none of these proposals make any sense.

- 1.) Following the lines of political units. Jefferson County is about 1,500 people over the ideal district size. Since our existing district is most of Jefferson County, we should start there and make every effort to keep Jefferson County as whole as possible, the remain population staying with its Community of Interest in Madison County .
- 2.) Following geographic boundaries. The Continental Divide separates Jefferson and Butte/Silver Bow Counties. That is a very distinct geographic boundary between our counties that should be respected.
- 3.) Keeping communities of interest intact. Many people live in Jefferson County because they don't want the impacts and influences of urban areas. Most of Jefferson County should be one district, with an area of the county South of Interstate 90 remaining as part of the district that represents Madison County. The Whitehall Elementary and Whitehall High School District both include portions of Madison County. The Jefferson Valley Rural Fire District also extends into Madison County. Kids from Jefferson County participate in 4-H and the Madison County Fair in Twin Bridges. Jefferson and Madison Counties share an MSU Extension Agent. In short, Southern Jefferson County and Northern Madison County are clearly a "Community of Interest", and should remain together.

Jefferson County is located between three large urban counties, Lewis and Clark, Butte/Silver Bow, and Gallatin. It is important that we keep our own district so that we can maintain our proud identity. Please keep Jefferson County as whole as possible and allow a portion of Southern Jefferson County to remain with their "Community of Interest" in Northern Madison County.

Thank you for your consideration.

Name Kelly Walsh

Address 31 Jefferson Dr Clancy

RECEIVED
MAY 18 2012
Montana Legislative
Services Division

TO THE MONTANA DISTRICTING AND APPORTIONMENT COMMISSION
P.O. BOX 201706 HELENA, MT 59620-1706
districting@mt.gov FAX 406-444-3036

Dear Commissioners,

As a resident of Jefferson County, I am totally opposed to having Jefferson County split up for the benefit of Butte/Silver Bow County. Each of the four plans submitted by the Montana Districting and Apportionment Commission and the plan submitted by the Democrats on the Commission all put some portion of Jefferson County into Butte/Silver Bow County. This is simply unacceptable.

If you are going to consider the three discretionary criteria you set up at the beginning of this process, you will understand why none of these proposals make any sense.

- 1.) Following the lines of political units. Jefferson County is about 1,500 people over the ideal district size. Since our existing district is most of Jefferson County, we should start there and make every effort to keep Jefferson County as whole as possible, the remain population staying with its Community of Interest in Madison County .
- 2.) Following geographic boundaries. The Continental Divide separates Jefferson and Butte/Silver Bow Counties. That is a very distinct geographic boundary between our counties that should be respected.
- 3.) Keeping communities of interest intact. Many people live in Jefferson County because they don't want the impacts and influences of urban areas. Most of Jefferson County should be one district, with an area of the county South of Interstate 90 remaining as part of the district that represents Madison County. The Whitehall Elementary and Whitehall High School District both include portions of Madison County. The Jefferson Valley Rural Fire District also extends into Madison County. Kids from Jefferson County participate in 4-H and the Madison County Fair in Twin Bridges. Jefferson and Madison Counties share an MSU Extension Agent. In short, Southern Jefferson County and Northern Madison County are clearly a "Community of Interest", and should remain together.

RECEIVED

MAY 18 2012

Montana Legislative
Services Division

Jefferson County is located between three large urban counties, Lewis and Clark, Butte/Silver Bow, and Gallatin. It is important that we keep our own district so that we can maintain our proud identity. Please keep Jefferson County as whole as possible and allow a portion of Southern Jefferson County to remain with their "Community of Interest" in Northern Madison County.

Thank you for your consideration.

Name

Jim Richardson

Address

4 Horse Shoe Lane

Clancy MT 59634

TO THE MONTANA DISTRICTING AND APPORTIONMENT COMMISSION
P.O. BOX 201706 HELENA, MT 59620-1706
districting@mt.gov FAX 406-444-3036

Dear Commissioners,

As a resident of Jefferson County, I am totally opposed to having Jefferson County split up for the benefit of Butte/Silver Bow County. Each of the four plans submitted by the Montana Districting and Apportionment Commission and the plan submitted by the Democrats on the Commission all put some portion of Jefferson County into Butte/Silver Bow County. This is simply unacceptable.

If you are going to consider the three discretionary criteria you set up at the beginning of this process, you will understand why none of these proposals make any sense.

- 1.) Following the lines of political units. Jefferson County is about 1,500 people over the ideal district size. Since our existing district is most of Jefferson County, we should start there and make every effort to keep Jefferson County as whole as possible, the remain population staying with its Community of Interest in Madison County .
- 2.) Following geographic boundaries. The Continental Divide separates Jefferson and Butte/Silver Bow Counties. That is a very distinct geographic boundary between our counties that should be respected.
Keeping communities of interest intact. Many people live in Jefferson County because they don't want the impacts and influences of urban areas. Most of Jefferson County should be one district, with an area of the county South of Interstate 90 remaining as part of the district that represents Madison County. The Whitehall Elementary and Whitehall High School District both include portions of Madison County. The Jefferson Valley Rural Fire District also extends into Madison County. Kids from Jefferson County participate in 4-H and the Madison County Fair in Twin Bridges. Jefferson and Madison Counties share an MSU Extension Agent. In short, Southern Jefferson County and Northern Madison County are clearly a "Community of Interest", and should remain together.

Jefferson County is located between three large urban counties, Lewis and Clark, Butte/Silver Bow, and Gallatin. It is important that we keep our own district so that we can maintain our proud identity. Please keep Jefferson County as whole as possible and allow a portion of Southern Jefferson County to remain with their "Community of Interest" in Northern Madison County.

Thank you for your consideration.

Name

MaryAnn Cannon

Address

84 Hill Brothers Rd

MT CITY. 59634

RECEIVED

MAY 18 2012

Montana Legislative
Services Division

TO THE MONTANA DISTRICTING AND APPORTIONMENT COMMISSION
P.O. BOX 201706 HELENA, MT 59620-1706
districting@mt.gov FAX 406-444-3036

Dear Commissioners,

As a resident of Jefferson County, I am totally opposed to having Jefferson County split up for the benefit of Butte/Silver Bow County. Each of the four plans submitted by the Montana Districting and Apportionment Commission and the plan submitted by the Democrats on the Commission all put some portion of Jefferson County into Butte/Silver Bow County. This is simply unacceptable.

If you are going to consider the three discretionary criteria you set up at the beginning of this process, you will understand why none of these proposals make any sense.

- 1.) Following the lines of political units. Jefferson County is about 1,500 people over the ideal district size. Since our existing district is most of Jefferson County, we should start there and make every effort to keep Jefferson County as whole as possible, the remain population staying with its Community of Interest in Madison County .
- 2.) Following geographic boundaries. The Continental Divide separates Jefferson and Butte/Silver Bow Counties. That is a very distinct geographic boundary between our counties that should be respected.
- 3.) Keeping communities of interest intact. Many people live in Jefferson County because they don't want the impacts and influences of urban areas. Most of Jefferson County should be one district, with an area of the county South of Interstate 90 remaining as part of the district that represents Madison County. The Whitehall Elementary and Whitehall High School District both include portions of Madison County. The Jefferson Valley Rural Fire District also extends into Madison County. Kids from Jefferson County participate in 4-H and the Madison County Fair in Twin Bridges. Jefferson and Madison Counties share an MSU Extension Agent. In short, Southern Jefferson County and Northern Madison County are clearly a "Community of Interest", and should remain together.

RECEIVED
MAY 18 2012
Montana Legislative
Services Division

Jefferson County is located between three large urban counties, Lewis and Clark, Butte/Silver Bow, and Gallatin. It is important that we keep our own district so that we can maintain our proud identity. Please keep Jefferson County as whole as possible and allow a portion of Southern Jefferson County to remain with their "Community of Interest" in Northern Madison County.

Thank you for your consideration.

Name DALE SCIVERS

Address 443 Lump Gulch Rd Clancy

TO THE MONTANA DISTRICTING AND APPORTIONMENT COMMISSION
P.O. BOX 201706 HELENA, MT 59620-1706
districting@mt.gov FAX 406-444-3036

Dear Commissioners,

As a resident of Jefferson County, I am totally opposed to having Jefferson County split up for the benefit of Butte/Silver Bow County. Each of the four plans submitted by the Montana Districting and Apportionment Commission and the plan submitted by the Democrats on the Commission all put some portion of Jefferson County into Butte/Silver Bow County. This is simply unacceptable.

If you are going to consider the three discretionary criteria you set up at the beginning of this process, you will understand why none of these proposals make any sense.

- 1.) Following the lines of political units. Jefferson County is about 1,500 people over the ideal district size. Since our existing district is most of Jefferson County, we should start there and make every effort to keep Jefferson County as whole as possible, the remain population staying with its Community of Interest in Madison County .
 - 2.) Following geographic boundaries. The Continental Divide separates Jefferson and Butte/Silver Bow Counties. That is a very distinct geographic boundary between our counties that should be respected.
- Keeping communities of interest intact. Many people live in Jefferson County because they don't want the impacts and influences of urban areas. Most of Jefferson County should be one district, with an area of the county South of Interstate 90 remaining as part of the district that represents Madison County. The Whitehall Elementary and Whitehall High School District both include portions of Madison County. The Jefferson Valley Rural Fire District also extends into Madison County. Kids from Jefferson County participate in 4-H and the Madison County Fair in Twin Bridges. Jefferson and Madison Counties share an MSU Extension Agent. In short, Southern Jefferson County and Northern Madison County are clearly a "Community of Interest", and should remain together.

Jefferson County is located between three large urban counties, Lewis and Clark, Butte/Silver Bow, and Gallatin. It is important that we keep our own district so that we can maintain our proud identity. Please keep Jefferson County as whole as possible and allow a portion of Southern Jefferson County to remain with their "Community of Interest" in Northern Madison County.

Thank you for your consideration.

Name

Thomas Davis

Address

730 Hwy 282 Clancy 59634

RECEIVED

MAY 18 2012

Montana Legislative
Services Division

TO THE MONTANA DISTRICTING AND APPORTIONMENT COMMISSION
P.O. BOX 201706 HELENA, MT 59620-1706
districting@mt.gov FAX 406-444-3036

Dear Commissioners,

As a resident of Jefferson County, I am totally opposed to having Jefferson County split up for the benefit of Butte/Silver Bow County. Each of the four plans submitted by the Montana Districting and Apportionment Commission and the plan submitted by the Democrats on the Commission all put some portion of Jefferson County into Butte/Silver Bow County. This is simply unacceptable.

If you are going to consider the three discretionary criteria you set up at the beginning of this process, you will understand why none of these proposals make any sense.

- 1.) Following the lines of political units. Jefferson County is about 1,500 people over the ideal district size. Since our existing district is most of Jefferson County, we should start there and make every effort to keep Jefferson County as whole as possible, the remain population staying with its Community of Interest in Madison County .
- 2.) Following geographic boundaries. The Continental Divide separates Jefferson and Butte/Silver Bow Counties. That is a very distinct geographic boundary between our counties that should be respected.
- 3.) Keeping communities of interest intact. Many people live in Jefferson County because they don't want the impacts and influences of urban areas. Most of Jefferson County should be one district, with an area of the county South of Interstate 90 remaining as part of the district that represents Madison County. The Whitehall Elementary and Whitehall High School District both include portions of Madison County. The Jefferson Valley Rural Fire District also extends into Madison County. Kids from Jefferson County participate in 4-H and the Madison County Fair in Twin Bridges. Jefferson and Madison Counties share an MSU Extension Agent. In short, Southern Jefferson County and Northern Madison County are clearly a "Community of Interest", and should remain together.

RECEIVED

MAY 18 2012

Montana Legislative
Services Division

Jefferson County is located between three large urban counties, Lewis and Clark, Butte/Silver Bow, and Gallatin. It is important that we keep our own district so that we can maintain our proud identity. Please keep Jefferson County as whole as possible and allow a portion of Southern Jefferson County to remain with their "Community of Interest" in Northern Madison County.

Thank you for your consideration.

Name

Pat J. Howell

Address

17 Clark Creek Loop, Clancy, Mt. 59634

TO THE MONTANA DISTRICTING AND APPORTIONMENT COMMISSION
P.O. BOX 201706 HELENA, MT 59620-1706
districting@mt.gov FAX 406-444-3036

Dear Commissioners,

As a resident of Jefferson County, I am totally opposed to having Jefferson County split up for the benefit of Butte/Silver Bow County. Each of the four plans submitted by the Montana Districting and Apportionment Commission and the plan submitted by the Democrats on the Commission all put some portion of Jefferson County into Butte/Silver Bow County. This is simply unacceptable.

If you are going to consider the three discretionary criteria you set up at the beginning of this process, you will understand why none of these proposals make any sense.

- 1.) Following the lines of political units. Jefferson County is about 1,500 people over the ideal district size. Since our existing district is most of Jefferson County, we should start there and make every effort to keep Jefferson County as whole as possible, the remain population staying with its Community of Interest in Madison County .
- 2.) Following geographic boundaries. The Continental Divide separates Jefferson and Butte/Silver Bow Counties. That is a very distinct geographic boundary between our counties that should be respected.
- 3.) Keeping communities of interest intact. Many people live in Jefferson County because they don't want the impacts and influences of urban areas. Most of Jefferson County should be one district, with an area of the county South of Interstate 90 remaining as part of the district that represents Madison County. The Whitehall Elementary and Whitehall High School District both include portions of Madison County. The Jefferson Valley Rural Fire District also extends into Madison County. Kids from Jefferson County participate in 4-H and the Madison County Fair in Twin Bridges. Jefferson and Madison Counties share an MSU Extension Agent. In short, Southern Jefferson County and Northern Madison County are clearly a "Community of Interest", and should remain together.

Jefferson County is located between three large urban counties, Lewis and Clark, Butte/Silver Bow, and Gallatin. It is important that we keep our own district so that we can maintain our proud identity. Please keep Jefferson County as whole as possible and allow a portion of Southern Jefferson County to remain with their "Community of Interest" in Northern Madison County.

Thank you for your consideration.

Name Kevin Holbert

Address 108 Muskrat Tr. E. Helena, MT 59634

RECEIVED

MAY 18 2012

Montana Legislative
Services Division

TO THE MONTANA DISTRICTING AND APPORTIONMENT COMMISSION
P.O. BOX 201706 HELENA, MT 59620-1706
districting@mt.gov FAX 406-444-3036

Dear Commissioners,

As a resident of Jefferson County, I am totally opposed to having Jefferson County split up for the benefit of Butte/Silver Bow County. Each of the four plans submitted by the Montana Districting and Apportionment Commission and the plan submitted by the Democrats on the Commission all put some portion of Jefferson County into Butte/Silver Bow County. This is simply unacceptable.

If you are going to consider the three discretionary criteria you set up at the beginning of this process, you will understand why none of these proposals make any sense.


- 1.) Following the lines of political units. Jefferson County is about 1,500 people over the ideal district size. Since our existing district is most of Jefferson County, we should start there and make every effort to keep Jefferson County as whole as possible, the remain population staying with its Community of Interest in Madison County .
- 2.) Following geographic boundaries. The Continental Divide separates Jefferson and Butte/Silver Bow Counties. That is a very distinct geographic boundary between our counties that should be respected.
- 3.) Keeping communities of interest intact. Many people live in Jefferson County because they don't want the impacts and influences of urban areas. Most of Jefferson County should be one district, with an area of the county South of Interstate 90 remaining as part of the district that represents Madison County. The Whitehall Elementary and Whitehall High School District both include portions of Madison County. The Jefferson Valley Rural Fire District also extends into Madison County. Kids from Jefferson County participate in 4-H and the Madison County Fair in Twin Bridges. Jefferson and Madison Counties share an MSU Extension Agent. In short, Southern Jefferson County and Northern Madison County are clearly a "Community of Interest", and should remain together.

Jefferson County is located between three large urban counties, Lewis and Clark, Butte/Silver Bow, and Gallatin. It is important that we keep our own district so that we can maintain our proud identity. Please keep Jefferson County as whole as possible and allow a portion of Southern Jefferson County to remain with their "Community of Interest" in Northern Madison County.

Thank you for your consideration.

Name

Address


9 Chalk Creek

RECEIVED

MAY 18 2012

Montana Legislative
Services Division

TO THE MONTANA DISTRICTING AND APPORTIONMENT COMMISSION
P.O. BOX 201706 HELENA, MT 59620-1706
districting@mt.gov FAX 406-444-3036

Dear Commissioners,

As a resident of Jefferson County, I am totally opposed to having Jefferson County split up for the benefit of Butte/Silver Bow County. Each of the four plans submitted by the Montana Districting and Apportionment Commission and the plan submitted by the Democrats on the Commission all put some portion of Jefferson County into Butte/Silver Bow County. This is simply unacceptable.

If you are going to consider the three discretionary criteria you set up at the beginning of this process, you will understand why none of these proposals make any sense.

- 1.) Following the lines of political units. Jefferson County is about 1,500 people over the ideal district size. Since our existing district is most of Jefferson County, we should start there and make every effort to keep Jefferson County as whole as possible, the remain population staying with its Community of Interest in Madison County .
- 2.) Following geographic boundaries. The Continental Divide separates Jefferson and Butte/Silver Bow Counties. That is a very distinct geographic boundary between our counties that should be respected.
- 3.) Keeping communities of interest intact. Many people live in Jefferson County because they don't want the impacts and influences of urban areas. Most of Jefferson County should be one district, with an area of the county South of Interstate 90 remaining as part of the district that represents Madison County. The Whitehall Elementary and Whitehall High School District both include portions of Madison County. The Jefferson Valley Rural Fire District also extends into Madison County. Kids from Jefferson County participate in 4-H and the Madison County Fair in Twin Bridges. Jefferson and Madison Counties share an MSU Extension Agent. In short, Southern Jefferson County and Northern Madison County are clearly a "Community of Interest", and should remain together.

Jefferson County is located between three large urban counties, Lewis and Clark, Butte/Silver Bow, and Gallatin. It is important that we keep our own district so that we can maintain our proud identity. Please keep Jefferson County as whole as possible and allow a portion of Southern Jefferson County to remain with their "Community of Interest" in Northern Madison County.

Thank you for your consideration.

Name

Dan Dean

Address

52 Sawmill Rd. Clancy MT 59634

RECEIVED

MAY 18 2012

Montana Legislative
Services Division

TO THE MONTANA DISTRICTING AND APPORTIONMENT COMMISSION
P.O. BOX 201706 HELENA, MT 59620-1706
districting@mt.gov FAX 406-444-3036

Dear Commissioners,

As a resident of Jefferson County, I am totally opposed to having Jefferson County split up for the benefit of Butte/Silver Bow County. Each of the four plans submitted by the Montana Districting and Apportionment Commission and the plan submitted by the Democrats on the Commission all put some portion of Jefferson County into Butte/Silver Bow County. This is simply unacceptable.

If you are going to consider the three discretionary criteria you set up at the beginning of this process, you will understand why none of these proposals make any sense.

- 1.) Following the lines of political units. Jefferson County is about 1,500 people over the ideal district size. Since our existing district is most of Jefferson County, we should start there and make every effort to keep Jefferson County as whole as possible, the remain population staying with its Community of Interest in Madison County .
- 2.) Following geographic boundaries. The Continental Divide separates Jefferson and Butte/Silver Bow Counties. That is a very distinct geographic boundary between our counties that should be respected.
- 3.) Keeping communities of interest intact. Many people live in Jefferson County because they don't want the impacts and influences of urban areas. Most of Jefferson County should be one district, with an area of the county South of Interstate 90 remaining as part of the district that represents Madison County. The Whitehall Elementary and Whitehall High School District both include portions of Madison County. The Jefferson Valley Rural Fire District also extends into Madison County. Kids from Jefferson County participate in 4-H and the Madison County Fair in Twin Bridges. Jefferson and Madison Counties share an MSU Extension Agent. In short, Southern Jefferson County and Northern Madison County are clearly a "Community of Interest", and should remain together.

RECEIVED

MAY 18 2012

Montana Legislative Services Division

Jefferson County is located between three large urban counties, Lewis and Clark, Butte/Silver Bow, and Gallatin. It is important that we keep our own district so that we can maintain our proud identity. Please keep Jefferson County as whole as possible and allow a portion of Southern Jefferson County to remain with their "Community of Interest" in Northern Madison County.

Thank you for your consideration.

Name

Address

Juan Torres
30 JOHN ST Clancy MT
59634

TO THE MONTANA DISTRICTING AND APPORTIONMENT COMMISSION
P.O. BOX 201706 HELENA, MT 59620-1706
districting@mt.gov FAX 406-444-3036

Dear Commissioners,

As a resident of Jefferson County, I am totally opposed to having Jefferson County split up for the benefit of Butte/Silver Bow County. Each of the four plans submitted by the Montana Districting and Apportionment Commission and the plan submitted by the Democrats on the Commission all put some portion of Jefferson County into Butte/Silver Bow County. This is simply unacceptable.

If you are going to consider the three discretionary criteria you set up at the beginning of this process, you will understand why none of these proposals make any sense.

- 1.) Following the lines of political units. Jefferson County is about 1,500 people over the ideal district size. Since our existing district is most of Jefferson County, we should start there and make every effort to keep Jefferson County as whole as possible, the remain population staying with its Community of Interest in Madison County .
- 2.) Following geographic boundaries. The Continental Divide separates Jefferson and Butte/Silver Bow Counties. That is a very distinct geographic boundary between our counties that should be respected.
- 3.) Keeping communities of interest intact. Many people live in Jefferson County because they don't want the impacts and influences of urban areas. Most of Jefferson County should be one district, with an area of the county South of Interstate 90 remaining as part of the district that represents Madison County. The Whitehall Elementary and Whitehall High School District both include portions of Madison County. The Jefferson Valley Rural Fire District also extends into Madison County. Kids from Jefferson County participate in 4-H and the Madison County Fair in Twin Bridges. Jefferson and Madison Counties share an MSU Extension Agent. In short, Southern Jefferson County and Northern Madison County are clearly a "Community of Interest", and should remain together.

RECEIVED

MAY 18 2012

Montana Legislative
Services Division

Jefferson County is located between three large urban counties, Lewis and Clark, Butte/Silver Bow, and Gallatin. It is important that we keep our own district so that we can maintain our proud identity. Please keep Jefferson County as whole as possible and allow a portion of Southern Jefferson County to remain with their "Community of Interest" in Northern Madison County.

Thank you for your consideration.

Name

Jessica Flamm

Address

P.O. Box 8 Jefferson City MT 59638

TO THE MONTANA DISTRICTING AND APPORTIONMENT COMMISSION
P.O. BOX 201706 HELENA, MT 59620-1706
districting@mt.gov FAX 406-444-3036

Dear Commissioners,

As a resident of Jefferson County, I am totally opposed to having Jefferson County split up for the benefit of Butte/Silver Bow County. Each of the four plans submitted by the Montana Districting and Apportionment Commission and the plan submitted by the Democrats on the Commission all put some portion of Jefferson County into Butte/Silver Bow County. This is simply unacceptable.

If you are going to consider the three discretionary criteria you set up at the beginning of this process, you will understand why none of these proposals make any sense.

- 1.) Following the lines of political units. Jefferson County is about 1,500 people over the ideal district size. Since our existing district is most of Jefferson County, we should start there and make every effort to keep Jefferson County as whole as possible, the remain population staying with its Community of Interest in Madison County .
- 2.) Following geographic boundaries. The Continental Divide separates Jefferson and Butte/Silver Bow Counties. That is a very distinct geographic boundary between our counties that should be respected.
- 3.) Keeping communities of interest intact. Many people live in Jefferson County because they don't want the impacts and influences of urban areas. Most of Jefferson County should be one district, with an area of the county South of Interstate 90 remaining as part of the district that represents Madison County. The Whitehall Elementary and Whitehall High School District both include portions of Madison County. The Jefferson Valley Rural Fire District also extends into Madison County. Kids from Jefferson County participate in 4-H and the Madison County Fair in Twin Bridges. Jefferson and Madison Counties share an MSU Extension Agent. In short, Southern Jefferson County and Northern Madison County are clearly a "Community of Interest", and should remain together.

RECEIVED

MAY 18 2012

Montana Legislative
Services Division

Jefferson County is located between three large urban counties, Lewis and Clark, Butte/Silver Bow, and Gallatin. It is important that we keep our own district so that we can maintain our proud identity. Please keep Jefferson County as whole as possible and allow a portion of Southern Jefferson County to remain with their "Community of Interest" in Northern Madison County.

Thank you for your consideration.

Name

Jerry Antevy

Address

60 Lost Trail Clancy, MT. 59634

TO THE MONTANA DISTRICTING AND APPORTIONMENT COMMISSION
P.O. BOX 201706 HELENA, MT 59620-1706
districting@mt.gov FAX 406-444-3036

Dear Commissioners,

As a resident of Jefferson County, I am totally opposed to having Jefferson County split up for the benefit of Butte/Silver Bow County. Each of the four plans submitted by the Montana Districting and Apportionment Commission and the plan submitted by the Democrats on the Commission all put some portion of Jefferson County into Butte/Silver Bow County. This is simply unacceptable.

If you are going to consider the three discretionary criteria you set up at the beginning of this process, you will understand why none of these proposals make any sense.

- 1.) Following the lines of political units. Jefferson County is about 1,500 people over the ideal district size. Since our existing district is most of Jefferson County, we should start there and make every effort to keep Jefferson County as whole as possible, the remain population staying with its Community of Interest in Madison County .
- 2.) Following geographic boundaries. The Continental Divide separates Jefferson and Butte/Silver Bow Counties. That is a very distinct geographic boundary between our counties that should be respected.
- 3.) Keeping communities of interest intact. Many people live in Jefferson County because they don't want the impacts and influences of urban areas. Most of Jefferson County should be one district, with an area of the county South of Interstate 90 remaining as part of the district that represents Madison County. The Whitehall Elementary and Whitehall High School District both include portions of Madison County. The Jefferson Valley Rural Fire District also extends into Madison County. Kids from Jefferson County participate in 4-H and the Madison County Fair in Twin Bridges. Jefferson and Madison Counties share an MSU Extension Agent. In short, Southern Jefferson County and Northern Madison County are clearly a "Community of Interest", and should remain together.

Jefferson County is located between three large urban counties, Lewis and Clark, Butte/Silver Bow, and Gallatin. It is important that we keep our own district so that we can maintain our proud identity. Please keep Jefferson County as whole as possible and allow a portion of Southern Jefferson County to remain with their "Community of Interest" in Northern Madison County.

Thank you for your consideration.

Name

Address

Shea P. Clontz
12. BOMPART ST., CLANCY, MT 59634

RECEIVED

MAY 18 2012

Montana Legislative
Services Division

TO THE MONTANA DISTRICTING AND APPORTIONMENT COMMISSION
P.O. BOX 201706 HELENA, MT 59620-1706
districting@mt.gov FAX 406-444-3036

Dear Commissioners,

As a resident of Jefferson County, I am totally opposed to having Jefferson County split up for the benefit of Butte/Silver Bow County. Each of the four plans submitted by the Montana Districting and Apportionment Commission and the plan submitted by the Democrats on the Commission all put some portion of Jefferson County into Butte/Silver Bow County. This is simply unacceptable.

If you are going to consider the three discretionary criteria you set up at the beginning of this process, you will understand why none of these proposals make any sense.

- 1.) Following the lines of political units. Jefferson County is about 1,500 people over the ideal district size. Since our existing district is most of Jefferson County, we should start there and make every effort to keep Jefferson County as whole as possible, the remain population staying with its Community of Interest in Madison County .
- 2.) Following geographic boundaries. The Continental Divide separates Jefferson and Butte/Silver Bow Counties. That is a very distinct geographic boundary between our counties that should be respected.
- 3.) Keeping communities of interest intact. Many people live in Jefferson County because they don't want the impacts and influences of urban areas. Most of Jefferson County should be one district, with an area of the county South of Interstate 90 remaining as part of the district that represents Madison County. The Whitehall Elementary and Whitehall High School District both include portions of Madison County. The Jefferson Valley Rural Fire District also extends into Madison County. Kids from Jefferson County participate in 4-H and the Madison County Fair in Twin Bridges. Jefferson and Madison Counties share an MSU Extension Agent. In short, Southern Jefferson County and Northern Madison County are clearly a "Community of Interest", and should remain together.

Jefferson County is located between three large urban counties, Lewis and Clark, Butte/Silver Bow, and Gallatin. It is important that we keep our own district so that we can maintain our proud identity. Please keep Jefferson County as whole as possible and allow a portion of Southern Jefferson County to remain with their "Community of Interest" in Northern Madison County.

Thank you for your consideration.

Name

Twila Dean

Address

52 Sawmill Rd, Clancy MT 59634

RECEIVED

MAY 18 2012

Montana Legislative
Services Division

TO THE MONTANA DISTRICTING AND APPORTIONMENT COMMISSION
P.O. BOX 201706 HELENA, MT 59620-1706
districting@mt.gov FAX 406-444-3036

Dear Commissioners,

As a resident of Jefferson County, I am totally opposed to having Jefferson County split up for the benefit of Butte/Silver Bow County. Each of the four plans submitted by the Montana Districting and Apportionment Commission and the plan submitted by the Democrats on the Commission all put some portion of Jefferson County into Butte/Silver Bow County. This is simply unacceptable.

If you are going to consider the three discretionary criteria you set up at the beginning of this process, you will understand why none of these proposals make any sense.

- 1.) Following the lines of political units. Jefferson County is about 1,500 people over the ideal district size. Since our existing district is most of Jefferson County, we should start there and make every effort to keep Jefferson County as whole as possible, the remain population staying with its Community of Interest in Madison County .
- 2.) Following geographic boundaries. The Continental Divide separates Jefferson and Butte/Silver Bow Counties. That is a very distinct geographic boundary between our counties that should be respected.
- 3.) Keeping communities of interest intact. Many people live in Jefferson County because they don't want the impacts and influences of urban areas. Most of Jefferson County should be one district, with an area of the county South of Interstate 90 remaining as part of the district that represents Madison County. The Whitehall Elementary and Whitehall High School District both include portions of Madison County. The Jefferson Valley Rural Fire District also extends into Madison County. Kids from Jefferson County participate in 4-H and the Madison County Fair in Twin Bridges. Jefferson and Madison Counties share an MSU Extension Agent. In short, Southern Jefferson County and Northern Madison County are clearly a "Community of Interest", and should remain together.

Jefferson County is located between three large urban counties, Lewis and Clark, Butte/Silver Bow, and Gallatin. It is important that we keep our own district so that we can maintain our proud identity. Please keep Jefferson County as whole as possible and allow a portion of Southern Jefferson County to remain with their "Community of Interest" in Northern Madison County.

Thank you for your consideration.

Name

Paula Antle

Address

110 Hill St RD, Clancy Mt 59634

RECEIVED

MAY 18 2012

Montana Legislative
Services Division

TO THE MONTANA DISTRICTING AND APPORTIONMENT COMMISSION
P.O. BOX 201706 HELENA, MT 59620-1706
districting@mt.gov FAX 406-444-3036

Dear Commissioners,

As a resident of Jefferson County, I am totally opposed to having Jefferson County split up for the benefit of Butte/Silver Bow County. Each of the four plans submitted by the Montana Districting and Apportionment Commission and the plan submitted by the Democrats on the Commission all put some portion of Jefferson County into Butte/Silver Bow County. This is simply unacceptable.

If you are going to consider the three discretionary criteria you set up at the beginning of this process, you will understand why none of these proposals make any sense.

- 1.) Following the lines of political units. Jefferson County is about 1,500 people over the ideal district size. Since our existing district is most of Jefferson County, we should start there and make every effort to keep Jefferson County as whole as possible, the remain population staying with its Community of Interest in Madison County .
- 2.) Following geographic boundaries. The Continental Divide separates Jefferson and Butte/Silver Bow Counties. That is a very distinct geographic boundary between our counties that should be respected.
- 3.) Keeping communities of interest intact. Many people live in Jefferson County because they don't want the impacts and influences of urban areas. Most of Jefferson County should be one district, with an area of the county South of Interstate 90 remaining as part of the district that represents Madison County. The Whitehall Elementary and Whitehall High School District both include portions of Madison County. The Jefferson Valley Rural Fire District also extends into Madison County. Kids from Jefferson County participate in 4-H and the Madison County Fair in Twin Bridges. Jefferson and Madison Counties share an MSU Extension Agent. In short, Southern Jefferson County and Northern Madison County are clearly a "Community of Interest", and should remain together.

RECEIVED

MAY 18 2012

Montana Legislative
Services Division

Jefferson County is located between three large urban counties, Lewis and Clark, Butte/Silver Bow, and Gallatin. It is important that we keep our own district so that we can maintain our proud identity. Please keep Jefferson County as whole as possible and allow a portion of Southern Jefferson County to remain with their "Community of Interest" in Northern Madison County.

Thank you for your consideration.

Name

Charles Liversedge

Address

30 Quartz Circle Cheney, MT 59634

TO THE MONTANA DISTRICTING AND APPORTIONMENT COMMISSION
P.O. BOX 201706 HELENA, MT 59620-1706
districting@mt.gov FAX 406-444-3036

Dear Commissioners,

As a resident of Jefferson County, I am totally opposed to having Jefferson County split up for the benefit of Butte/Silver Bow County. Each of the four plans submitted by the Montana Districting and Apportionment Commission and the plan submitted by the Democrats on the Commission all put some portion of Jefferson County into Butte/Silver Bow County. This is simply unacceptable.

If you are going to consider the three discretionary criteria you set up at the beginning of this process, you will understand why none of these proposals make any sense.

- 1.) Following the lines of political units. Jefferson County is about 1,500 people over the ideal district size. Since our existing district is most of Jefferson County, we should start there and make every effort to keep Jefferson County as whole as possible, the remain population staying with its Community of Interest in Madison County .
- 2.) Following geographic boundaries. The Continental Divide separates Jefferson and Butte/Silver Bow Counties. That is a very distinct geographic boundary between our counties that should be respected.
- 3.) Keeping communities of interest intact. Many people live in Jefferson County because they don't want the impacts and influences of urban areas. Most of Jefferson County should be one district, with an area of the county South of Interstate 90 remaining as part of the district that represents Madison County. The Whitehall Elementary and Whitehall High School District both include portions of Madison County. The Jefferson Valley Rural Fire District also extends into Madison County. Kids from Jefferson County participate in 4-H and the Madison County Fair in Twin Bridges. Jefferson and Madison Counties share an MSU Extension Agent. In short, Southern Jefferson County and Northern Madison County are clearly a "Community of Interest", and should remain together.

RECEIVED

MAY 18 2012

Montana Legislative
Services Division

Jefferson County is located between three large urban counties, Lewis and Clark, Butte/Silver Bow, and Gallatin. It is important that we keep our own district so that we can maintain our proud identity. Please keep Jefferson County as whole as possible and allow a portion of Southern Jefferson County to remain with their "Community of Interest" in Northern Madison County.

Thank you for your consideration.

Name

Julie M. Lerner

Address

940 Hwy 282 Clancy

TO THE MONTANA DISTRICTING AND APPORTIONMENT COMMISSION
P.O. BOX 201706 HELENA, MT 59620-1706
districting@mt.gov FAX 406-444-3036

Dear Commissioners,

As a resident of Jefferson County, I am totally opposed to having Jefferson County split up for the benefit of Butte/Silver Bow County. Each of the four plans submitted by the Montana Districting and Apportionment Commission and the plan submitted by the Democrats on the Commission all put some portion of Jefferson County into Butte/Silver Bow County. This is simply unacceptable.

If you are going to consider the three discretionary criteria you set up at the beginning of this process, you will understand why none of these proposals make any sense.

- 1.) Following the lines of political units. Jefferson County is about 1,500 people over the ideal district size. Since our existing district is most of Jefferson County, we should start there and make every effort to keep Jefferson County as whole as possible, the remain population staying with its Community of Interest in Madison County .
- 2.) Following geographic boundaries. The Continental Divide separates Jefferson and Butte/Silver Bow Counties. That is a very distinct geographic boundary between our counties that should be respected.
- 3.) Keeping communities of interest intact. Many people live in Jefferson County because they don't want the impacts and influences of urban areas. Most of Jefferson County should be one district, with an area of the county South of Interstate 90 remaining as part of the district that represents Madison County. The Whitehall Elementary and Whitehall High School District both include portions of Madison County. The Jefferson Valley Rural Fire District also extends into Madison County. Kids from Jefferson County participate in 4-H and the Madison County Fair in Twin Bridges. Jefferson and Madison Counties share an MSU Extension Agent. In short, Southern Jefferson County and Northern Madison County are clearly a "Community of Interest", and should remain together.

RECEIVED

MAY 18 2012

Montana Legislative
Services Division

Jefferson County is located between three large urban counties, Lewis and Clark, Butte/Silver Bow, and Gallatin. It is important that we keep our own district so that we can maintain our proud identity. Please keep Jefferson County as whole as possible and allow a portion of Southern Jefferson County to remain with their "Community of Interest" in Northern Madison County.

Thank you for your consideration.

Name Joel Norris

Address 40 South Hills Rd. Clancy MT 59634

TO THE MONTANA DISTRICTING AND APPORTIONMENT COMMISSION
P.O. BOX 201706 HELENA, MT 59620-1706
districting@mt.gov FAX 406-444-3036

Dear Commissioners,

As a resident of Jefferson County, I am totally opposed to having Jefferson County split up for the benefit of Butte/Silver Bow County. Each of the four plans submitted by the Montana Districting and Apportionment Commission and the plan submitted by the Democrats on the Commission all put some portion of Jefferson County into Butte/Silver Bow County. This is simply unacceptable.

If you are going to consider the three discretionary criteria you set up at the beginning of this process, you will understand why none of these proposals make any sense.


- 1.) Following the lines of political units. Jefferson County is about 1,500 people over the ideal district size. Since our existing district is most of Jefferson County, we should start there and make every effort to keep Jefferson County as whole as possible, the remain population staying with its Community of Interest in Madison County .
- 2.) Following geographic boundaries. The Continental Divide separates Jefferson and Butte/Silver Bow Counties. That is a very distinct geographic boundary between our counties that should be respected.
Keeping communities of interest intact. Many people live in Jefferson County because they don't want the impacts and influences of urban areas. Most of Jefferson County should be one district, with an area of the county South of Interstate 90 remaining as part of the district that represents Madison County. The Whitehall Elementary and Whitehall High School District both include portions of Madison County. The Jefferson Valley Rural Fire District also extends into Madison County. Kids from Jefferson County participate in 4-H and the Madison County Fair in Twin Bridges. Jefferson and Madison Counties share an MSU Extension Agent. In short, Southern Jefferson County and Northern Madison County are clearly a "Community of Interest", and should remain together.

Jefferson County is located between three large urban counties, Lewis and Clark, Butte/Silver Bow, and Gallatin. It is important that we keep our own district so that we can maintain our proud identity. Please keep Jefferson County as whole as possible and allow a portion of Southern Jefferson County to remain with their "Community of Interest" in Northern Madison County.

Thank you for your consideration.

Name

Address


POB 74 Jefferson Co. MT 59638

RECEIVED

MAY 18 2007

Montana Legislative
Services Division

TO THE MONTANA DISTRICTING AND APPORTIONMENT COMMISSION
P.O. BOX 201706 HELENA, MT 59620-1706
districting@mt.gov FAX 406-444-3036

Dear Commissioners,

As a resident of Jefferson County, I am totally opposed to having Jefferson County split up for the benefit of Butte/Silver Bow County. Each of the four plans submitted by the Montana Districting and Apportionment Commission and the plan submitted by the Democrats on the Commission all put some portion of Jefferson County into Butte/Silver Bow County. This is simply unacceptable.

If you are going to consider the three discretionary criteria you set up at the beginning of this process, you will understand why none of these proposals make any sense.

- 1.) Following the lines of political units. Jefferson County is about 1,500 people over the ideal district size. Since our existing district is most of Jefferson County, we should start there and make every effort to keep Jefferson County as whole as possible, the remain population staying with its Community of Interest in Madison County .
- 2.) Following geographic boundaries. The Continental Divide separates Jefferson and Butte/Silver Bow Counties. That is a very distinct geographic boundary between our counties that should be respected.
- 3.) Keeping communities of interest intact. Many people live in Jefferson County because they don't want the impacts and influences of urban areas. Most of Jefferson County should be one district, with an area of the county South of Interstate 90 remaining as part of the district that represents Madison County. The Whitehall Elementary and Whitehall High School District both include portions of Madison County. The Jefferson Valley Rural Fire District also extends into Madison County. Kids from Jefferson County participate in 4-H and the Madison County Fair in Twin Bridges. Jefferson and Madison Counties share an MSU Extension Agent. In short, Southern Jefferson County and Northern Madison County are clearly a "Community of Interest", and should remain together.

RECEIVED

MAY 18 2007

Montana Legislative
Services Division

Jefferson County is located between three large urban counties, Lewis and Clark, Butte/Silver Bow, and Gallatin. It is important that we keep our own district so that we can maintain our proud identity. Please keep Jefferson County as whole as possible and allow a portion of Southern Jefferson County to remain with their "Community of Interest" in Northern Madison County.

Thank you for your consideration.

Name Man Sean Bellander
Address 17 Jefferson Loop, Jefferson City

TO THE MONTANA DISTRICTING AND APPORTIONMENT COMMISSION
P.O. BOX 201706 HELENA, MT 59620-1706
districting@mt.gov FAX 406-444-3036

Dear Commissioners,

As a resident of Jefferson County, I am totally opposed to having Jefferson County split up for the benefit of Butte/Silver Bow County. Each of the four plans submitted by the Montana Districting and Apportionment Commission and the plan submitted by the Democrats on the Commission all put some portion of Jefferson County into Butte/Silver Bow County. This is simply unacceptable.

If you are going to consider the three discretionary criteria you set up at the beginning of this process, you will understand why none of these proposals make any sense.

- 1.) Following the lines of political units. Jefferson County is about 1,500 people over the ideal district size. Since our existing district is most of Jefferson County, we should start there and make every effort to keep Jefferson County as whole as possible, the remain population staying with its Community of Interest in Madison County .
- 2.) Following geographic boundaries. The Continental Divide separates Jefferson and Butte/Silver Bow Counties. That is a very distinct geographic boundary between our counties that should be respected.
- 3.) Keeping communities of interest intact. Many people live in Jefferson County because they don't want the impacts and influences of urban areas. Most of Jefferson County should be one district, with an area of the county South of Interstate 90 remaining as part of the district that represents Madison County. The Whitehall Elementary and Whitehall High School District both include portions of Madison County. The Jefferson Valley Rural Fire District also extends into Madison County. Kids from Jefferson County participate in 4-H and the Madison County Fair in Twin Bridges. Jefferson and Madison Counties share an MSU Extension Agent. In short, Southern Jefferson County and Northern Madison County are clearly a "Community of Interest", and should remain together.

Jefferson County is located between three large urban counties, Lewis and Clark, Butte/Silver Bow, and Gallatin. It is important that we keep our own district so that we can maintain our proud identity. Please keep Jefferson County as whole as possible and allow a portion of Southern Jefferson County to remain with their "Community of Interest" in Northern Madison County.

Thank you for your consideration.

Name Christina Keller

Address 735 Poplar Helena MT. 59601

RECEIVED

MAY 18 2012

Montana Legislative
Services Division

Weiss, Rachel

From: Margaret MacDonald [macmargaret@gmail.com]
Sent: Sunday, May 20, 2012 4:46 PM
To: Redistricting
Subject: Rep. MacDonald comments on plans

TO: Districting and Apportionment Commission
FR: Rep. Margie MacDonald, House District 54
DT: 20 May 2012

RE: Proposals for legislative re-districting

I appreciate the hard work and commitment of all of the Commission members and your willingness to travel across the state for numerous hearings and discussions with the communities affected by your deliberations. Due to work schedule conflicts I was unable to attend the hearing in Billings May 15. I wanted to share some thoughts with you, particularly as I look over some of the proposals for re-districting in Billings.

I am currently running for my third term as Representative of House District 54. Over the three election cycles of my service to the district I have spent countless hours over months and months on the streets and doorsteps of this district visiting with my constituents. That kind of investment of time and relationship building with the residents of a given legislative district is vital to the integrity of our representative system.

While in rural communities, people who are even a little interested in public affairs can recite the name of their State Senator or Representative, such is not the case for an urban district. There are over a dozen legislators in the city limits of Billings. In order for legislators and citizens to know each other in urban settings, it takes an enormous amount of work and investment of time by candidates and sitting office holders in building and nurturing the relationship with the citizens of their districts.

As I look at various alternative district maps presented for consideration, there are several that dramatically re-map the City of Billings and reconfigure the basic structure and shape of the House Districts in the City. Such a change is highly disruptive to the relationships that are built up over time between representatives and their citizens. The Deviation Plan, the Urban-Rural Plan, and the Billings Subdivision Plan all represent radical surgery of the current legislative map in Yellowstone County.

With the implementation of term limits approximately 20 years ago, the Montana Legislature has already been dramatically affected, and most would agree profoundly impaired, by transience and instability of leadership. Making dramatic changes in the shape of legislative districts every ten years further disrupts and alienates citizens from their representation and undermines the continuity and the integrity of the Montana legislature.

Therefore, I would stress the importance of maintaining fairly close proximate boundaries to the existing districts, while balancing out the numbers and communities of interest as needed to accommodate shifts in population growth and loss.

The two plans that achieve this best are the Communities Plan and the Existing Plan.

One other point with respect to Billings. There have been some assertions critical of the general east-west configuration of the Billings legislative map adopted after the 2000 census. For example, it has been suggested that the districts do not reflect communities of interest. This assertion does not withstand thoughtful scrutiny or analysis.

House District 54, is a good illustration of several points:

- The District overlays the areas served by Riverside Middle School and Billings West High School. The Trustees of SD 2 have found this configuration conducive to their distribution of students in the larger schools. Families on Relay and Marathon on the far Western boundaries of the district send their children to the same high school and middle school as families on Stone and Phillip on the eastern end of the District.
- Home values on both ends of House District 54 are comparable. Both sides of the district also house some large mobile home villages.
- HD 54 encompasses the major I-90 transportation corridor through the City and the north bank of the Yellowstone River, both of which tie it together geographically.

The current configuration recognizes some basic geographic features that shape our city. Billings has grown from its core pushing toward the west. It is bounded on the north by the Rimrocks and on the South by the Yellowstone River, making it essentially an east-west city, with most of the major transportation corridors going east-west. These include Grand Avenue, Broadwater Avenue, Central Avenue, King Avenue, Poly Drive, and Rimrock Drive. Current alignment legislative districts in the core of Billings reflect that shape as well, which is appropriate.

Weiss, Rachel

From: Bervy Lynn [lynnbervy@mac.com]
Sent: Sunday, May 20, 2012 9:41 PM
To: Redistricting
Subject: "NO!" - Communities Plan

Dear Chairman Regnier,

I respectfully urge you to reject maps that use political data and election results in the development of district lines for the legislature. Political parties should not manipulate boundaries to maximize the number of seats they think they can win in elections. That defeats the purpose of redistricting, which is to equalize the number of people in districts, protect minority voting rights, following existing political subdivisions and communities of interest.

I hope you will include Carbon County and Stillwater county in the same Senate district.

The last map in Montana was developed through a heavy reliance on political data and election results. There is no other way to explain how many communities were divided, other than it served a political purpose. The new map should have no resemblance to the current map, because it inconsistently ignores existing political subdivisions, communities of interest, lacks the compactness requirement and all of the other official redistricting criteria.

The commission should use the three maps developed by non-partisan legislative staff as starting points for the new map: the urban-rural, deviation and subdivision maps. The fourth map put forward in 2000 using political data and election results. Many local communities are putting forward suggestions for their areas - please pay special attention to those.

Thank you for your work on building consensus throughout this process. We encourage you to reject partisan politics in the redistricting effort.

TO THE MONTANA DISTRICTING AND APPORTIONMENT COMMISSION
PO Box 201706
Helena, MT 59620-1706

districting@mt.gov

FAX: 406-444-3036

Dear Commissioners,

As a resident of Jefferson County, I am totally opposed to having Jefferson County split up for the benefit of Butte/Silver Bow County. Each of the four plans submitted by the Montana Districting and Apportionment Commission and the plan submitted by the Democrats on the Commission all put some portion of Jefferson County into Butte/Silver Bow County. This is simply unacceptable.

If you are going to consider the three discretionary criteria you set up at the beginning of this process, you will understand why none of these proposals make any sense.

- 1.) Following the lines of political units. Jefferson County is about 1,500 people over the ideal district size. Since our existing district is most of Jefferson County, we should start there and make every effort to keep Jefferson County as whole as possible, the remaining population staying with its "Community of Interest" in Madison County.
- 2.) Following geographic boundaries. The Continental Divide separates Jefferson and Butte/Silver Bow Counties. That is a very distinct geographic boundary between our counties that should be respected.
- 3.) Keeping communities of interest intact. Many people live in Jefferson County because they don't want the impacts and influences of urban areas. Most of Jefferson County should be one district, with an area of the county South of Interstate 90 remaining as part of the district that represents Madison County. The Whitehall Elementary and Whitehall High School District both include portions of Madison County. The Jefferson Valley Rural Fire District also extends into Madison County. Kids from Jefferson County participate in 4-H and the Madison County Fair in Twin Bridges. Jefferson and Madison Counties share an MSU Extension Agent. In short, Southern Jefferson County and Northern Madison County are clearly a "Community of Interest", and should remain together.

Jefferson County is located between three large, urban counties, Lewis and Clark, Butte/Silver Bow, and Gallatin. It is important that we keep our own district so that we can maintain our proud identity. Please keep Jefferson County as whole as possible and allow a portion of Southern Jefferson County to remain with their "Community of Interest" in Northern Madison County.

I support the Jefferson County Proposed Legislative District Map.

Thank you for your consideration.

Name Ellen M. Silliman

Address 702 Hwy 55 - Whitehall

TO THE MONTANA DISTRICTING AND APPORTIONMENT COMMISSION
PO Box 201706
Helena, MT 59620-1706

districting@mt.gov

FAX: 406-444-3036

Dear Commissioners,

As a resident of Jefferson County, I am totally opposed to having Jefferson County split up for the benefit of Butte/Silver Bow County. Each of the four plans submitted by the Montana Districting and Apportionment Commission and the plan submitted by the Democrats on the Commission all put some portion of Jefferson County into Butte/Silver Bow County. This is simply unacceptable.

If you are going to consider the three discretionary criteria you set up at the beginning of this process, you will understand why none of these proposals make any sense.

- 1.) Following the lines of political units. Jefferson County is about 1,500 people over the ideal district size. Since our existing district is most of Jefferson County, we should start there and make every effort to keep Jefferson County as whole as possible, the remaining population staying with its "Community of Interest" in Madison County.
- 2.) Following geographic boundaries. The Continental Divide separates Jefferson and Butte/Silver Bow Counties. That is a very distinct geographic boundary between our counties that should be respected.
- 3.) Keeping communities of interest intact. Many people live in Jefferson County because they don't want the impacts and influences of urban areas. Most of Jefferson County should be one district, with an area of the county South of Interstate 90 remaining as part of the district that represents Madison County. The Whitehall Elementary and Whitehall High School District both include portions of Madison County. The Jefferson Valley Rural Fire District also extends into Madison County. Kids from Jefferson County participate in 4-H and the Madison County Fair in Twin Bridges. Jefferson and Madison Counties share an MSU Extension Agent. In short, Southern Jefferson County and Northern Madison County are clearly a "Community of Interest", and should remain together.

Jefferson County is located between three large, urban counties, Lewis and Clark, Butte/Silver Bow, and Gallatin. It is important that we keep our own district so that we can maintain our proud identity. Please keep Jefferson County as whole as possible and allow a portion of Southern Jefferson County to remain with their "Community of Interest" in Northern Madison County.

I support the Jefferson County Proposed Legislative District Map.

Thank you for your consideration.

Name Betty A Simonich
Address P.O. Box 483 - Whitehall, mt 59759

TO THE MONTANA DISTRICTING AND APPOINTMENT COMMISSION
PO Box 201706
Helena, MT 59620-1706

districting@mt.gov

FAX: 406-444-3036

Dear Commissioners,

As a resident of Jefferson County, I am totally opposed to having Jefferson County split up for the benefit of Butte/Silver Bow County. Each of the four plans submitted by the Montana Districting and Apportionment Commission and the plan submitted by the Democrats on the Commission all put some portion of Jefferson County into Butte/Silver Bow County. This is simply unacceptable.

If you are going to consider the three discretionary criteria you set up at the beginning of this process, you will understand why none of these proposals make any sense.

- 1.) Following the lines of political units. Jefferson County is about 1,500 people over the ideal district size. Since our existing district is most of Jefferson County, we should start there and make every effort to keep Jefferson County as whole as possible, the remaining population staying with its "Community of Interest" in Madison County.
- 2.) Following geographic boundaries. The Continental Divide separates Jefferson and Butte/Silver Bow Counties. That is a very distinct geographic boundary between our counties that should be respected.
- 3.) Keeping communities of interest intact. Many people live in Jefferson County because they don't want the impacts and influences of urban areas. Most of Jefferson County should be one district, with an area of the county South of Interstate 90 remaining as part of the district that represents Madison County. The Whitehall Elementary and Whitehall High School District both include portions of Madison County. The Jefferson Valley Rural Fire District also extends into Madison County. Kids from Jefferson County participate in 4-H and the Madison County Fair in Twin Bridges. Jefferson and Madison Counties share an MSU Extension Agent. In short, Southern Jefferson County and Northern Madison County are clearly a "Community of Interest", and should remain together.

Jefferson County is located between three large, urban counties, Lewis and Clark, Butte/Silver Bow, and Gallatin. It is important that we keep our own district so that we can maintain our proud identity. Please keep Jefferson County as whole as possible and allow a portion of Southern Jefferson County to remain with their "Community of Interest" in Northern Madison County.

I support the Jefferson County Proposed Legislative District Map.

Thank you for your consideration.

Name

DAVID A MAST David A. Mast

Address

PO BOX 306 WHITEHALL MT 59759

1041 Hwy 55

TO THE MONTANA DISTRICTING AND APPOINTMENT COMMISSION

PO Box 701706

Helena, MT 59620-1706

districting@mt.gov

FAX: 406-444-3036

Dear Commissioners,

As a resident of Jefferson County, I am totally opposed to having Jefferson County split up for the benefit of Butte/Silver Bow County. Each of the four plans submitted by the Montana Districting and Apportionment Commission and the plan submitted by the Democrats on the Commission all put some portion of Jefferson County into Butte/Silver Bow County. This is simply unacceptable.

If you are going to consider the three discretionary criteria you set up at the beginning of this process, you will understand why none of these proposals make any sense.

- 1.) Following the lines of political units. Jefferson County is about 1,500 people over the ideal district size. Since our existing district is most of Jefferson County, we should start there and make every effort to keep Jefferson County as whole as possible, the remaining population staying with its "Community of Interest" in Madison County.
- 2.) Following geographic boundaries. The Continental Divide separates Jefferson and Butte/Silver Bow Counties. That is a very distinct geographic boundary between our counties that should be respected.
- 3.) Keeping communities of interest intact. Many people live in Jefferson County because they don't want the impacts and influences of urban areas. Most of Jefferson County should be one district, with an area of the county South of Interstate 90 remaining as part of the district that represents Madison County. The Whitehall Elementary and Whitehall High School District both include portions of Madison County. The Jefferson Valley Rural Fire District also extends into Madison County. Kids from Jefferson County participate in 4-H and the Madison County Fair in Twin Bridges. Jefferson and Madison Counties share an MSU Extension Agent. In short, Southern Jefferson County and Northern Madison County are clearly a "Community of Interest", and should remain together.

Jefferson County is located between three large, urban counties, Lewis and Clark, Butte/Silver Bow, and Gallatin. It is important that we keep our own district so that we can maintain our proud identity. Please keep Jefferson County as whole as possible and allow a portion of Southern Jefferson County to remain with their "Community of Interest" in Northern Madison County.

I support the Jefferson County Proposed Legislative District Map.

Thank you for your consideration

Name Karen L. Mast

Karen L. Mast

Address P.O. Box 306

Whitehall Mt. 59759

1041 Hwy 55

TO THE MONTANA DISTRICTING AND APPORTIONMENT COMMISSION
PO Box 201706
Helena, MT 59620-1706

districting@mt.gov

FAX: 406-444-3036

Dear Commissioners,

As a resident of Jefferson County, I am totally opposed to having Jefferson County split up for the benefit of Butte/Silver Bow County. Each of the four plans submitted by the Montana Districting and Apportionment Commission and the plan submitted by the Democrats on the Commission all put some portion of Jefferson County into Butte/Silver Bow County. This is simply unacceptable.

If you are going to consider the three discretionary criteria you set up at the beginning of this process, you will understand why none of these proposals make any sense.

- 1.) Following the lines of political units. Jefferson County is about 1,500 people over the ideal district size. Since our existing district is most of Jefferson County, we should start there and make every effort to keep Jefferson County as whole as possible, the remaining population staying with its "Community of Interest" in Madison County.
- 2.) Following geographic boundaries. The Continental Divide separates Jefferson and Butte/Silver Bow Counties. That is a very distinct geographic boundary between our counties that should be respected.
- 3.) Keeping communities of interest intact. Many people live in Jefferson County because they don't want the impacts and influences of urban areas. Most of Jefferson County should be one district, with an area of the county South of Interstate 90 remaining as part of the district that represents Madison County. The Whitehall Elementary and Whitehall High School District both include portions of Madison County. The Jefferson Valley Rural Fire District also extends into Madison County. Kids from Jefferson County participate in 4-H and the Madison County Fair in Twin Bridges. Jefferson and Madison Counties share an MSU Extension Agent. In short, Southern Jefferson County and Northern Madison County are clearly a "Community of Interest", and should remain together.

Jefferson County is located between three large, urban counties, Lewis and Clark, Butte/Silver Bow, and Gallatin. It is important that we keep our own district so that we can maintain our proud identity. Please keep Jefferson County as whole as possible and allow a portion of Southern Jefferson County to remain with their "Community of Interest" in Northern Madison County.

RECEIVED

I support the Jefferson County Proposed Legislative District Map.

MAY 21 2012

Thank you for your consideration.

Montana Legislative
Services Division

Name _____



M. Irish

Address _____

Weiss, Rachel

From: Niteed - [niteed@msn.com]
Sent: Tuesday, May 22, 2012 3:49 PM
To: Redistricting
Subject: Communities Plan

Commissioners, I support the Communities Plan. I explained my reasons in a recent letter to the editor of the Havre Daily News, which I will include below as part of my public comment to you. Thanks for the opportunity.

Karen Datko
1208 Fourth St.
Havre MT 59501

Editor:

A movement is afoot to cut the number of representatives Havre has in the state House by half — from two to one. That was clear at last week's public hearing here by the Montana Districting and Apportionment Commission. Several people told the commission that Havre should have only one House seat and that the second seat should instead go to a very large rural area that extends all the way to Glasgow.

They argued that Havre and its rural residents have nothing in common and thus should be two separate House districts. I think this approach is wrong for important reasons.

Havre and its rural residents have much in common. We're connected at the hip. Why shouldn't the residents of North Havre, Gildford or Kremlin, for example, be in a House district that includes Havre, rather than a new gargantuan district that would stretch all the way to Glasgow? Hill and Blaine county residents have much more in common with Havre than they do with people so far away.

Why would Havre benefit from having only one House member? We need the two seats we have now to protect MSU-Northern from budget cuts and to fight other legislative efforts that could hurt our local economy. Would a representative elected from a totally rural and huge Hi-Line district be so inclined to fight for Havre institutions? I doubt it, particularly if the representative lives far away.

Here's what I think is going on: Republicans would like to eliminate a Havre house seat because they suspect that a new district that excludes Havre would be more likely to vote Republican. What's good for the Republican Party isn't necessarily good for all of us.

I'm supporting the Communities Plan for redistricting, which would maintain what we have now — two House districts that include portions of Havre and also rural areas on either side. I urge you to contact the commission and express your support for the Communities Plan too. Comments can be sent to districting@mt.gov, or mailed to: Montana Districting and Apportionment Commission, P.O. Box 201706, Helena MT 59260-1706, or faxed to (406) 444-3036.

Karen Datko
Havre

May 10, 2012

Montana Districting and Apportionment Commission
Legislative Services Division
P.O. Box 201706
Helena, Montana 69620

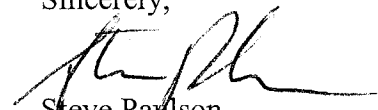
Dear Chairman Regnier,

I'm writing to ask that the Districting and Apportionment Commission adopt the "Communities Plan" for legislative redistricting. It is the apportionment plan that does the least splitting of small towns into different districts, while keeping the size of districts very close to one another.

It is also the fairest to suburban areas, keeping districts connected with the communities where their residents work, go to church, send their kids to school, and conduct the rest of their day-to-day lives.

The fairness of the Communities Plan is the reason I'm writing today to encourage you to adopt it. It will build a foundation for real problem-solving in the decade ahead.

Sincerely,



Steve Paulson
1024 N. 25th Street
Billings, MT 59101

RECEIVED

MAY 23 2012

Montana Legislative
Services Division

Montana Districting and Apportionment Commission
Legislative Services Division
PO Box 201706
Helena, MT 59620

Chairman Regnier and Commissioners,

Of the proposed legislative redistricting plans before you for consideration, the Communities Plan is the best baseline. It splits notably less small towns (both incorporated and unincorporated) than any of the others, and it keeps the average population deviation between districts to 1.18%. These communities represent critical Montana communities of interest, and they are overall best served by the Communities Plan.

The Communities Plan has other benefits as well. It best recognizes the shared commonalities between urban and suburban voters. Suburban voters shop in town. They work in town. Their children go to school in town. Splitting them off into rural, agricultural districts serves neither their interests nor the interests of Montana farmers and ranchers.

In these highly partisan, gridlocked times, it is important to create districts that encourage legislators to work hard, listen to voters, and come together to compromise and get things done. As the most generally balanced plan, the Communities Plan offers that benefit as well.

I support the Communities Plan and encourage you to do so as well.

Sincerely,

Name: 

Address: 917 3rd Ave SW
Great Falls, MT 59405

RECEIVED

MAY 23 2012

Montana Legislative
Services Division

Montana Districting and Apportionment Commission
Legislative Services Division
PO Box 201706
Helena, MT 59620

Chairman Regnier and Commissioners,

Of the proposed legislative redistricting plans before you for consideration, the Communities Plan is the best baseline. It splits notably less small towns (both incorporated and unincorporated) than any of the others, and it keeps the average population deviation between districts to 1.18%. These communities represent critical Montana communities of interest, and they are overall best served by the Communities Plan.

The Communities Plan has other benefits as well. It best recognizes the shared commonalities between urban and suburban voters. Suburban voters shop in town. They work in town. Their children go to school in town. Splitting them off into rural, agricultural districts serves neither their interests nor the interests of Montana farmers and ranchers.

In these highly partisan, gridlocked times, it is important to create districts that encourage legislators to work hard, listen to voters, and come together to compromise and get things done. As the most generally balanced plan, the Communities Plan offers that benefit as well.

I support the Communities Plan and encourage you to do so as well.

Sincerely,

Name: Kelsey E. Miller

Address: 3015 10th Ave N
Billings, MT 59101

RECEIVED

MAY 23 2012

Montana Legislative
Services Division

TO THE MONTANA DISTRICTING AND APPORTIONMENT COMMISSION
P.O. BOX 201706 HELENA, MT 59620-1706
districting@mt.gov FAX 406-444-3036

Dear Commissioners,

As a resident of Jefferson County, I am totally opposed to having Jefferson County split up for the benefit of Butte/Silver Bow County. Each of the four plans submitted by the Montana Districting and Apportionment Commission and the plan submitted by the Democrats on the Commission all put some portion of Jefferson County into Butte/Silver Bow County. This is simply unacceptable.

If you are going to consider the three discretionary criteria you set up at the beginning of this process, you will understand why none of these proposals make any sense.

- 1.) Following the lines of political units. Jefferson County is about 1,500 people over the ideal district size. Since our existing district is most of Jefferson County, we should start there and make every effort to keep Jefferson County as whole as possible, the remain population staying with its Community of Interest in Madison County .
- 2.) Following geographic boundaries. The Continental Divide separates Jefferson and Butte/Silver Bow Counties. That is a very distinct geographic boundary between our counties that should be respected.
- 3.) Keeping communities of interest intact. Many people live in Jefferson County because they don't want the impacts and influences of urban areas. Most of Jefferson County should be one district, with an area of the county South of Interstate 90 remaining as part of the district that represents Madison County. The Whitehall Elementary and Whitehall High School District both include portions of Madison County. The Jefferson Valley Rural Fire District also extends into Madison County. Kids from Jefferson County participate in 4-H and the Madison County Fair in Twin Bridges. Jefferson and Madison Counties share an MSU Extension Agent. In short, Southern Jefferson County and Northern Madison County are clearly a "Community of Interest", and should remain together.

Jefferson County is located between three large urban counties, Lewis and Clark, Butte/Silver Bow, and Gallatin. It is important that we keep our own district so that we can maintain our proud identity. Please keep Jefferson County as whole as possible and allow a portion of Southern Jefferson County to remain with their "Community of Interest" in Northern Madison County.

RECEIVED

Thank you for your consideration.

MAY 24 2012

Name Joe C. Newerth

Montana Legislative
Services Division

Address 409 E. Legion (mail-P.O. Box 102) Whitehall

TO THE MONTANA DISTRICTING AND APPORTIONMENT COMMISSION
P.O. BOX 201706 HELENA, MT 59620-1706
districting@mt.gov FAX 406-444-3036

Dear Commissioners,

As a resident of Jefferson County, I am totally opposed to having Jefferson County split up for the benefit of Butte/Silver Bow County. Each of the four plans submitted by the Montana Districting and Apportionment Commission and the plan submitted by the Democrats on the Commission all put some portion of Jefferson County into Butte/Silver Bow County. This is simply unacceptable.

If you are going to consider the three discretionary criteria you set up at the beginning of this process, you will understand why none of these proposals make any sense.

- 1.) Following the lines of political units. Jefferson County is about 1,500 people over the ideal district size. Since our existing district is most of Jefferson County, we should start there and make every effort to keep Jefferson County as whole as possible, the remain population staying with its Community of Interest in Madison County .
- 2.) Following geographic boundaries. The Continental Divide separates Jefferson and Butte/Silver Bow Counties. That is a very distinct geographic boundary between our counties that should be respected.
- 3.) Keeping communities of interest intact. Many people live in Jefferson County because they don't want the impacts and influences of urban areas. Most of Jefferson County should be one district, with an area of the county South of Interstate 90 remaining as part of the district that represents Madison County. The Whitehall Elementary and Whitehall High School District both include portions of Madison County. The Jefferson Valley Rural Fire District also extends into Madison County. Kids from Jefferson County participate in 4-H and the Madison County Fair in Twin Bridges. Jefferson and Madison Counties share an MSU Extension Agent. In short, Southern Jefferson County and Northern Madison County are clearly a "Community of Interest", and should remain together.

Jefferson County is located between three large urban counties, Lewis and Clark, Butte/Silver Bow, and Gallatin. It is important that we keep our own district so that we can maintain our proud identity. Please keep Jefferson County as whole as possible and allow a portion of Southern Jefferson County to remain with their "Community of Interest" in Northern Madison County.

Thank you for your consideration.

Name

Jesse Wallis

Address

4 Wrangler Rd Whitehall MT

RECEIVED
MAY 24 2007
Montana Legislative
Services Division

59759

TO THE MONTANA DISTRICTING AND APPORTIONMENT COMMISSION
P.O. BOX 201706 HELENA, MT 59620-1706
districting@mt.gov FAX 406-444-3036

Dear Commissioners,

As a resident of Jefferson County, I am totally opposed to having Jefferson County split up for the benefit of Butte/Silver Bow County. Each of the four plans submitted by the Montana Districting and Apportionment Commission and the plan submitted by the Democrats on the Commission all put some portion of Jefferson County into Butte/Silver Bow County. This is simply unacceptable.

If you are going to consider the three discretionary criteria you set up at the beginning of this process, you will understand why none of these proposals make any sense.

- 1.) Following the lines of political units. Jefferson County is about 1,500 people over the ideal district size. Since our existing district is most of Jefferson County, we should start there and make every effort to keep Jefferson County as whole as possible, the remain population staying with its Community of Interest in Madison County.
- 2.) Following geographic boundaries. The Continental Divide separates Jefferson and Butte/Silver Bow Counties. That is a very distinct geographic boundary between our counties that should be respected.
- 3.) Keeping communities of interest intact. Many people live in Jefferson County because they don't want the impacts and influences of urban areas. Most of Jefferson County should be one district, with an area of the county South of Interstate 90 remaining as part of the district that represents Madison County. The Whitehall Elementary and Whitehall High School District both include portions of Madison County. The Jefferson Valley Rural Fire District also extends into Madison County. Kids from Jefferson County participate in 4-H and the Madison County Fair in Twin Bridges. Jefferson and Madison Counties share an MSU Extension Agent. In short, Southern Jefferson County and Northern Madison County are clearly a "Community of Interest", and should remain together.

Jefferson County is located between three large urban counties, Lewis and Clark, Butte/Silver Bow, and Gallatin. It is important that we keep our own district so that we can maintain our proud identity. Please keep Jefferson County as whole as possible and allow a portion of Southern Jefferson County to remain with their "Community of Interest" in Northern Madison County.

Thank you for your consideration.

Name Barbara Willis

Address 4 Whangler Rd Whitehall MT 59759

RECEIVED
MAY 24 2012
Montana Legislative
Services Division

Dear Chairman Regnier,

I strongly urge you to reject maps that use political data and election results in the development of district lines for the legislature. Political parties should not manipulate boundaries to maximize the number of seats they think they can win in elections. That defeats the purpose of redistricting, which is to equalize the number of people in districts, protect minority voting rights, following existing political subdivisions and communities of interest.

The last map in Montana was developed through a heavy reliance on political data and election results. There is no other way to explain how many communities were divided, other than it served a political purpose for the Montana Democratic Party. The new map should have no resemblance to the current map, because it inconsistently ignores existing political subdivisions, communities of interest, lacks the compactness requirement and all of the other official redistricting criteria.

The commission should use the three maps developed by non-partisan legislative staff as starting points for the new map: the urban-rural, deviation and subdivision maps. The fourth map is just a slightly modified version of the map the Democrats put forward in 2000 using political data and election results. Many local communities are putting forward suggestions for their areas – please pay special attention to those.

Thank you for your work on building consensus throughout this process. We encourage you to reject partisan politics in the redistricting effort.

Sincerely,

NAME: James Childress
James Childress

ADDRESS: 401 1st St NE
Cut Bank, MT 59427

EMAIL: miniskunk.jc@gmail.com

It appears on these maps my community of Cut Bank would also be among the cities divided by this attempt to jerrymander the districts to the favor of Democrat candidates. I strongly oppose these proposed maps. Do not dilute the voice of small Montana communities!

RECEIVED

MAY 24 2007

Montana Legislative
Services Division

TO THE MONTANA DISTRICTING AND APPORTIONMENT COMMISSION
PO Box 201706
Helena, MT 59620-1706

districting@mt.gov

FAX: 406-444-3036

Dear Commissioners,

As a resident of Jefferson County, I am totally opposed to having Jefferson County split up for the benefit of Butte/Silver Bow County. Each of the four plans submitted by the Montana Districting and Apportionment Commission and the plan submitted by the Democrats on the Commission all put some portion of Jefferson County into Butte/Silver Bow County. This is simply unacceptable.

If you are going to consider the three discretionary criteria you set up at the beginning of this process, you will understand why none of these proposals make any sense.

- 1.) Following the lines of political units. Jefferson County is about 1,500 people over the ideal district size. Since our existing district is most of Jefferson County, we should start there and make every effort to keep Jefferson County as whole as possible, the remaining population staying with its "Community of Interest" in Madison County.
- 2.) Following geographic boundaries. The Continental Divide separates Jefferson and Butte/Silver Bow Counties. That is a very distinct geographic boundary between our counties that should be respected.
- 3.) Keeping communities of interest intact. Many people live in Jefferson County because they don't want the impacts and influences of urban areas. Most of Jefferson County should be one district, with an area of the county South of Interstate 90 remaining as part of the district that represents Madison County. The Whitehall Elementary and Whitehall High School District both include portions of Madison County. The Jefferson Valley Rural Fire District also extends into Madison County. Kids from Jefferson County participate in 4-H and the Madison County Fair in Twin Bridges. Jefferson and Madison Counties share an MSU Extension Agent. In short, Southern Jefferson County and Northern Madison County are clearly a "Community of Interest", and should remain together.

Jefferson County is located between three large, urban counties, Lewis and Clark, Butte/Silver Bow, and Gallatin. It is important that we keep our own district so that we can maintain our proud identity. Please keep Jefferson County as whole as possible and allow a portion of Southern Jefferson County to remain with their "Community of Interest" in Northern Madison County.

I support the Jefferson County Proposed Legislative District Map.

Thank you for your consideration.

Name Bernice Nechols

Address Whitehall MT

RECEIVED

MAY 25 2012

Montana Legislative
Services Division

TO THE MONTANA DISTRICTING AND APPORTIONMENT COMMISSION
PO Box 201706
Helena, MT 59620-1706

districting@mt.gov

FAX: 406-444-3036

Dear Commissioners,

As a resident of Jefferson County, I am totally opposed to having Jefferson County split up for the benefit of Butte/Silver Bow County. Each of the four plans submitted by the Montana Districting and Apportionment Commission and the plan submitted by the Democrats on the Commission all put some portion of Jefferson County into Butte/Silver Bow County. This is simply unacceptable.

If you are going to consider the three discretionary criteria you set up at the beginning of this process, you will understand why none of these proposals make any sense.

- 1.) Following the lines of political units. Jefferson County is about 1,500 people over the ideal district size. Since our existing district is most of Jefferson County, we should start there and make every effort to keep Jefferson County as whole as possible, the remaining population staying with its "Community of Interest" in Madison County.
- 2.) Following geographic boundaries. The Continental Divide separates Jefferson and Butte/Silver Bow Counties. That is a very distinct geographic boundary between our counties that should be respected.
- 3.) Keeping communities of interest intact. Many people live in Jefferson County because they don't want the impacts and influences of urban areas. Most of Jefferson County should be one district, with an area of the county South of Interstate 90 remaining as part of the district that represents Madison County. The Whitehall Elementary and Whitehall High School District both include portions of Madison County. The Jefferson Valley Rural Fire District also extends into Madison County. Kids from Jefferson County participate in 4-H and the Madison County Fair in Twin Bridges. Jefferson and Madison Counties share an MSU Extension Agent. In short, Southern Jefferson County and Northern Madison County are clearly a "Community of Interest", and should remain together.

Jefferson County is located between three large, urban counties, Lewis and Clark, Butte/Silver Bow, and Gallatin. It is important that we keep our own district so that we can maintain our proud identity. Please keep Jefferson County as whole as possible and allow a portion of Southern Jefferson County to remain with their "Community of Interest" in Northern Madison County.

I support the Jefferson County Proposed Legislative District Map.

Thank you for your consideration.

Name

Gerard Jacobson

Address

1 Bowman Ln. #11

RECEIVED

MAY 25 2012

Montana Legislative
Services Division

TO THE MONTANA DISTRICTING AND APPORTIONMENT COMMISSION
PO Box 201706
Helena, MT 59620-1706

districting@mt.gov

FAX: 406-444-3036

Dear Commissioners,

As a resident of Jefferson County, I am totally opposed to having Jefferson County split up for the benefit of Butte/Silver Bow County. Each of the four plans submitted by the Montana Districting and Apportionment Commission and the plan submitted by the Democrats on the Commission all put some portion of Jefferson County into Butte/Silver Bow County. This is simply unacceptable.

If you are going to consider the three discretionary criteria you set up at the beginning of this process, you will understand why none of these proposals make any sense.

- 1.) Following the lines of political units. Jefferson County is about 1,500 people over the ideal district size. Since our existing district is most of Jefferson County, we should start there and make every effort to keep Jefferson County as whole as possible, the remaining population staying with its "Community of Interest" in Madison County.
- 2.) Following geographic boundaries. The Continental Divide separates Jefferson and Butte/Silver Bow Counties. That is a very distinct geographic boundary between our counties that should be respected.
- 3.) Keeping communities of interest intact. Many people live in Jefferson County because they don't want the impacts and influences of urban areas. Most of Jefferson County should be one district, with an area of the county South of Interstate 90 remaining as part of the district that represents Madison County. The Whitehall Elementary and Whitehall High School District both include portions of Madison County. The Jefferson Valley Rural Fire District also extends into Madison County. Kids from Jefferson County participate in 4-H and the Madison County Fair in Twin Bridges. Jefferson and Madison Counties share an MSU Extension Agent. In short, Southern Jefferson County and Northern Madison County are clearly a "Community of Interest", and should remain together.

Jefferson County is located between three large, urban counties, Lewis and Clark, Butte/Silver Bow, and Gallatin. It is important that we keep our own district so that we can maintain our proud identity. Please keep Jefferson County as whole as possible and allow a portion of Southern Jefferson County to remain with their "Community of Interest" in Northern Madison County.

I support the Jefferson County Proposed Legislative District Map.

Thank you for your consideration.

Name Rose Amoroso

Address 108 W 3rd # 3 Whitehall MT

RECEIVED

MAY 25 2012

Montana Legislative
Services Division

TO THE MONTANA DISTRICTING AND APPORTIONMENT COMMISSION
PO Box 201706
Helena, MT 59620-1706

districting@mt.gov

FAX: 406-444-3036

Dear Commissioners,

As a resident of Jefferson County, I am totally opposed to having Jefferson County split up for the benefit of Butte/Silver Bow County. Each of the four plans submitted by the Montana Districting and Apportionment Commission and the plan submitted by the Democrats on the Commission all put some portion of Jefferson County into Butte/Silver Bow County. This is simply unacceptable.

If you are going to consider the three discretionary criteria you set up at the beginning of this process, you will understand why none of these proposals make any sense.

- 1.) Following the lines of political units. Jefferson County is about 1,500 people over the ideal district size. Since our existing district is most of Jefferson County, we should start there and make every effort to keep Jefferson County as whole as possible, the remaining population staying with its "Community of Interest" in Madison County.
- 2.) Following geographic boundaries. The Continental Divide separates Jefferson and Butte/Silver Bow Counties. That is a very distinct geographic boundary between our counties that should be respected.
- 3.) Keeping communities of interest intact. Many people live in Jefferson County because they don't want the impacts and influences of urban areas. Most of Jefferson County should be one district, with an area of the county South of Interstate 90 remaining as part of the district that represents Madison County. The Whitehall Elementary and Whitehall High School District both include portions of Madison County. The Jefferson Valley Rural Fire District also extends into Madison County. Kids from Jefferson County participate in 4-H and the Madison County Fair in Twin Bridges. Jefferson and Madison Counties share an MSU Extension Agent. In short, Southern Jefferson County and Northern Madison County are clearly a "Community of Interest", and should remain together.

Jefferson County is located between three large, urban counties, Lewis and Clark, Butte/Silver Bow, and Gallatin. It is important that we keep our own district so that we can maintain our proud identity. Please keep Jefferson County as whole as possible and allow a portion of Southern Jefferson County to remain with their "Community of Interest" in Northern Madison County.

RECEIVED

MAY 25 2012

I support the Jefferson County Proposed Legislative District Map.

Thank you for your consideration.

Montana Legislative
Services Division

Name Helen J. Kessner

HELEN J. KESSNER

Address 120 Ridder Ln., Whitehall, MT 59759

TO THE MONTANA DISTRICTING AND APPORTIONMENT COMMISSION
PO Box 201706
Helena, MT 59620-1706

districting@mt.gov

FAX: 406-444-3036

Dear Commissioners,

As a resident of Jefferson County, I am totally opposed to having Jefferson County split up for the benefit of Butte/Silver Bow County. Each of the four plans submitted by the Montana Districting and Apportionment Commission and the plan submitted by the Democrats on the Commission all put some portion of Jefferson County into Butte/Silver Bow County. This is simply unacceptable.

If you are going to consider the three discretionary criteria you set up at the beginning of this process, you will understand why none of these proposals make any sense.

- 1.) Following the lines of political units. Jefferson County is about 1,500 people over the ideal district size. Since our existing district is most of Jefferson County, we should start there and make every effort to keep Jefferson County as whole as possible, the remaining population staying with its "Community of Interest" in Madison County.
- 2.) Following geographic boundaries. The Continental Divide separates Jefferson and Butte/Silver Bow Counties. That is a very distinct geographic boundary between our counties that should be respected.
- 3.) Keeping communities of interest intact. Many people live in Jefferson County because they don't want the impacts and influences of urban areas. Most of Jefferson County should be one district, with an area of the county South of Interstate 90 remaining as part of the district that represents Madison County. The Whitehall Elementary and Whitehall High School District both include portions of Madison County. The Jefferson Valley Rural Fire District also extends into Madison County. Kids from Jefferson County participate in 4-H and the Madison County Fair in Twin Bridges. Jefferson and Madison Counties share an MSU Extension Agent. In short, Southern Jefferson County and Northern Madison County are clearly a "Community of Interest", and should remain together.

Jefferson County is located between three large, urban counties, Lewis and Clark, Butte/Silver Bow, and Gallatin. It is important that we keep our own district so that we can maintain our proud identity. Please keep Jefferson County as whole as possible and allow a portion of Southern Jefferson County to remain with their "Community of Interest" in Northern Madison County.

I support the Jefferson County Proposed Legislative District Map.

Thank you for your consideration.

Name Kenneth M. Kessner Kenneth M. KESSNER

Address 120 Ridder Ln., Whitehall, MT 59759

RECEIVED
MAY 25 2012
Montana Legislative
Services Division

TO THE MONTANA DISTRICTING AND APPORTIONMENT COMMISSION
PO Box 201706
Helena, MT 59620-1706

districting@mt.gov

FAX: 406-444-3036

Dear Commissioners,

As a resident of Jefferson County, I am totally opposed to having Jefferson County split up for the benefit of Butte/Silver Bow County. Each of the four plans submitted by the Montana Districting and Apportionment Commission and the plan submitted by the Democrats on the Commission all put some portion of Jefferson County into Butte/Silver Bow County. This is simply unacceptable.

If you are going to consider the three discretionary criteria you set up at the beginning of this process, you will understand why none of these proposals make any sense.

- 1.) Following the lines of political units. Jefferson County is about 1,500 people over the ideal district size. Since our existing district is most of Jefferson County, we should start there and make every effort to keep Jefferson County as whole as possible, the remaining population staying with its "Community of Interest" in Madison County.
- 2.) Following geographic boundaries. The Continental Divide separates Jefferson and Butte/Silver Bow Counties. That is a very distinct geographic boundary between our counties that should be respected.
- 3.) Keeping communities of interest intact. Many people live in Jefferson County because they don't want the impacts and influences of urban areas. Most of Jefferson County should be one district, with an area of the county South of Interstate 90 remaining as part of the district that represents Madison County. The Whitehall Elementary and Whitehall High School District both include portions of Madison County. The Jefferson Valley Rural Fire District also extends into Madison County. Kids from Jefferson County participate in 4-H and the Madison County Fair in Twin Bridges. Jefferson and Madison Counties share an MSU Extension Agent. In short, Southern Jefferson County and Northern Madison County are clearly a "Community of Interest", and should remain together.

Jefferson County is located between three large, urban counties, Lewis and Clark, Butte/Silver Bow, and Gallatin. It is important that we keep our own district so that we can maintain our proud identity. Please keep Jefferson County as whole as possible and allow a portion of Southern Jefferson County to remain with their "Community of Interest" in Northern Madison County.

I support the Jefferson County Proposed Legislative District Map.

Thank you for your consideration.

Name

Deep M. Hanel

Address

P.O. Box 38, 42 Baccus Ln. Whitehall mt

59759

RECEIVED

MAY 25 2012

Montana Legislative
Services Division

TO THE MONTANA DISTRICTING AND APPORTIONMENT COMMISSION
PO Box 201706
Helena, MT 59620-1706

districting@mt.gov

FAX: 406-444-3036

Dear Commissioners,

As a resident of Jefferson County, I am totally opposed to having Jefferson County split up for the benefit of Butte/Silver Bow County. Each of the four plans submitted by the Montana Districting and Apportionment Commission and the plan submitted by the Democrats on the Commission all put some portion of Jefferson County into Butte/Silver Bow County. This is simply unacceptable.

If you are going to consider the three discretionary criteria you set up at the beginning of this process, you will understand why none of these proposals make any sense.

- 1.) Following the lines of political units. Jefferson County is about 1,500 people over the ideal district size. Since our existing district is most of Jefferson County, we should start there and make every effort to keep Jefferson County as whole as possible, the remaining population staying with its "Community of Interest" in Madison County.
- 2.) Following geographic boundaries. The Continental Divide separates Jefferson and Butte/Silver Bow Counties. That is a very distinct geographic boundary between our counties that should be respected.
- 3.) Keeping communities of interest intact. Many people live in Jefferson County because they don't want the impacts and influences of urban areas. Most of Jefferson County should be one district, with an area of the county South of Interstate 90 remaining as part of the district that represents Madison County. The Whitehall Elementary and Whitehall High School District both include portions of Madison County. The Jefferson Valley Rural Fire District also extends into Madison County. Kids from Jefferson County participate in 4-H and the Madison County Fair in Twin Bridges. Jefferson and Madison Counties share an MSU Extension Agent. In short, Southern Jefferson County and Northern Madison County are clearly a "Community of Interest", and should remain together.

Jefferson County is located between three large, urban counties, Lewis and Clark, Butte/Silver Bow, and Gallatin. It is important that we keep our own district so that we can maintain our proud identity. Please keep Jefferson County as whole as possible and allow a portion of Southern Jefferson County to remain with their "Community of Interest" in Northern Madison County.

I support the Jefferson County Proposed Legislative District Map.

Thank you for your consideration.

Name Delore E. Smith

Address 1295 Hwy 2 W Whitehall MT 59755

RECEIVED
MAY 25 2002
Montana Legislative
Services Division

TO THE MONTANA DISTRICTING AND APPORTIONMENT COMMISSION
PO Box 201706
Helena, MT 59620-1706

districting@mt.gov

FAX: 406-444-3036

Dear Commissioners,

As a resident of Jefferson County, I am totally opposed to having Jefferson County split up for the benefit of Butte/Silver Bow County. Each of the four plans submitted by the Montana Districting and Apportionment Commission and the plan submitted by the Democrats on the Commission all put some portion of Jefferson County into Butte/Silver Bow County. This is simply unacceptable.

If you are going to consider the three discretionary criteria you set up at the beginning of this process, you will understand why none of these proposals make any sense.

- 1.) Following the lines of political units. Jefferson County is about 1,500 people over the ideal district size. Since our existing district is most of Jefferson County, we should start there and make every effort to keep Jefferson County as whole as possible, the remaining population staying with its "Community of Interest" in Madison County.
- 2.) Following geographic boundaries. The Continental Divide separates Jefferson and Butte/Silver Bow Counties. That is a very distinct geographic boundary between our counties that should be respected.
- 3.) Keeping communities of interest intact. Many people live in Jefferson County because they don't want the impacts and influences of urban areas. Most of Jefferson County should be one district, with an area of the county South of Interstate 90 remaining as part of the district that represents Madison County. The Whitehall Elementary and Whitehall High School District both include portions of Madison County. The Jefferson Valley Rural Fire District also extends into Madison County. Kids from Jefferson County participate in 4-H and the Madison County Fair in Twin Bridges. Jefferson and Madison Counties share an MSU Extension Agent. In short, Southern Jefferson County and Northern Madison County are clearly a "Community of Interest", and should remain together.

Jefferson County is located between three large, urban counties, Lewis and Clark, Butte/Silver Bow, and Gallatin. It is important that we keep our own district so that we can maintain our proud identity. Please keep Jefferson County as whole as possible and allow a portion of Southern Jefferson County to remain with their "Community of Interest" in Northern Madison County.

RECEIVED

MAY 25 2012

Montana Legislative
Services Division

I support the Jefferson County Proposed Legislative District Map.

Thank you for your consideration.

Name X Ernest M. Smith

Address 1295 Mt. Hwy 2 W Whitehall Mt. 59755

TO THE MONTANA DISTRICTING AND APPORTIONMENT COMMISSION
PO Box 201706
Helena, MT 59620-1706

districting@mt.gov

FAX: 406-444-3036

Dear Commissioners,

As a resident of Jefferson County, I am totally opposed to having Jefferson County split up for the benefit of Butte/Silver Bow County. Each of the four plans submitted by the Montana Districting and Apportionment Commission and the plan submitted by the Democrats on the Commission all put some portion of Jefferson County into Butte/Silver Bow County. This is simply unacceptable.

If you are going to consider the three discretionary criteria you set up at the beginning of this process, you will understand why none of these proposals make any sense.

- 1.) Following the lines of political units. Jefferson County is about 1,500 people over the ideal district size. Since our existing district is most of Jefferson County, we should start there and make every effort to keep Jefferson County as whole as possible, the remaining population staying with its "Community of Interest" in Madison County.
- 2.) Following geographic boundaries. The Continental Divide separates Jefferson and Butte/Silver Bow Counties. That is a very distinct geographic boundary between our counties that should be respected.
- 3.) Keeping communities of interest intact. Many people live in Jefferson County because they don't want the impacts and influences of urban areas. Most of Jefferson County should be one district, with an area of the county South of Interstate 90 remaining as part of the district that represents Madison County. The Whitehall Elementary and Whitehall High School District both include portions of Madison County. The Jefferson Valley Rural Fire District also extends into Madison County. Kids from Jefferson County participate in 4-H and the Madison County Fair in Twin Bridges. Jefferson and Madison Counties share an MSU Extension Agent. In short, Southern Jefferson County and Northern Madison County are clearly a "Community of Interest", and should remain together.

Jefferson County is located between three large, urban counties, Lewis and Clark, Butte/Silver Bow, and Gallatin. It is important that we keep our own district so that we can maintain our proud identity. Please keep Jefferson County as whole as possible and allow a portion of Southern Jefferson County to remain with their "Community of Interest" in Northern Madison County.

RECEIVED

MAY 25 2012

Montana Legislative
Services Division

I support the Jefferson County Proposed Legislative District Map.

Thank you for your consideration.

Name Jodynn Fleege
Address 124 Whitetail Rd. Whitehall, MT 59759

TO THE MONTANA DISTRICTING AND APPORTIONMENT COMMISSION
PO Box 201706
Helena, MT 59620-1706

districting@mt.gov

FAX: 406-444-3036

Dear Commissioners,

As a resident of Jefferson County, I am totally opposed to having Jefferson County split up for the benefit of Butte/Silver Bow County. Each of the four plans submitted by the Montana Districting and Apportionment Commission and the plan submitted by the Democrats on the Commission all put some portion of Jefferson County into Butte/Silver Bow County. This is simply unacceptable.

If you are going to consider the three discretionary criteria you set up at the beginning of this process, you will understand why none of these proposals make any sense.

- 1.) Following the lines of political units. Jefferson County is about 1,500 people over the ideal district size. Since our existing district is most of Jefferson County, we should start there and make every effort to keep Jefferson County as whole as possible, the remaining population staying with its "Community of Interest" in Madison County.
- 2.) Following geographic boundaries. The Continental Divide separates Jefferson and Butte/Silver Bow Counties. That is a very distinct geographic boundary between our counties that should be respected.
- 3.) Keeping communities of interest intact. Many people live in Jefferson County because they don't want the impacts and influences of urban areas. Most of Jefferson County should be one district, with an area of the county South of Interstate 90 remaining as part of the district that represents Madison County. The Whitehall Elementary and Whitehall High School District both include portions of Madison County. The Jefferson Valley Rural Fire District also extends into Madison County. Kids from Jefferson County participate in 4-H and the Madison County Fair in Twin Bridges. Jefferson and Madison Counties share an MSU Extension Agent. In short, Southern Jefferson County and Northern Madison County are clearly a "Community of Interest", and should remain together.

Jefferson County is located between three large, urban counties, Lewis and Clark, Butte/Silver Bow, and Gallatin. It is important that we keep our own district so that we can maintain our proud identity. Please keep Jefferson County as whole as possible and allow a portion of Southern Jefferson County to remain with their "Community of Interest" in Northern Madison County.

RECEIVED

I support the Jefferson County Proposed Legislative District Map.

MAY 25 2012

Thank you for your consideration.

Montana Legislative
Services Division

Name Arlene J. Olson
Address Box 23 Whitehall, Mt. 59759

TO THE MONTANA DISTRICTING AND APPORTIONMENT COMMISSION
PO Box 201706
Helena, MT 59620-1706

districting@mt.gov

FAX: 406-444-3036

Dear Commissioners,

As a resident of Jefferson County, I am totally opposed to having Jefferson County split up for the benefit of Butte/Silver Bow County. Each of the four plans submitted by the Montana Districting and Apportionment Commission and the plan submitted by the Democrats on the Commission all put some portion of Jefferson County into Butte/Silver Bow County. This is simply unacceptable.

If you are going to consider the three discretionary criteria you set up at the beginning of this process, you will understand why none of these proposals make any sense.

- 1.) Following the lines of political units. Jefferson County is about 1,500 people over the ideal district size. Since our existing district is most of Jefferson County, we should start there and make every effort to keep Jefferson County as whole as possible, the remaining population staying with its "Community of Interest" in Madison County.
- 2.) Following geographic boundaries. The Continental Divide separates Jefferson and Butte/Silver Bow Counties. That is a very distinct geographic boundary between our counties that should be respected.
- 3.) Keeping communities of interest intact. Many people live in Jefferson County because they don't want the impacts and influences of urban areas. Most of Jefferson County should be one district, with an area of the county South of Interstate 90 remaining as part of the district that represents Madison County. The Whitehall Elementary and Whitehall High School District both include portions of Madison County. The Jefferson Valley Rural Fire District also extends into Madison County. Kids from Jefferson County participate in 4-H and the Madison County Fair in Twin Bridges. Jefferson and Madison Counties share an MSU Extension Agent. In short, Southern Jefferson County and Northern Madison County are clearly a "Community of Interest", and should remain together.

Jefferson County is located between three large, urban counties, Lewis and Clark, Butte/Silver Bow, and Gallatin. It is important that we keep our own district so that we can maintain our proud identity. Please keep Jefferson County as whole as possible and allow a portion of Southern Jefferson County to remain with their "Community of Interest" in Northern Madison County.

I support the Jefferson County Proposed Legislative District Map.

Thank you for your consideration.

Name

Florence Keyser

Address

44 County Rd Whitehall, MT 59759

RECEIVED

MAY 25

Montana Legislative
Services Division

TO THE MONTANA DISTRICTING AND APPORTIONMENT COMMISSION
PO Box 201706
Helena, MT 59620-1706

districting@mt.gov

FAX: 406-444-3036

Dear Commissioners,

As a resident of Jefferson County, I am totally opposed to having Jefferson County split up for the benefit of Butte/Silver Bow County. Each of the four plans submitted by the Montana Districting and Apportionment Commission and the plan submitted by the Democrats on the Commission all put some portion of Jefferson County into Butte/Silver Bow County. This is simply unacceptable.

If you are going to consider the three discretionary criteria you set up at the beginning of this process, you will understand why none of these proposals make any sense.

- 1.) Following the lines of political units. Jefferson County is about 1,500 people over the ideal district size. Since our existing district is most of Jefferson County, we should start there and make every effort to keep Jefferson County as whole as possible, the remaining population staying with its "Community of Interest" in Madison County.
- 2.) Following geographic boundaries. The Continental Divide separates Jefferson and Butte/Silver Bow Counties. That is a very distinct geographic boundary between our counties that should be respected.
- 3.) Keeping communities of interest intact. Many people live in Jefferson County because they don't want the impacts and influences of urban areas. Most of Jefferson County should be one district, with an area of the county South of Interstate 90 remaining as part of the district that represents Madison County. The Whitehall Elementary and Whitehall High School District both include portions of Madison County. The Jefferson Valley Rural Fire District also extends into Madison County. Kids from Jefferson County participate in 4-H and the Madison County Fair in Twin Bridges. Jefferson and Madison Counties share an MSU Extension Agent. In short, Southern Jefferson County and Northern Madison County are clearly a "Community of Interest", and should remain together.

Jefferson County is located between three large, urban counties, Lewis and Clark, Butte/Silver Bow, and Gallatin. It is important that we keep our own district so that we can maintain our proud identity. Please keep Jefferson County as whole as possible and allow a portion of Southern Jefferson County to remain with their "Community of Interest" in Northern Madison County.

I support the Jefferson County Proposed Legislative District Map.

Thank you for your consideration.

Name CARA ENRIQUEZ

Address 40 East ST Whitehall MT

RECEIVED

MAY 25 2012

Montana Legislative
Services Division

TO THE MONTANA DISTRICTING AND APPORTIONMENT COMMISSION
PO Box 201706
Helena, MT 59620-1706

districting@mt.gov

FAX: 406-444-3036

Dear Commissioners,

As a resident of Jefferson County, I am totally opposed to having Jefferson County split up for the benefit of Butte/Silver Bow County. Each of the four plans submitted by the Montana Districting and Apportionment Commission and the plan submitted by the Democrats on the Commission all put some portion of Jefferson County into Butte/Silver Bow County. This is simply unacceptable.

If you are going to consider the three discretionary criteria you set up at the beginning of this process, you will understand why none of these proposals make any sense.

- 1.) Following the lines of political units. Jefferson County is about 1,500 people over the ideal district size. Since our existing district is most of Jefferson County, we should start there and make every effort to keep Jefferson County as whole as possible, the remaining population staying with its "Community of Interest" in Madison County.
- 2.) Following geographic boundaries. The Continental Divide separates Jefferson and Butte/Silver Bow Counties. That is a very distinct geographic boundary between our counties that should be respected.
- 3.) Keeping communities of interest intact. Many people live in Jefferson County because they don't want the impacts and influences of urban areas. Most of Jefferson County should be one district, with an area of the county South of Interstate 90 remaining as part of the district that represents Madison County. The Whitehall Elementary and Whitehall High School District both include portions of Madison County. The Jefferson Valley Rural Fire District also extends into Madison County. Kids from Jefferson County participate in 4-H and the Madison County Fair in Twin Bridges. Jefferson and Madison Counties share an MSU Extension Agent. In short, Southern Jefferson County and Northern Madison County are clearly a "Community of Interest", and should remain together.

Jefferson County is located between three large, urban counties, Lewis and Clark, Butte/Silver Bow, and Gallatin. It is important that we keep our own district so that we can maintain our proud identity. Please keep Jefferson County as whole as possible and allow a portion of Southern Jefferson County to remain with their "Community of Interest" in Northern Madison County.

I support the Jefferson County Proposed Legislative District Map.

Thank you for your consideration.

Name

Edward A. Hand

Address

P.O. Box 38, 42 Bellows Lane, Whitehall MT 59759

RECEIVED

MAY 25 2000

Montana Legislative
Services Division

Dear Mr. Chairman,

If you want proof that the "Communities plan" put forward by the Montana Democratic Party in 2000 and 2010 is not based on communities, look no further than Missoula County. The lines and boundaries within the county have no resemblance whatsoever on communities, neighborhoods or existing political subdivisions.

This is an attempt by one party to totally dominate the legislative seats within a county. Over the last 8 years under the current map, only one seat has shown to be a place where a Republican can win. All nine other are solidly Democrat because they all originate from the center of the city of Missoula. I find it laughable that Democrats claim their map produces "fair and competitive" results. Not fair for Republicans, Independents, suburban or rural voters.

I urge the commission to look over and study many of the existing lines we have for neighborhoods, city wards, and school districts. In Missoula County and City we have distinct areas like Miller Creek, Target Range, Orchard Homes, the downtown, the Northside, the University area, the Rattlesnake, East Missoula, Frenchtown, the Seeley-Swan and so on. You should do your best to keep these areas separate, and recognize the interests of rural, suburban and urban voters. They have different priorities and would benefit from separate representation.

Please reject maps authored by the Montana Democratic party since they only seek to dominate our county. I urge the commission to look at the Urban-Rural 100 plan and the Subdivision 100 plan. Those are good starting points.

NAME:

Thelma M. Baker

ADDRESS:

1813 Daniel Dr

Missoula, Montana

E-Mail:

gop Thelma @ yahoo . com

RECEIVED

MAY 29 2012

Montana Legislative
Services Division

Dear Mr. Chairman,

If you want proof that the "Communities plan" put forward by the Montana Democratic Party in 2000 and 2010 is not based on communities, look no further than Missoula County. The lines and boundaries within the county have no resemblance whatsoever on communities, neighborhoods or existing political subdivisions.

This is an attempt by one party to totally dominate the legislative seats within a county. Over the last 8 years under the current map, only one seat has shown to be a place where a Republican can win. All nine other are solidly Democrat because they all originate from the center of the city of Missoula. I find it laughable that Democrats claim their map produces "fair and competitive" results. Not fair for Republicans, Independents, suburban or rural voters.

I urge the commission to look over and study many of the existing lines we have for neighborhoods, city wards, and school districts. In Missoula County and City we have distinct areas like Miller Creek, Target Range, Orchard Homes, the downtown, the Northside, the University area, the Rattlesnake, East Missoula, Frenchtown, the Seeley-Swan and so on. You should do your best to keep these areas separate, and recognize the interests of rural, suburban and urban voters. They have different priorities and would benefit from separate representation.

Please reject maps authored by the Montana Democratic party since they only seek to dominate our county. I urge the commission to look at the Urban-Rural 100 plan and the Subdivision 100 plan. Those are good starting points.

NAME: HARRY R. KENCK / Harry R Kenck

ADDRESS: 32105 PENEY Meadows LN

Hudson, MT 59846

E-Mail: hrk@montana.com

RECEIVED

MAY 29 2012

Montana Legislative
Services Division

Dear Chairman Regnier,

I strongly urge you to reject maps that use political data and election results in the development of district lines for the legislature. Political parties should not manipulate boundaries to maximize the number of seats they think they can win in elections. That defeats the purpose of redistricting, which is to equalize the number of people in districts, protect minority voting rights, following existing political subdivisions and communities of interest.

The last map in Montana was developed through a heavy reliance on political data and election results. There is no other way to explain how many communities were divided, other than it served a political purpose for the Montana Democratic Party. The new map should have no resemblance to the current map, because it inconsistently ignores existing political subdivisions, communities of interest, lacks the compactness requirement and all of the other official redistricting criteria.

The commission should use the three maps developed by non-partisan legislative staff as starting points for the new map: the urban-rural, deviation and subdivision maps. The fourth map is just a slightly modified version of the map the Democrats put forward in 2000 using political data and election results. Many local communities are putting forward suggestions for their areas – please pay special attention to those.

Thank you for your work on building consensus throughout this process. We encourage you to reject partisan politics in the redistricting effort.

Sincerely,

NAME: Phil & Delores Hill

ADDRESS: Box 5234
Moody, MT. 59058

EMAIL: hilangus@midrivers.com

RECEIVED

MAY 29 2012

Montana Legislative
Services Division

Weiss, Rachel

From: fenna klingberg [fenna@nemont.net]
Sent: Saturday, May 26, 2012 8:00 AM
To: Redistricting
Subject: redistricting

... tinkering with the districts for votes for political puposes is not necessary

Weiss, Rachel

From: ua30mike [ua30mike@wtp.net]
Sent: Wednesday, May 30, 2012 10:58 AM
To: Redistricting
Cc: becky@montanalaborers.com
Subject: redistricting

Montana Districting and Apportionment Commission

I attended the public hearing May 15 in Billings, on behalf of the 350 members of Plumbers and Pipefitters Local 30 who reside in eastern Montana. I came with an open mind and no perceived notions of what to expect. After listening to the many speakers, it was plain to me that the "communities plan" best fits Billings and Montana, and is the least partisan.

Mike Bale
Plumbers and Pipefitters Local 30

Weiss, Rachel

From: ken peterson [kenneth59@bresnan.net]
Sent: Thursday, May 31, 2012 9:44 AM
To: Redistricting
Subject: Redistricting for 2014

I appeared at the hearing in Billings and I just want to emphasize to the commission that it is time to make the districts honestly reflect the demographics of the State and not to try to equalize the political parties or cater to the wishes of the Democratic party. That was done last time because of a weak chair person. Why is it that the Republicans are not trying to push a plan the tries to help the Republicans. It is because the Republicans believe that the objective plans put forth by the legislative services and the local governments are just that objective and designed for the best representation of the particular area. Another area that is given too much attention is the American Indian issues. There are no issues. When hearings are held on the Reservations that democrats who predominate gather all of the democrats to testify to support the democrats redistricting. There is little community of interest between reservations , but they all say there is because it is a community of interest among democrats. This totally disenfranchises any Republican who lives on the reservation. The diversity on the reservations are little different than the diversity throughout the State. I was raised on the Blackfeet reservation and have relatives who were raised there also. Most whites know little about the reservations and buy into everything that is said by the reservation democrats. I know of persons with American Indian heritage that served in the legislature long before the redistricting. Further, there is really no such a thing as a full blooded American Indian. This was emphasized to me by a democrat American Indian legislature in the 2001 legislature. Most of those so called American Indians who live on the reservation are more than 50% non-Indian. Ken Peterson Montana State Representative HD 46

TO THE MONTANA DISTRICTING AND APPORTIONMENT COMMISSION
P.O. BOX 201706 HELENA, MT 59620-1706
districting@mt.gov FAX 406-444-3036

RECEIVED

MAY 31 2012

Montana Legislative
Services Division

Dear Commissioners,

As a resident of Jefferson County, I am totally opposed to having Jefferson County split up for the benefit of Butte/Silver Bow County. Each of the four plans submitted by the Montana Districting and Apportionment Commission and the plan submitted by the Democrats on the Commission all put some portion of Jefferson County into Butte/Silver Bow County. This is simply unacceptable.

If you are going to consider the three discretionary criteria you set up at the beginning of this process, you will understand why none of these proposals make any sense.

- 1.) Following the lines of political units. Jefferson County is about 1,500 people over the ideal district size. Since our existing district is most of Jefferson County, we should start there and make every effort to keep Jefferson County as whole as possible, the remain population staying with its Community of Interest in Madison County .
- 2.) Following geographic boundaries. The Continental Divide separates Jefferson and Butte/Silver Bow Counties. That is a very distinct geographic boundary between our counties that should be respected.
- 3.) Keeping communities of interest intact. Many people live in Jefferson County because they don't want the impacts and influences of urban areas. Most of Jefferson County should be one district, with an area of the county South of Interstate 90 remaining as part of the district that represents Madison County. The Whitehall Elementary and Whitehall High School District both include portions of Madison County. The Jefferson Valley Rural Fire District also extends into Madison County. Kids from Jefferson County participate in 4-H and the Madison County Fair in Twin Bridges. Jefferson and Madison Counties share an MSU Extension Agent. In short, Southern Jefferson County and Northern Madison County are clearly a "Community of Interest", and should remain together.

Jefferson County is located between three large urban counties, Lewis and Clark, Butte/Silver Bow, and Gallatin. It is important that we keep our own district so that we can maintain our proud identity. Please keep Jefferson County as whole as possible and allow a portion of Southern Jefferson County to remain with their "Community of Interest" in Northern Madison County.

Thank you for your consideration.

Name

Ronald E. Hagdale Mary E. Hagdale

Address

335 Jackrabbit Ln. Whitehall Mt. 59759

TO THE MONTANA DISTRICTING AND APPORTIONMENT COMMISSION
P.O. BOX 201706 HELENA, MT 59620-1706
districting@mt.gov FAX 406-444-3036

RECEIVED

MAY 31 2009

Montana Legislative
Services Division

Dear Commissioners,

As a resident of Jefferson County, I am totally opposed to having Jefferson County split up for the benefit of Butte/Silver Bow County. Each of the four plans submitted by the Montana Districting and Apportionment Commission and the plan submitted by the Democrats on the Commission all put some portion of Jefferson County into Butte/Silver Bow County. This is simply unacceptable.

If you are going to consider the three discretionary criteria you set up at the beginning of this process, you will understand why none of these proposals make any sense.

- 1.) Following the lines of political units. Jefferson County is about 1,500 people over the ideal district size. Since our existing district is most of Jefferson County, we should start there and make every effort to keep Jefferson County as whole as possible, the remain population staying with its Community of Interest in Madison County .
- 2.) Following geographic boundaries. The Continental Divide separates Jefferson and Butte/Silver Bow Counties. That is a very distinct geographic boundary between our counties that should be respected.
- 3.) Keeping communities of interest intact. Many people live in Jefferson County because they don't want the impacts and influences of urban areas. Most of Jefferson County should be one district, with an area of the county South of Interstate 90 remaining as part of the district that represents Madison County. The Whitehall Elementary and Whitehall High School District both include portions of Madison County. The Jefferson Valley Rural Fire District also extends into Madison County. Kids from Jefferson County participate in 4-H and the Madison County Fair in Twin Bridges. Jefferson and Madison Counties share an MSU Extension Agent. In short, Southern Jefferson County and Northern Madison County are clearly a "Community of Interest", and should remain together.

Jefferson County is located between three large urban counties, Lewis and Clark, Butte/Silver Bow, and Gallatin. It is important that we keep our own district so that we can maintain our proud identity. Please keep Jefferson County as whole as possible and allow a portion of Southern Jefferson County to remain with their "Community of Interest" in Northern Madison County.

Thank you for your consideration.

Name Catherine M. Kidder Sugar Kidder

Address 339 MT Hwy 55 Whitehall MT 59225

Weiss, Rachel

From: j w [jwright68@hotmail.com]
Sent: Sunday, June 03, 2012 8:18 PM
To: Redistricting
Subject: Mapping Ideas and 2020

6-03-2012

Dear Districting and Apportionment Commissioners,

I have come up with a couple of ideas for this commission as the redistricting mapping winds down over the next few months.

1. Create the House Districts based on public input and the "neutral" maps, such as the Subdivision, Urban/Rural, Deviation, and Existing. The House districts should represent their constituents points of view, and should not be made "artificially" competitive since this state is already competitive. All counties should be kept whole if possible, and the Majority Indian Districts should be based on the Communities Map.
2. The Senate Districts should be created by merging as many Urban/Suburban and politically similar Rural house districts as possible. The Senate is the "upper chamber" and the senators should understand both urban/suburban and rural points of view.
3. If there is deadlock then the Existing Map should be used as a template since the people/voters are most familiar with it, and would cause the least confusion.
4. In 2020, it might be a good idea to not allow any commissioners to create any maps before public testimony and only use the Existing Map based on the 2020 census data as a template at the public meetings. The reason being is that this would help to prevent the "talking points" emails and testimony at the public meetings around the state. The commissioners should be allowed to draw maps only AFTER the public meetings are finished.

Thank you,

Mr. John Wright

Cascade, MT