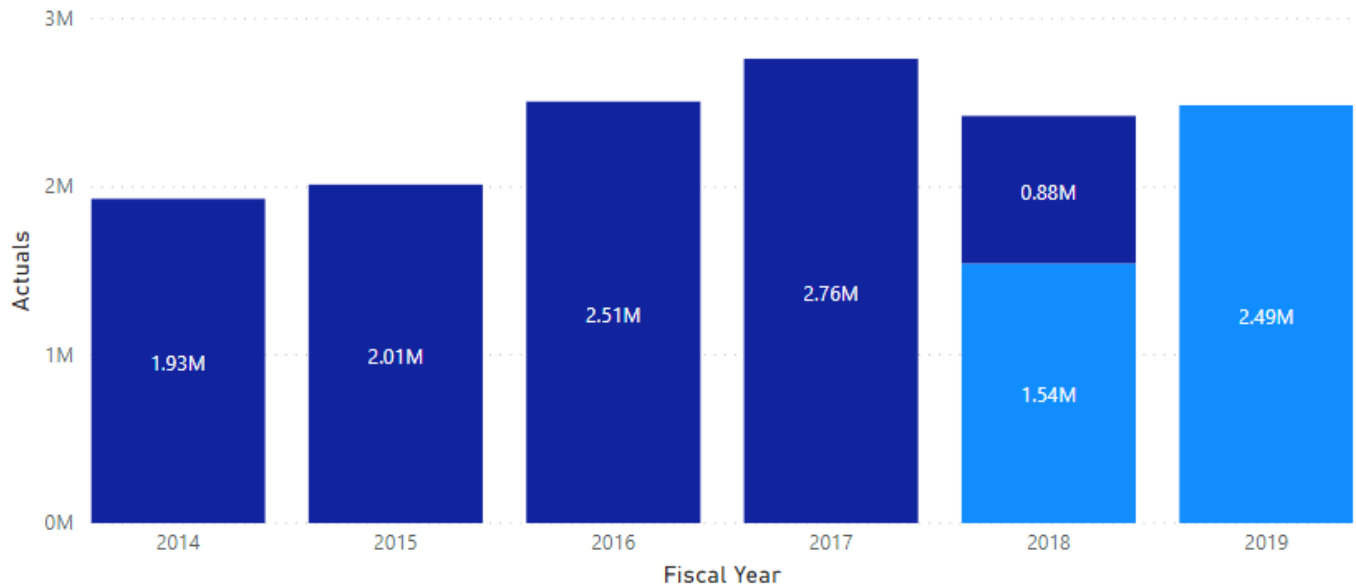


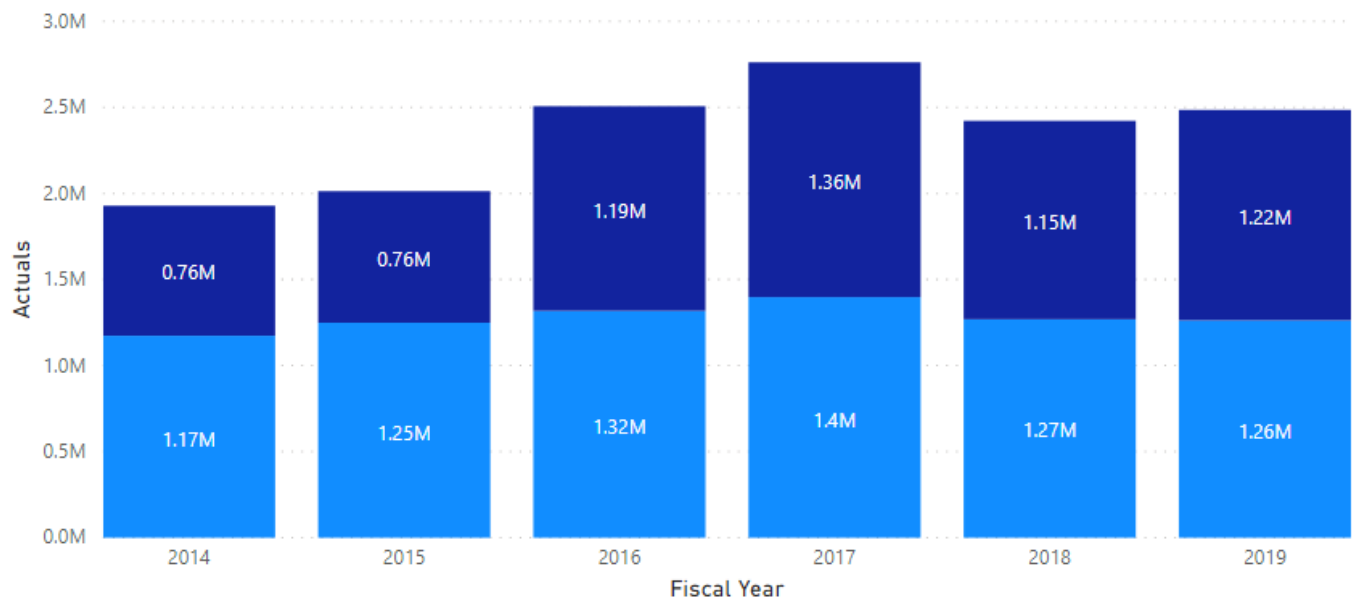
### Actuals by Fiscal Year and Agency

Agency ● Corrections ● MBCC



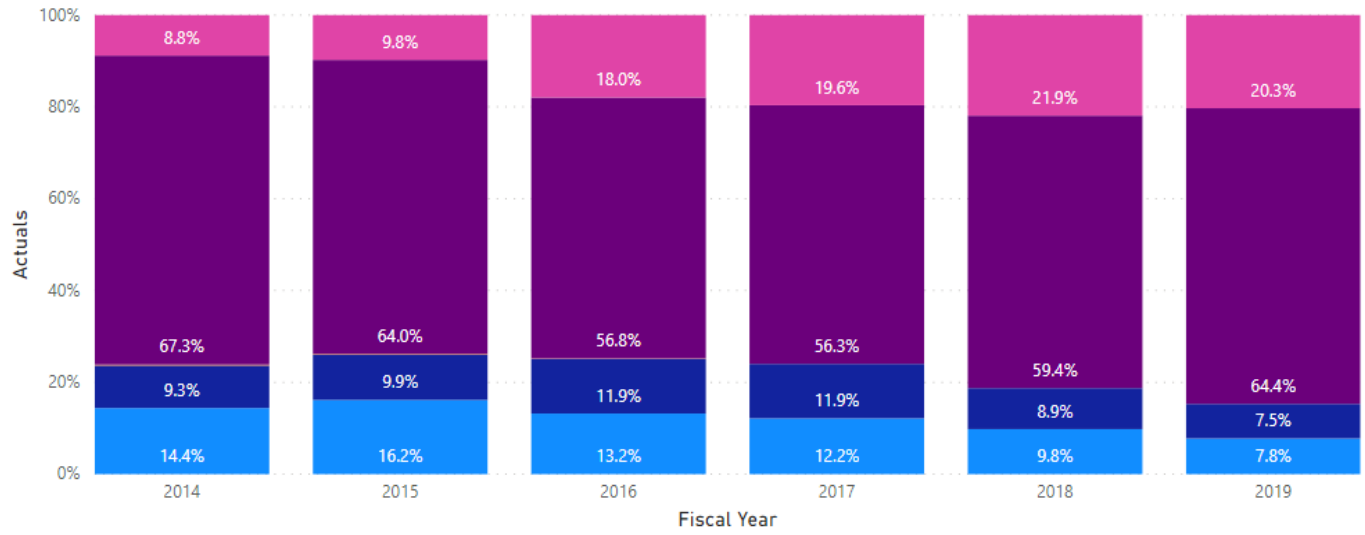
### Actuals by Fiscal Year and Expenditure Account

Expenditure Account ● 61000 Personal Services ● 62000 Operating Expenses



### Actuals by Fiscal Year and Expenditure Account

Expenditure Account ● 61000 Personal Services ● 62000 Operating Expenses ● 63000 Equipment & Intangible Assets ● 66000 Grants ● 68000 Transfers-out



Expenditure Account	Fiscal Year	Actuals
61000 Personal Services	2014	1,173,243.30
61000 Personal Services	2015	1,248,843.94
61000 Personal Services	2016	1,317,934.70
61000 Personal Services	2017	1,397,775.57
61000 Personal Services	2018	1,268,853.88
61000 Personal Services	2019	1,262,821.41
62000 Operating Expenses	2014	755,468.80
62000 Operating Expenses	2015	764,145.69
62000 Operating Expenses	2016	1,188,922.50
62000 Operating Expenses	2017	1,363,785.40
62000 Operating Expenses	2018	1,152,813.85
62000 Operating Expenses	2019	1,222,497.35
63000 Equipment & Intangible Assets	2014	17,475.49
63000 Equipment & Intangible Assets	2015	12,394.92
63000 Equipment & Intangible Assets	2016	8,999.00
63000 Equipment & Intangible Assets	2017	0.00
63000 Equipment & Intangible Assets	2018	0.00
66000 Grants	2014	5,483,907.53
66000 Grants	2015	4,942,865.19
66000 Grants	2016	5,670,779.26
66000 Grants	2017	6,476,051.36
66000 Grants	2018	7,667,594.05
66000 Grants	2019	10,453,920.40
68000 Transfers-out	2014	719,171.00
68000 Transfers-out	2015	754,055.10
68000 Transfers-out	2016	1,791,150.01
68000 Transfers-out	2017	2,257,352.61
68000 Transfers-out	2018	2,828,480.76
68000 Transfers-out	2019	3,292,868.33
<b>Total</b>		<b>66,494,171.40</b>