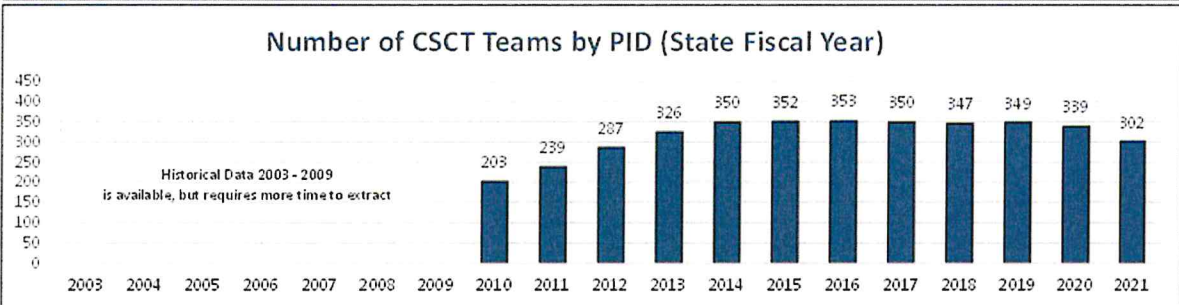
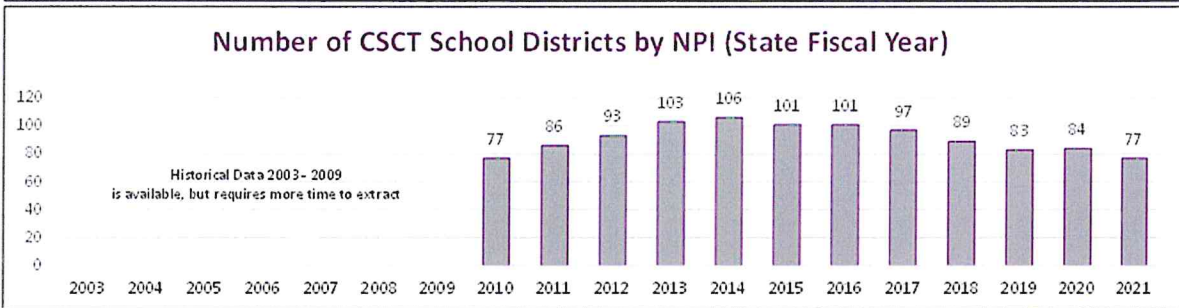
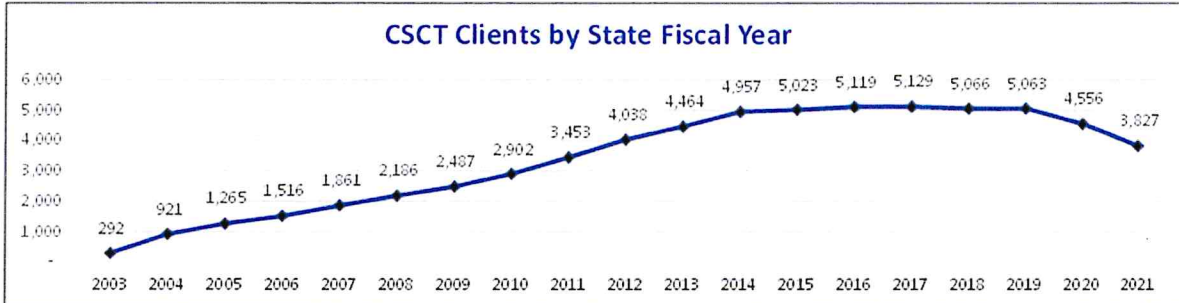


The data is based on date of service by state fiscal year (July 1 – June 30), which is consistent with our Medicaid reporting. We only graphed the history through SFY2021 since SFY2022 is incomplete. SFY2021 is still unfinished since providers have 365 days to bill, but SFY2021 should be nearly complete at this point and is still representative. Youth served, school districts, and teams are also included, but separate with a comparative point in time.



SFY2022 & SFY2021 CSCT Information - Same Point in Time

CSCT Partial Year Data (Comparable timeframes)	CSCT Clients	School Districts (NPI)	CSCT Teams
SFY2022 as of December 6th 2021 (current pay period)	2,029	50	193
SFY2021 as of December 7th 2020 (comparable timeframe)	2,627	68	268