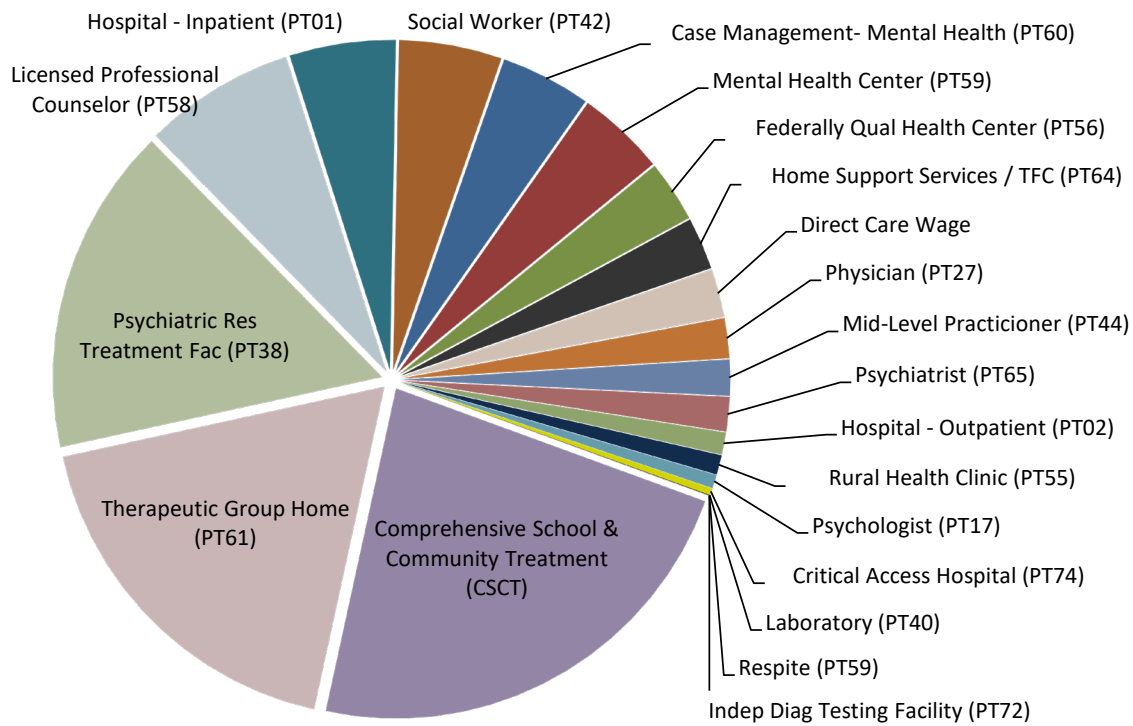
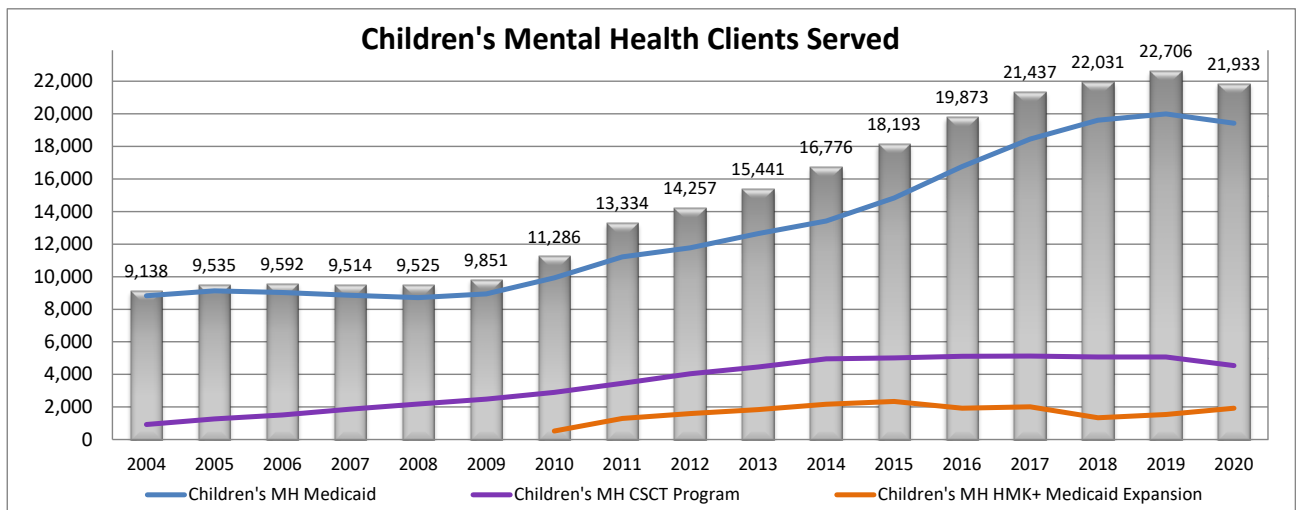
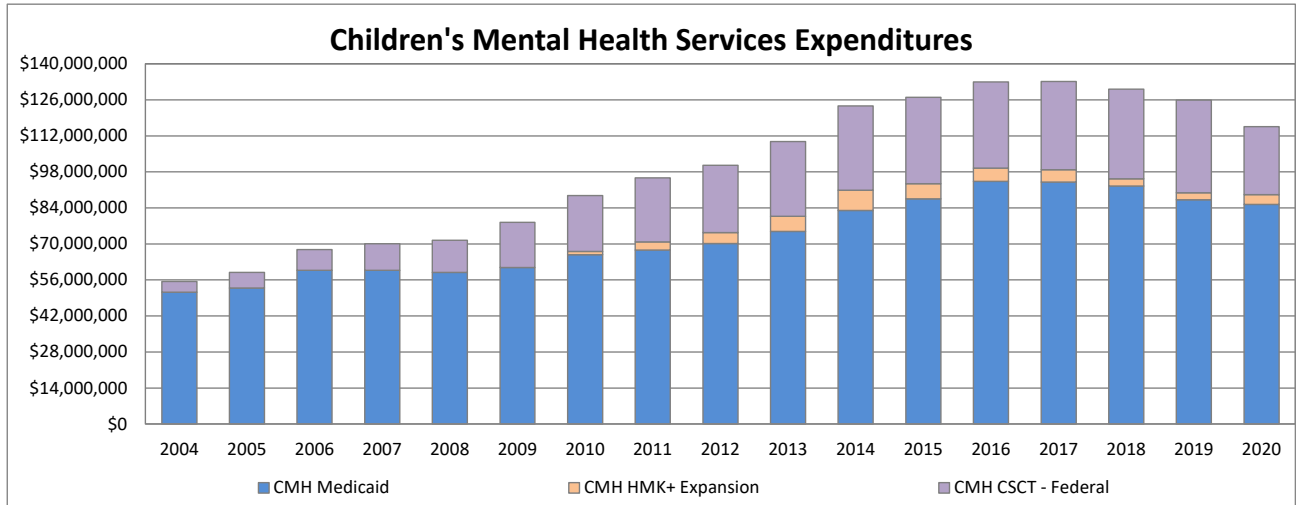


MEDICAID MENTAL HEALTH YOUTH
SFY 2020 To-Date Expenditures by Provider Type based on Dates of Service

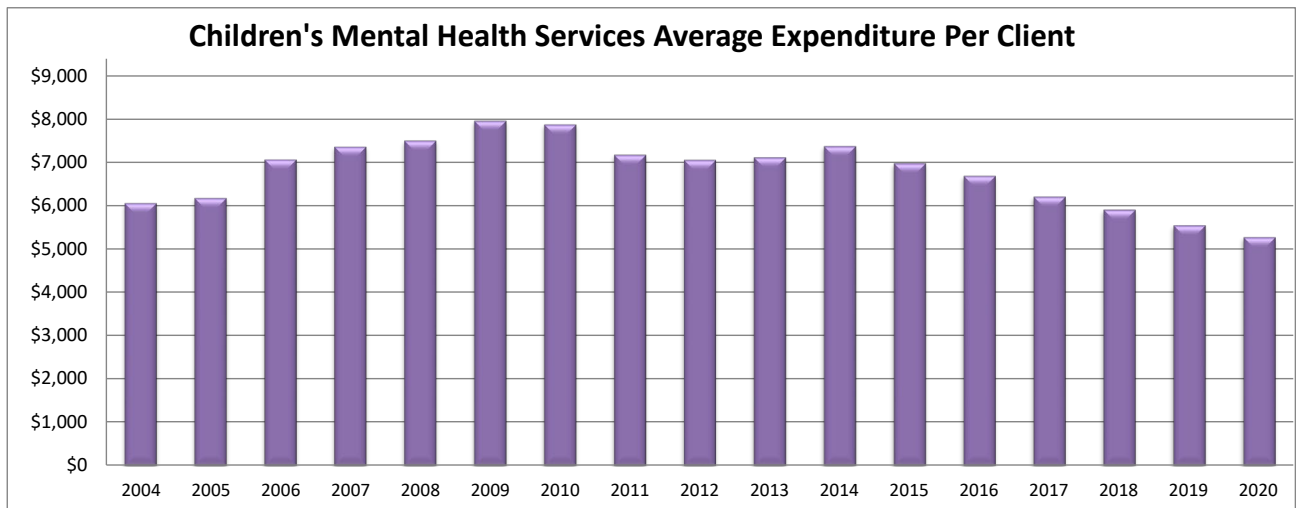


Service Expenditure	# Served	Expenditures	
* Comprehensive School & Community Treatment (CSCT)	4,535	\$ 26,442,847	22.9%
* Therapeutic Group Home (PT61)	685	\$ 20,994,137	18.2%
* Psychiatric Res Treatment Fac (PT38)	469	18,575,950	16.1%
* Licensed Professional Counselor (PT58)	8,366	8,570,852	7.4%
* Hospital - Inpatient (PT01)	858	6,032,857	5.2%
* Social Worker (PT42)	6,158	5,842,067	5.1%
* Case Management- Mental Health (PT60)	3,654	5,137,241	4.4%
* Mental Health Center (PT59)	1,541	5,004,220	4.3%
* Federally Qual Health Center (PT56)	2,166	3,497,951	3.0%
* Home Support Service / Therap Foster Care (PT64)	613	2,961,988	2.6%
* Direct Care Wage (CMHB) - Not a Service Type		2,726,456	2.4%
* Physician (PT27)	6,717	2,255,695	2.0%
* Mid-Level Practitioner (PT44)	4,236	2,040,456	1.8%
* Psychiatrist (PT65)	2,404	1,947,853	1.7%
* Hospital - Outpatient (PT02)	1,638	1,258,616	1.1%
* Rural Health Clinic (PT55)	1,263	1,110,462	1.0%
* Psychologist (PT17)	1,164	766,136	0.7%
* Critical Access Hospital (PT74)	476	376,970	0.3%
* Laboratory (PT40)	358	40,345	0.0%
* Respite (PT59)	71	21,326	0.0%
* Indep Diag Testing Facility (PT72)	3	819	0.0%
Total Children's Medicaid Mental Health and CSCT	21,933	\$ 115,605,243	100%

‡ Expenditures through December 1, 2020 based on Date of Service. Includes CHIP funded HMK+ Medicaid Expansion.



**Note that children can be in more than one group during the year, but the total client figure is unduplicated.*



**Children's Mental Health Bureau Medicaid Services
Children's Mental Health Expenditure Summary by Source SFY 2020**

	<u>SFY2020</u> <u>Clients</u>	<u>SFY2020</u> <u>Expenditures</u>	<u>Average</u> <u>Per Client</u>
<u>Children's Mental Health (CMH)</u>			
CMH Medicaid Services	19,427	\$ 85,407,325	\$4,396
CMH Medicaid Comprehensive School & Community Treatment (CSCT)	4,319	\$ 24,961,592	\$5,779
- Subtotal CMH Medicaid Client Services	20,684	\$ 110,368,917	\$5,336
<u>Children's Mental Health Healthy MT Kids Plus (HMK+) Expansion**</u>			
HMK+ Expansion (CHIP funded through HRD)	1,925	\$ 3,755,071	\$1,951
HMK+ Expansion CSCT (funded through HRD)	396	\$ 1,481,255	\$3,741
- Subtotal HMK+ Expansion Client Mental Health Services	2,040	\$ 5,236,326	\$2,567
Mental Health Unique Clients Served / Total Expenditures	21,933	\$ 115,605,243	\$5,271

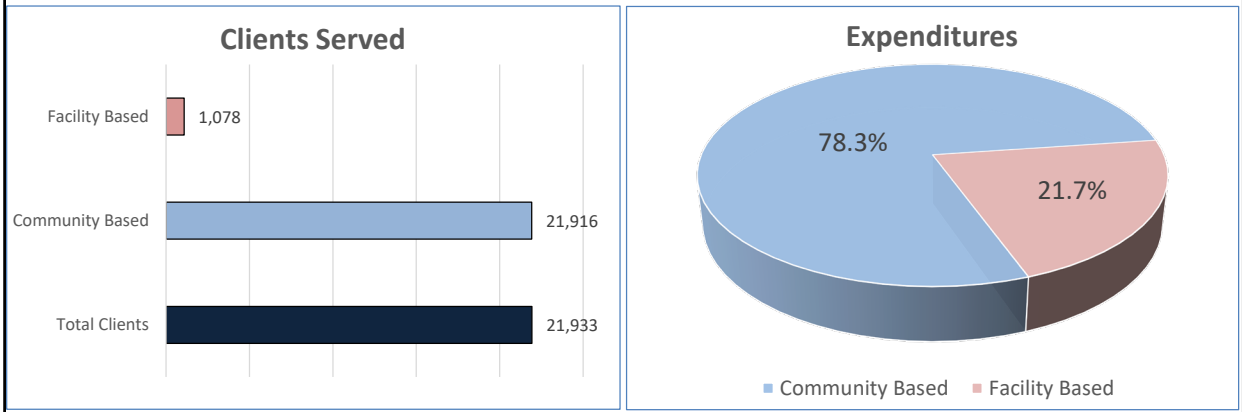
*SFY 2020 Figures as of 12/01/2020. Based on Date of Service. Since providers have 365 days to bill, expenditures are only partially complete for SFY2020. Typically by this date, CMH expenditures are approximately 99% complete for the year.

**All Healthy MT Kids Plus (HMK+) Medicaid Expansion expenditures are matched with CHIP funding and the CHIP match rate. All HMK+ Medicaid expansion (CHIP funded) expenditures are paid through the Health Resources Division (HRD) and are not budgeted through the Children's Mental Health Bureau. The expenditures are shown in this section because they are mental health services managed within the Children's Mental Health Bureau. This provides the most complete picture of children's mental health services provided by DPHHS.

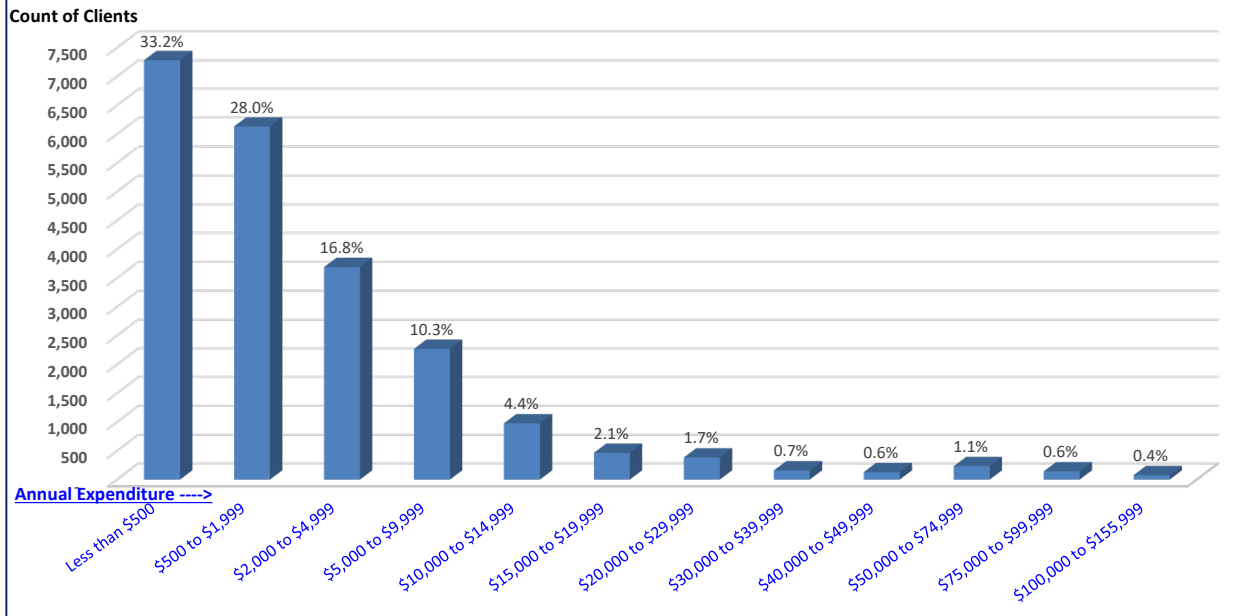
Prior to January 1, 2020 Comprehensive School & Community Treatment (CSCT) had a School match. The CSCT amounts shown does not include any School match

As illustrated in the chart, most clients that receive Comprehensive School & Community Treatment (CSCT) will also receive a mental health service outside of the CSCT program. Many clients will have eligibility in both HMK Medicaid and HMK+ Expansion during a year and that is why the unduplicated figure of 21,933 served is not equal to the sum of both programs listed in the table.

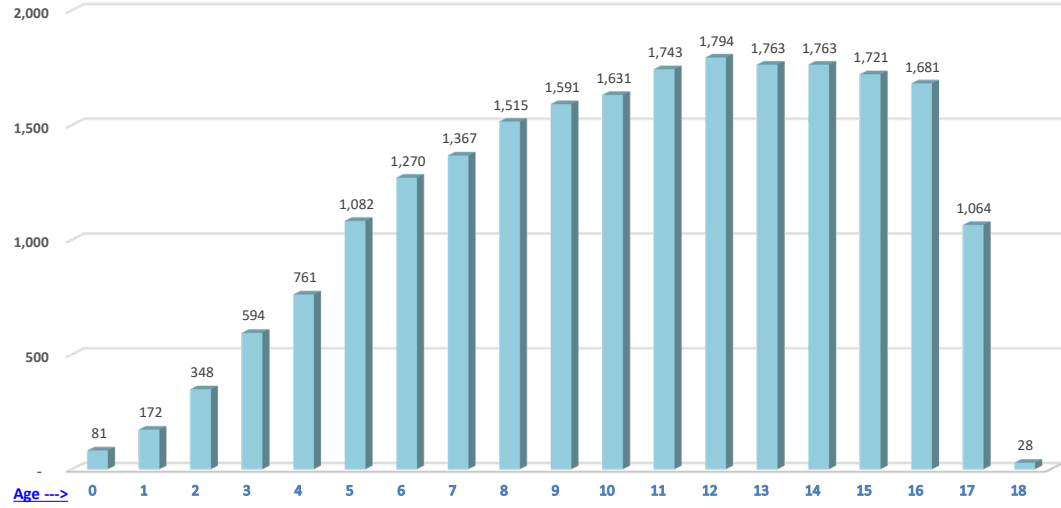
Children's Mental Health - Community Based Services and Facility Based Services



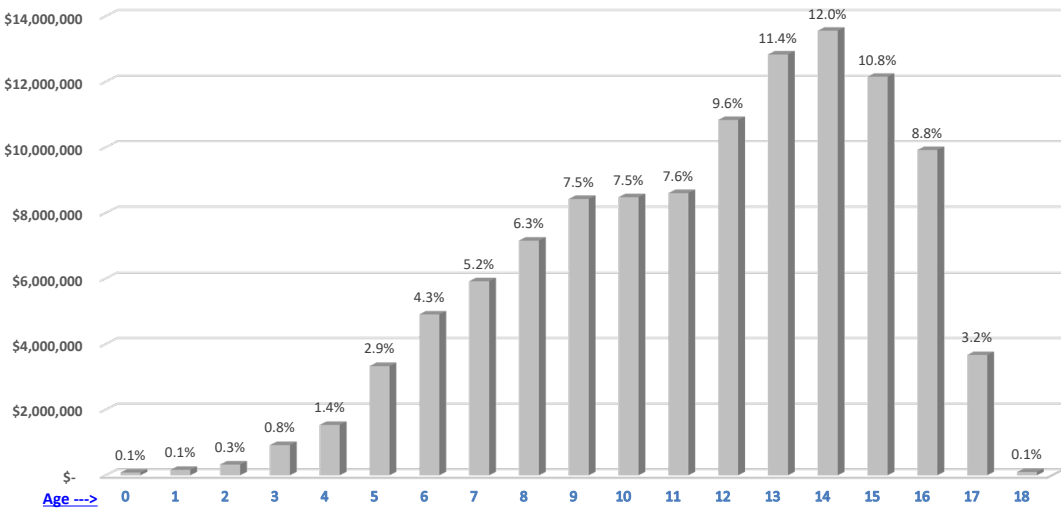
Children's Mental Health - Number of Clients by SFY2020 Annual Expenditure Amount



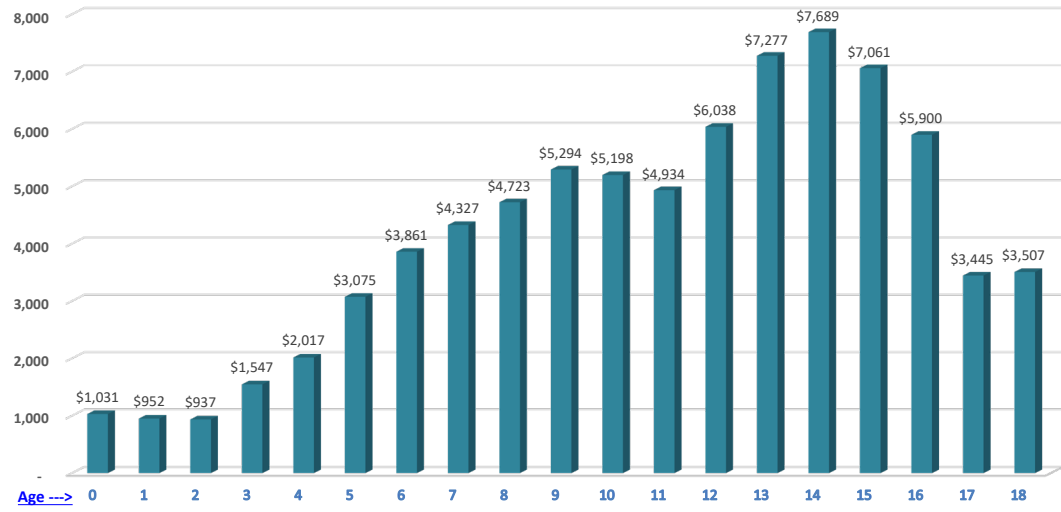
Children's Mental Health - Number of Clients by Age SFY2020



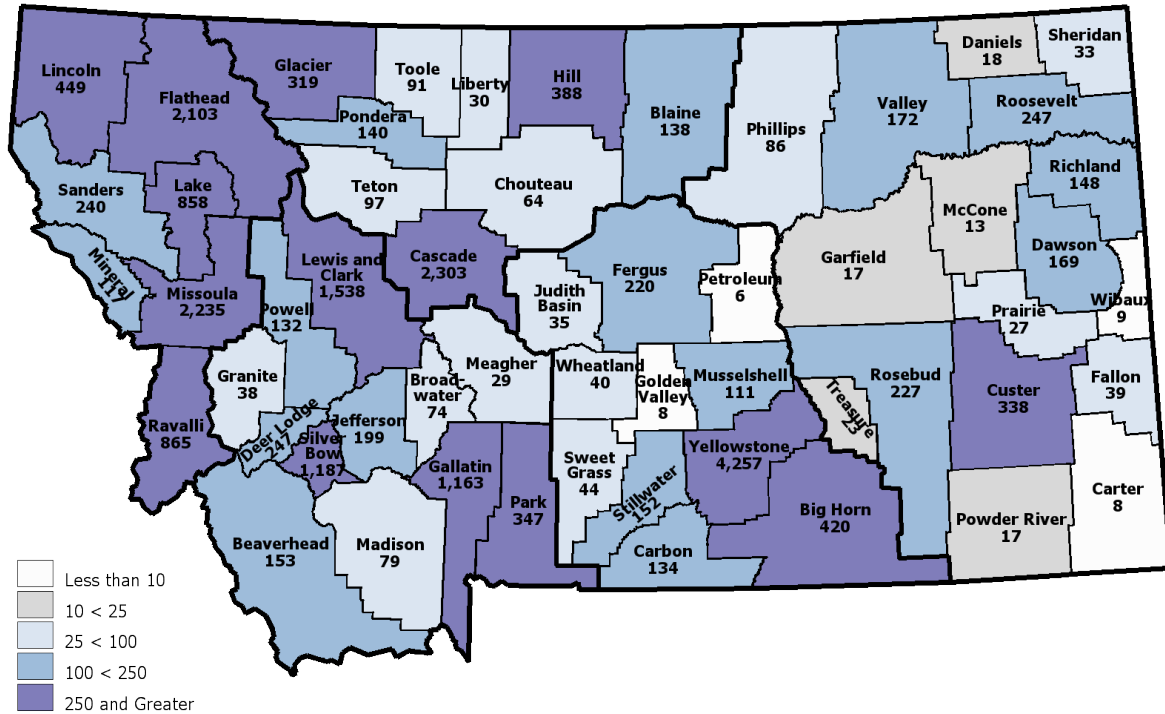
Children's Mental Health - Expenditures by Age SFY2020



Children's Mental Health - Average Expenditure by Age SFY2020



DPHHS Children's Mental Health Services FY2020 Number of Youth Served



DPHHS Children's Mental Health Services FY2020 Expenditures by County

