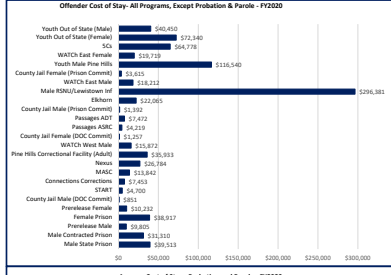
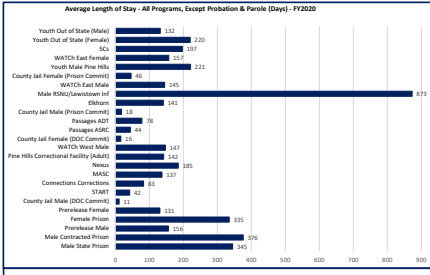
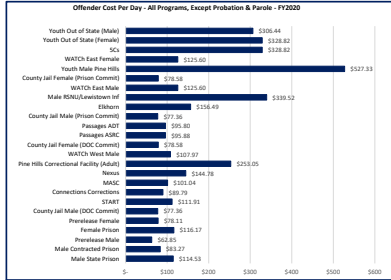
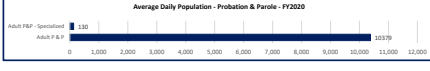
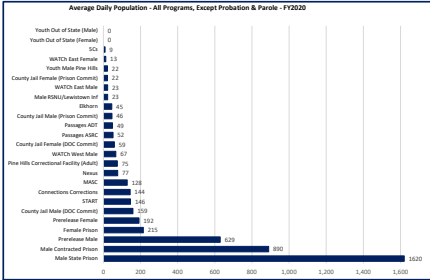


All Programs Average Daily Population, Offender Cost Per Day, Average Length of Stay, Offender Cost Per Stay FY2019 and FY2020

Based on average length of stay and average cost per day, includes administrative costs

2020	Column1	Average Length of Stay	Average Daily Population	Offender Cost Per Day	Offender Cost Per Stay
	Male State Prison	345	1620	\$ 114.93	\$ 39,532.85
	Male Contracted Prison	176	890	\$ 83.77	\$ 1,309.52
	PreRelease Male	156	829	\$ 82.80	\$ 9,824.60
	Female Prison	335	215	\$ 116.17	\$ 38,919.95
	PreRelease Female	131	190	\$ 78.31	\$ 10,232.41
	County Jail Male (DOC Comm)	11	109	\$ 77.98	\$ 850.96
	START	42	146	\$ 111.91	\$ 4,700.22
	Connections Corrections	83	144	\$ 89.79	\$ 7,452.57
	MASC	137	104	\$ 101.94	\$ 13,843.46
	Neus	185	77	\$ 144.78	\$ 76,784.30
	Pine Hills Correctional Facility (Adult)	142	75	\$ 253.06	\$ 36,893.10
	WATCH West Male	147	59	\$ 107.87	\$ 15,871.99
	County Jail Female (DOC Comm)	36	59	\$ 95.88	\$ 4,218.72
	Passages ASAC	78	49	\$ 95.88	\$ 4,218.72
	Passages ADT	44	52	\$ 95.88	\$ 4,218.72
	County Jail Male (Prison Comm)	15	46	\$ 77.36	\$ 1,392.48
	Elkhorn	141	45	\$ 156.49	\$ 22,065.09
	Male RSNU/Lewisohn Inf	873	23	\$ 139.12	\$ 296,380.92
	WATCH East Male	145	73	\$ 125.60	\$ 18,212.00
	County Jail Female (Prison Comm)	46	22	\$ 78.58	\$ 1,614.68
	Youth Male Pine Hills	221	22	\$ 127.88	\$ 116,339.91
	WATCH East Female	157	13	\$ 125.60	\$ 19,715.20
	SCS	197	8	\$ 128.82	\$ 64,772.54
	Youth Out of State (Female)	220	0	\$ 228.82	\$ 72,340.40
	Youth Out of State (Male)	132	0	\$ 206.61	\$ 69,450.08

Program	Average Length of Stay	Average Daily Population	Offender Cost Per Day	Offender Cost Per Stay
Adult P & P	379	10379	\$ 6.41	\$ 2,429.39
Adult P & P - Specialized	139	139	\$ 14.51	\$ 2,002.45



FY2019	Program	Average Length of Stay	Average Daily Population	Offender Cost Per Day	Offender Cost Per Stay
	Male State Prison	322	1627	\$ 104.98	\$ 33,630.36
	Male Contracted Prison	152	868	\$ 77.12	\$ 1,216.64
	PreRelease Male	153	837	\$ 86.80	\$ 10,228.06
	Female Prison	278	236	\$ 107.89	\$ 29,993.42
	PreRelease Female	127	186	\$ 79.67	\$ 10,118.09
	START	40	135	\$ 112.07	\$ 4,482.80
	Connections Corrections	60	136	\$ 89.79	\$ 5,874.40
	MASC	161	135	\$ 103.78	\$ 16,708.58
	County Jail Male (DOC Comm)	30	124	\$ 77.36	\$ 2,520.80
	WATCH West Male	157	76	\$ 88.65	\$ 14,075.05
	Neus	195	69	\$ 124.69	\$ 34,045.05
	Pine Hills Correctional Facility (Adult)	170	61	\$ 162.60	\$ 27,642.00
	Passages ASAC	29	55	\$ 94.87	\$ 4,736.78
	County Jail Female (DOC Comm)	20	54	\$ 77.36	\$ 1,555.60
	Passages ADT	63	46	\$ 100.06	\$ 4,603.76
	Youth Male Pine Hills	180	38	\$ 124.52	\$ 84,413.60
	Elkhorn	103	33	\$ 200.60	\$ 20,663.80
	Quentin Parole (Male and Female)	184	21	\$ 91.21	\$ 4,176.24
	County Jail Male (Prison Comm)	146	23	\$ 77.36	\$ 1,924.56
	WATCH East Male	156	23	\$ 119.12	\$ 18,613.92
	WATCH East Female	140	20	\$ 119.12	\$ 18,704.80
	Male RSNU/Lewisohn Infirmary	1180	93	\$ 134.27	\$ 93,945.47
	County Jail Female (Prison Comm)	36	15	\$ 77.36	\$ 1,247.68
	SCS	222	6	\$ 172.26	\$ 82,647.72
	Youth Out of State (Female)	178	2	\$ 172.26	\$ 60,262.36
	Youth Out of State (Male)	74	1	\$ 872.36	\$ 27,847.24

NOTE: RSNU was only operating for a few months in FY2019
NOTE: PreRelease TVSP/DO programs are not documented in OIMS. Length of stays are approximate.

