



Montana Board of Pardons and Parole

1002 Hollenbeck Road, Deer Lodge, MT 59722 || 406-846-1404

Greg Gianforte, Governor

Steve K. Hurd, Board Chair

December 27, 2021

TO: Law & Justice Committee

FROM: Joe McElroy
Chief of Staff

RE: Response from October 28, 2021, Law & Justice Committee Hearing

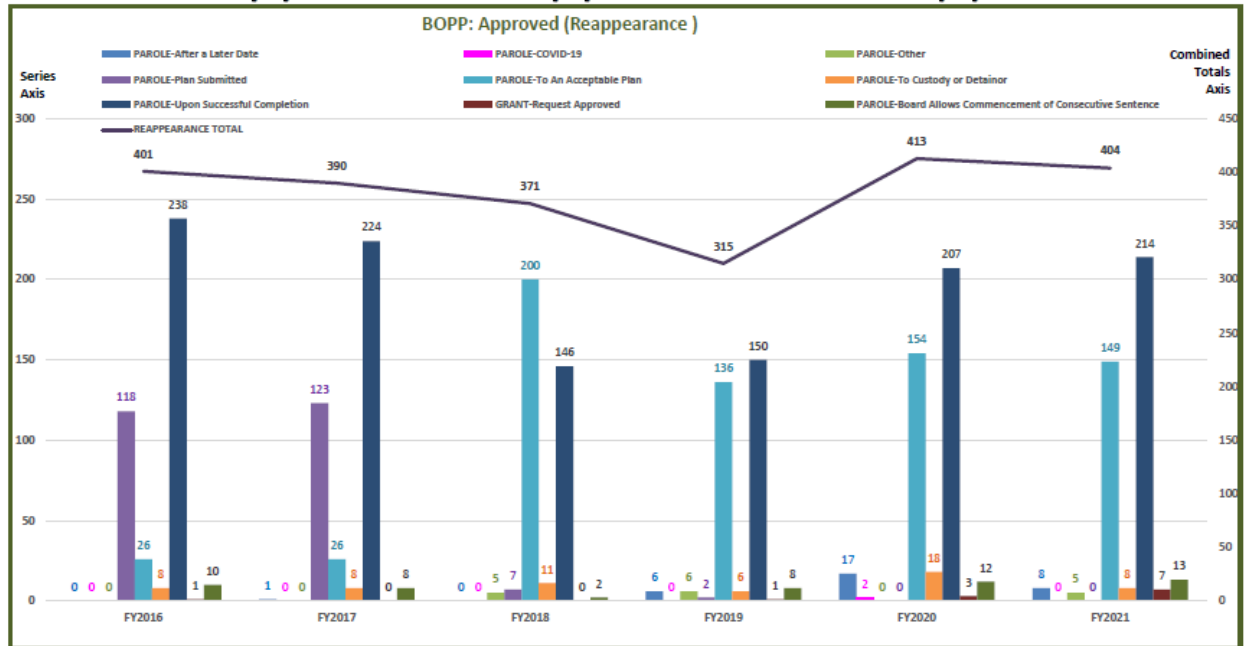
The Board of Pardons and Parole was delayed in its response to questions asked October 28, 2021. I sincerely apologize for the delay. I held the response until now, as there were data issues in Offender Management Information System (OMIS) which required programmers within the Statical Data Quality Division to address. After further review, it was discovered some of the data was double counted when entering the GLS score due to adding separate notes to the GLS score. This reflected inflated data going back to 2017. This has now been addressed and reviewed by the Montana Department of Corrections Communication Director for dissemination. I was also given assistance by Statistics and Data Quality Division to ensure responses were adequately explained.

At the request of Senator Weber, I have attached "*Statistics by Gender*" and, included in this memo shows "Parole Success vs. Failure by Year" which indicates recidivism rate as requested by Representative Usher.

- "Parole – Other" generally is when either special conditions have been applied or if conditions have been removed or modified. It also applies to paroles to Interstate Compact. BOPP staff members are documenting the decision type for the BOPP record.
- COVID 19 are decisions based on considerations for medical conditions concerning COVID 19.
- Pursuant to Senator Regier request, I located information on the 2015 Biennial Report which shows accreditation cost as \$10,100.

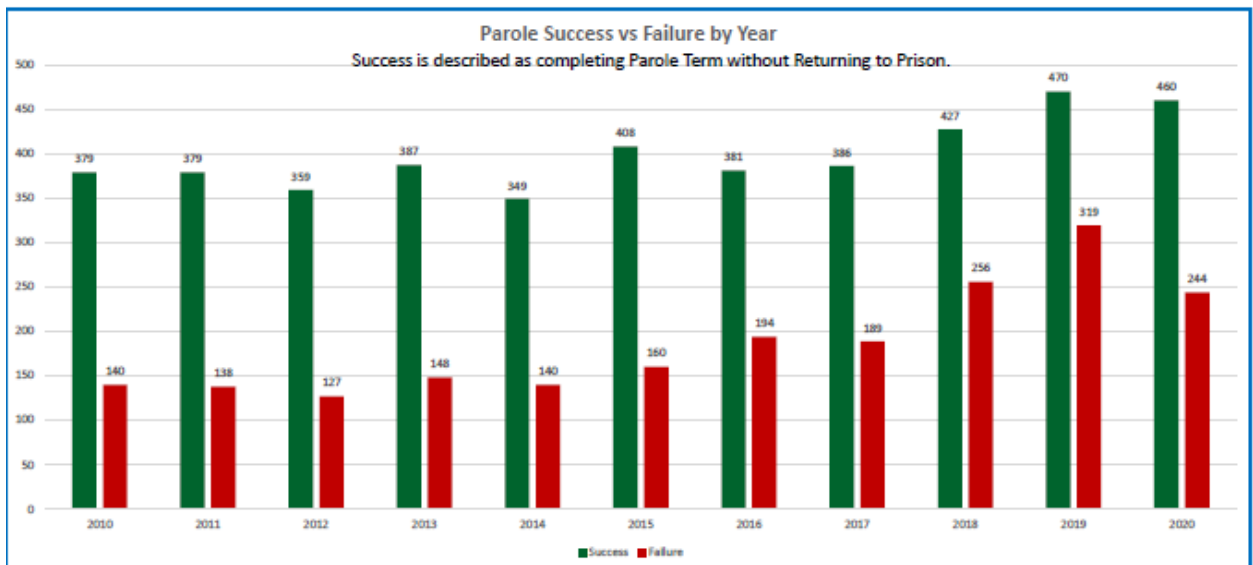
- On the Appearance Type charts, the right-side axis is the axis for the trend line for totals since that is a bigger number than the chart levels represented by the axis on the left.

BOPP Approvals – Approved on Reappearance



- Recidivism – that is the Parole Success vs Failure by Year. A success indicates that the offender successfully completed his/her parole term without returning to prison. Failure indicates that they returned to prison prior to completing the parole term. “Parole Term” indicates the period when the offender was on parole, prior to moving to another status of Released, Probation, etc. Years indicate the year that the parole status ended (i.e. returned to prison, moved to suspended sentence or discharged supervision).

Parole Success vs. Failure By Year



BOPP Statistics FY 2015 - 2021



**MONTANA BOARD OF
PARDONS AND PAROLE**

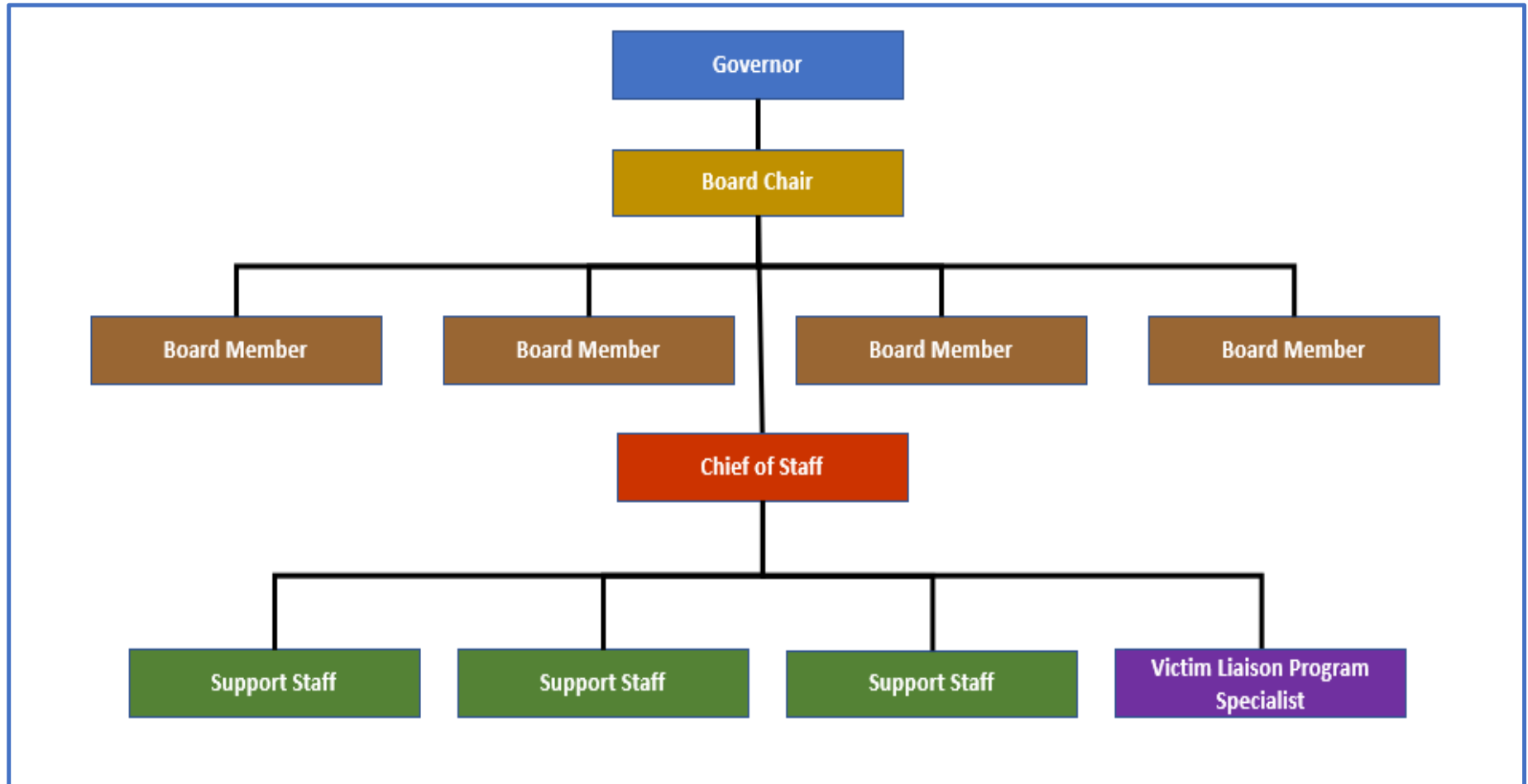
Data Quality Notice

- Last year, a data entry issue resulting from the addition of comments to Board of Pardons and Parole hearing files in the Offender Management Information System (OMIS), inadvertently inflated the total number of hearings conducted by the board. The problem was identified and has been corrected. The information provided today is accurate, although it does conflict with data previously distributed. We apologize for any inconvenience.

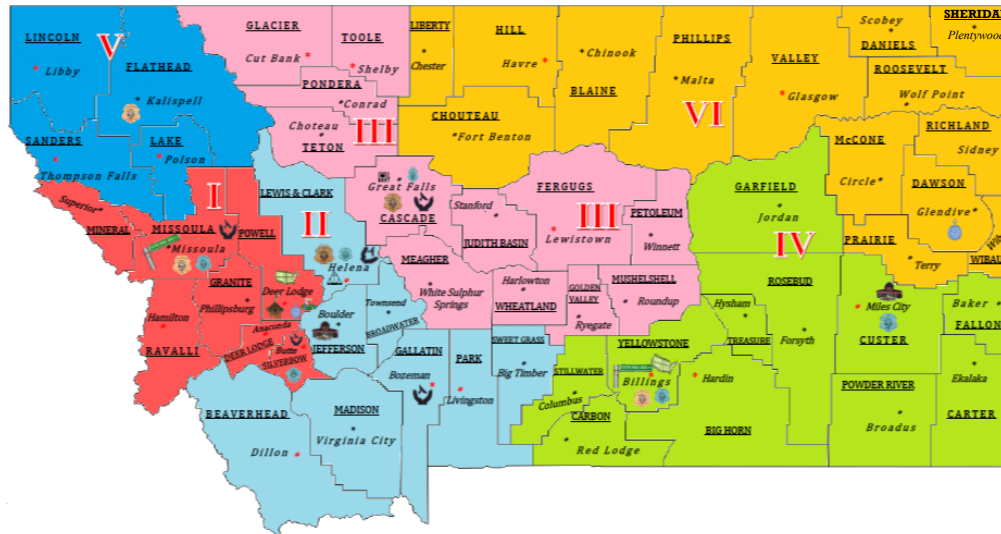
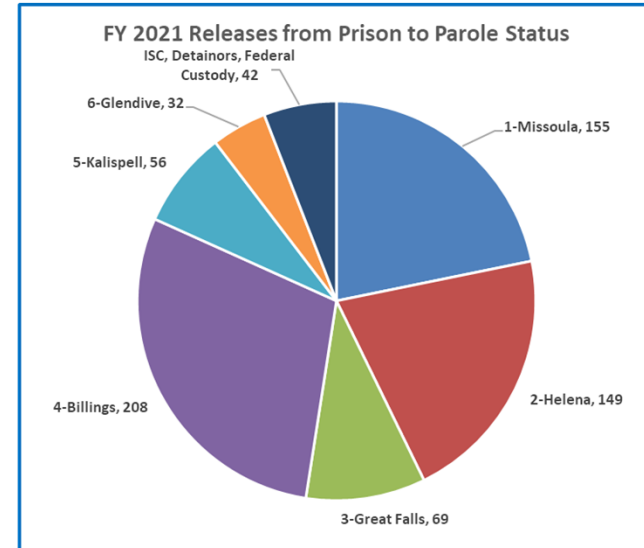
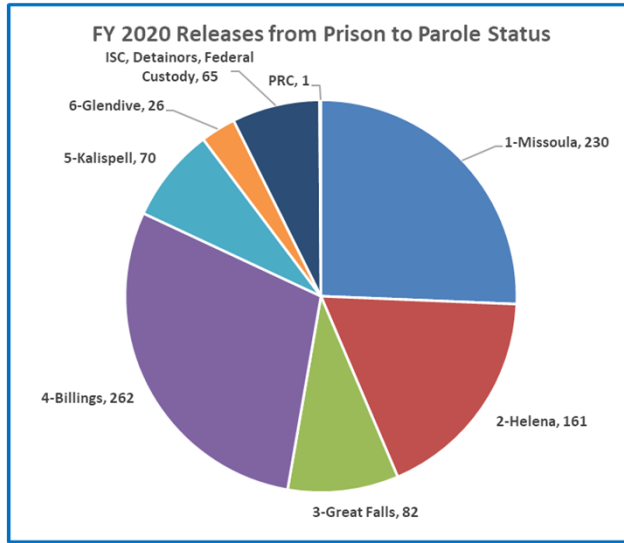
What's Been Happening at the BOPP?

- BOPP Hired a Chief of Staff (Joseph McElroy)
- Website Updated (recommended by CSG in 2017)
 - Victim Services Networking
 - Statistical Information
 - Organizational Flow Chart
 - Staff
- Extracted BOPP Hearing Data from MDOC Statistics and Data Quality Unit (Rob Kersch)
- Initiated reaccreditation through the American Correctional Association
 - Accreditation lapsed in June of 2019
- Reestablishing Membership of the Board through Association of Paroling Authorities International in Order To Establish Best Practices (organizational membership)
- Formal Meeting with Council of State Government on September 27th, 2021, to Discuss Technical Assistance Review and Statistical Information Review
- Formal Meeting with MDOC Legal Department Attorney to Review and Update Outdated Administrated Rules with a Targeted Publish Date of November 30th, 2021
- Updating Forms to Establish Consistency through the BOPP and Department of Corrections as a Whole

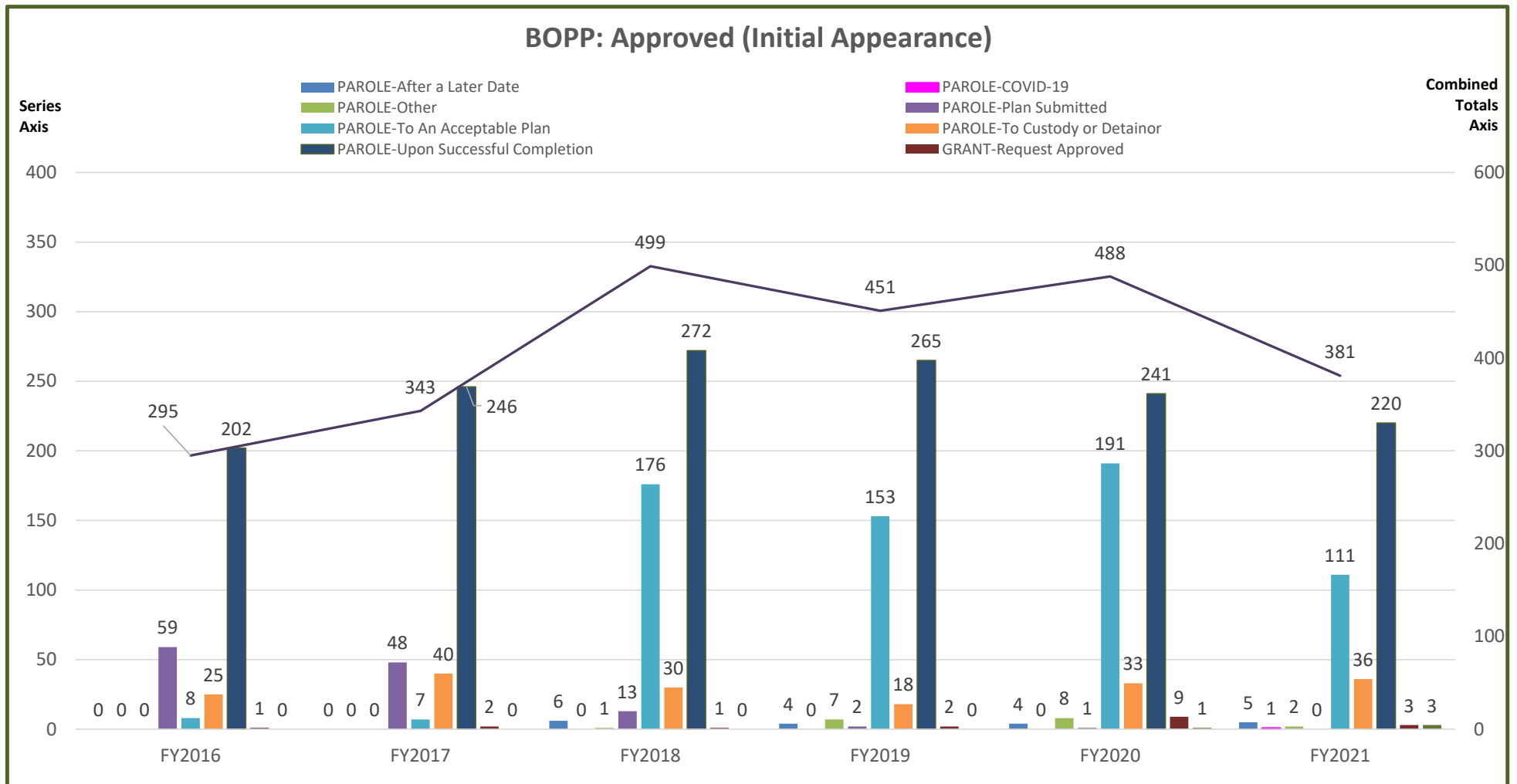
BOPP Organizational Chart



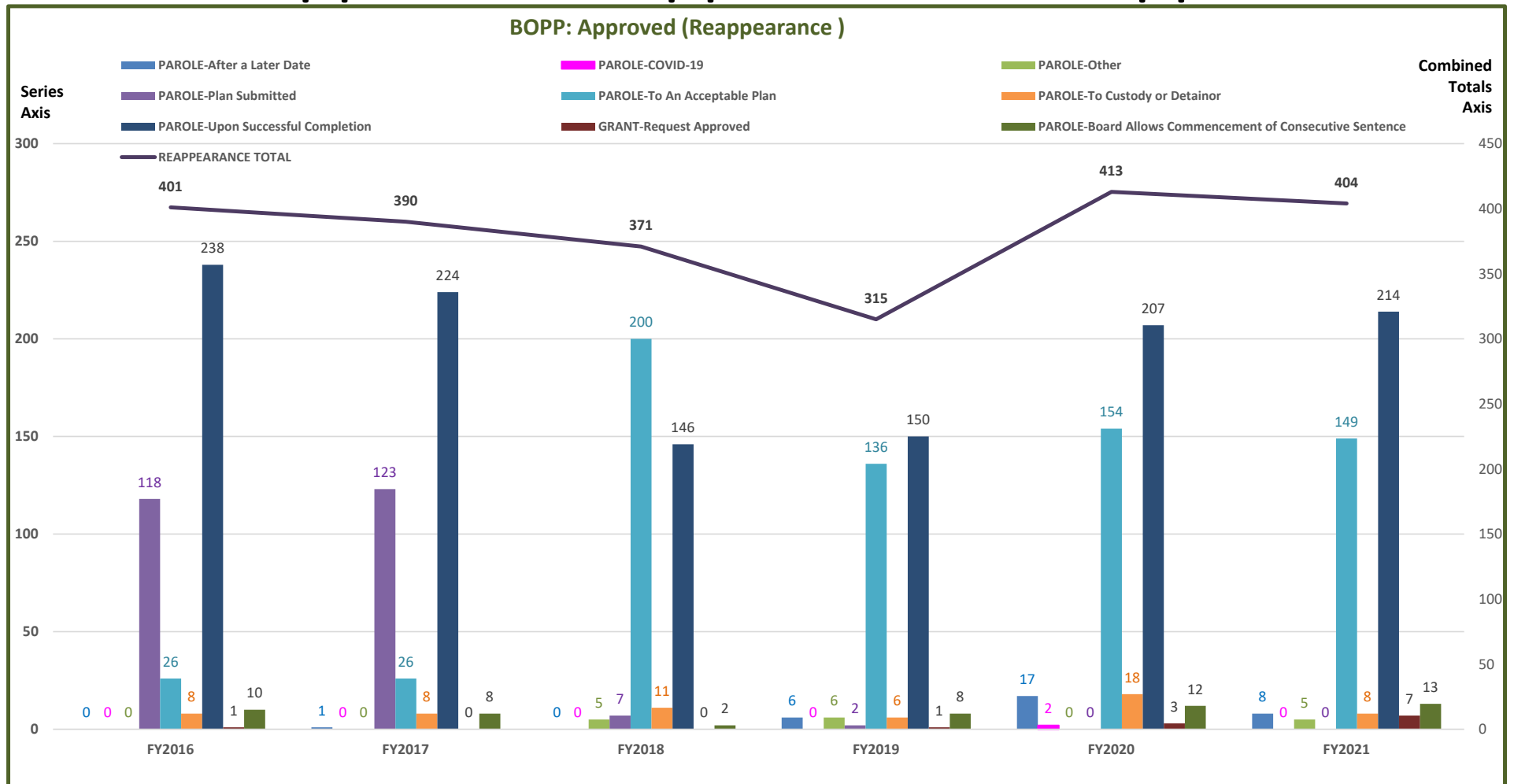
Releases from Prison to Parole Status



BOPP Approvals – Approved on Initial Appearance

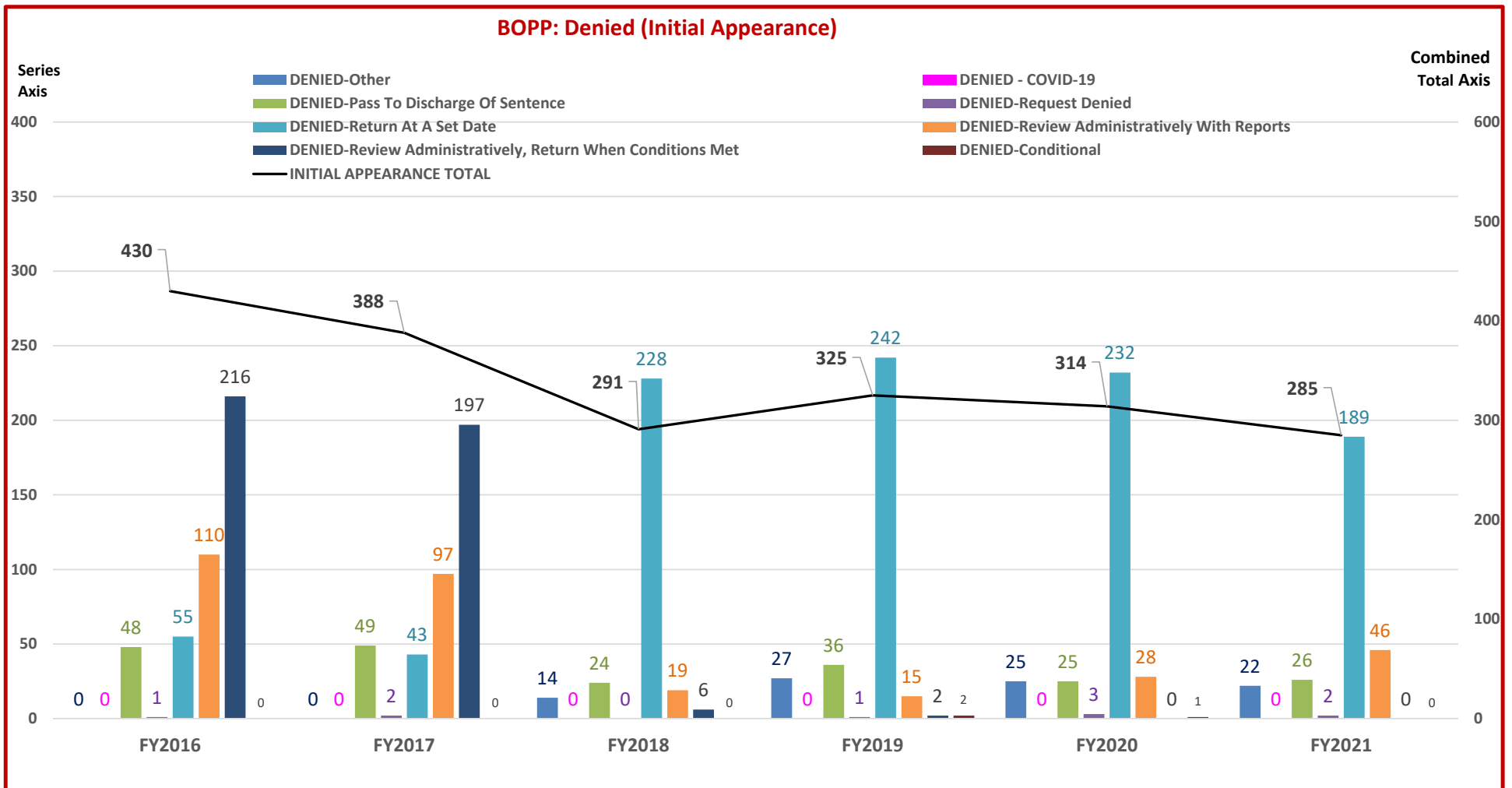


BOPP Approvals – Approved on Reappearance



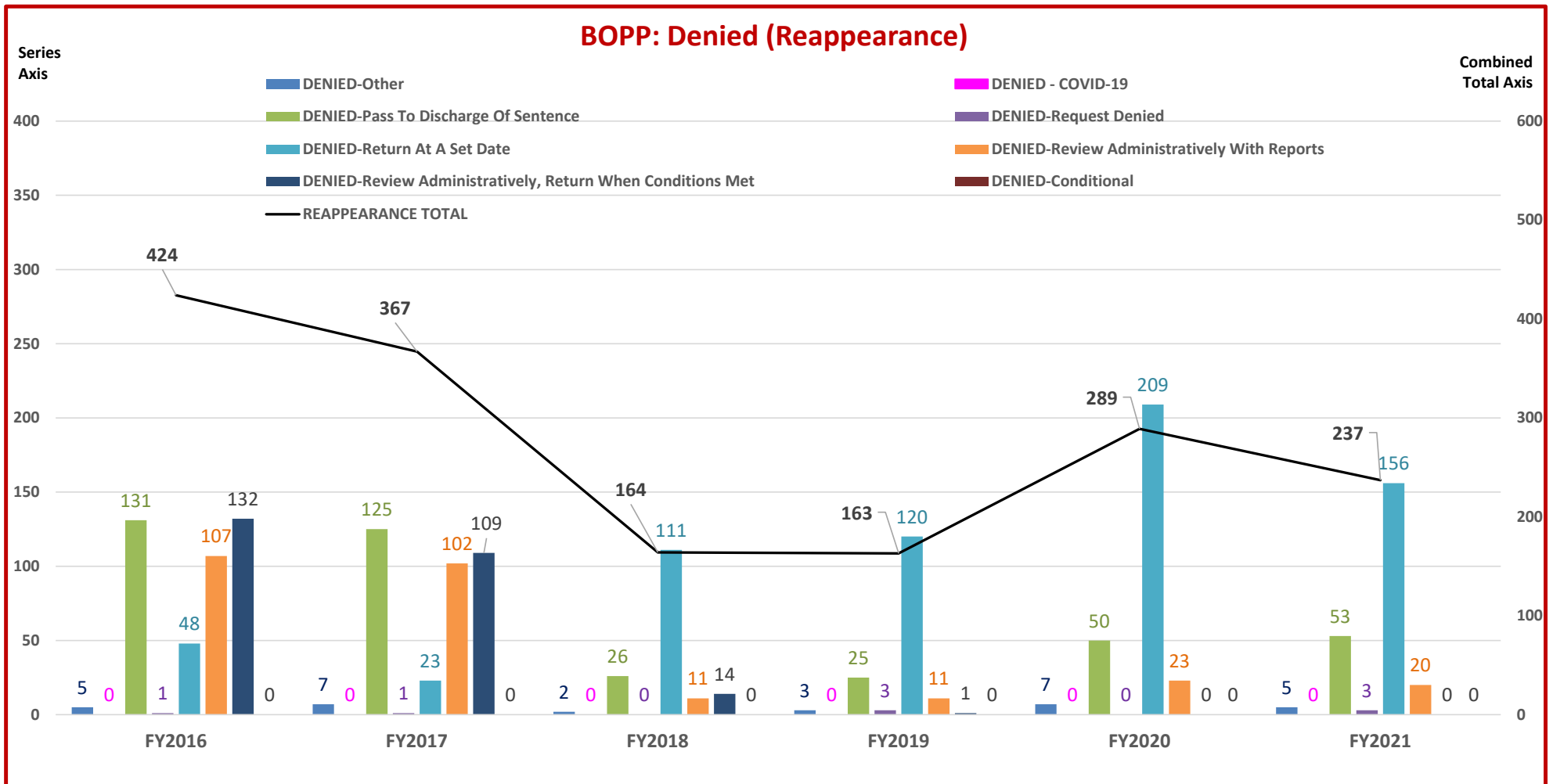
BOPP – Denied on Initial Appearance

BOPP: Denied (Initial Appearance)

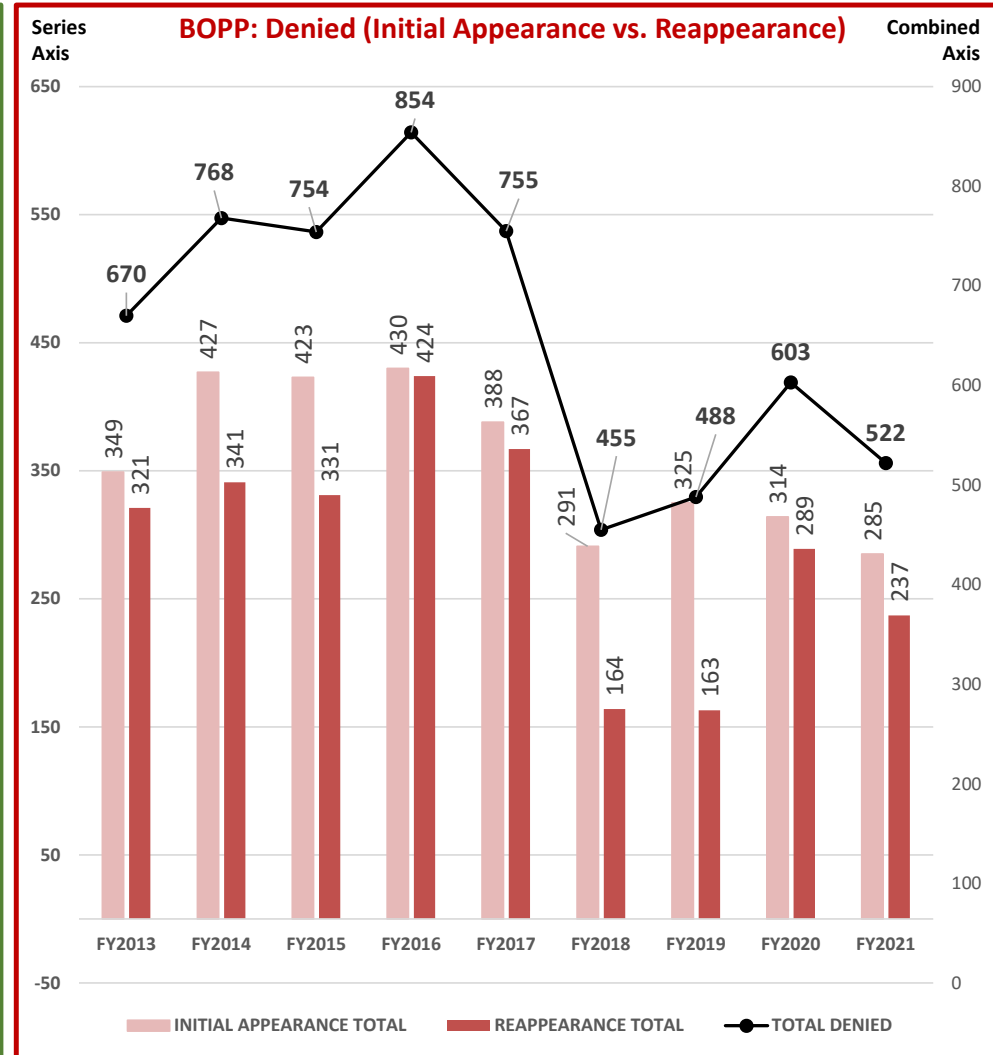
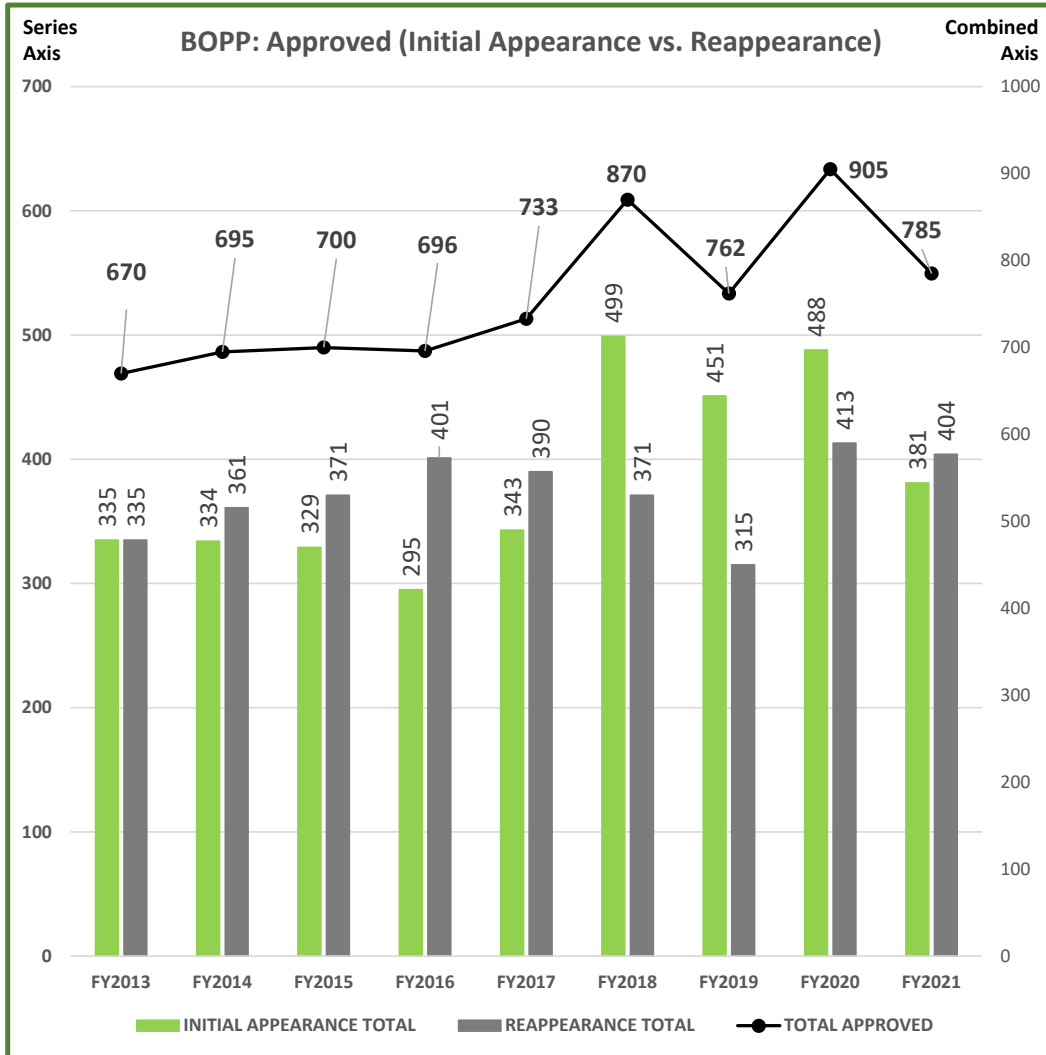


BOPP – Denied on Reappearance

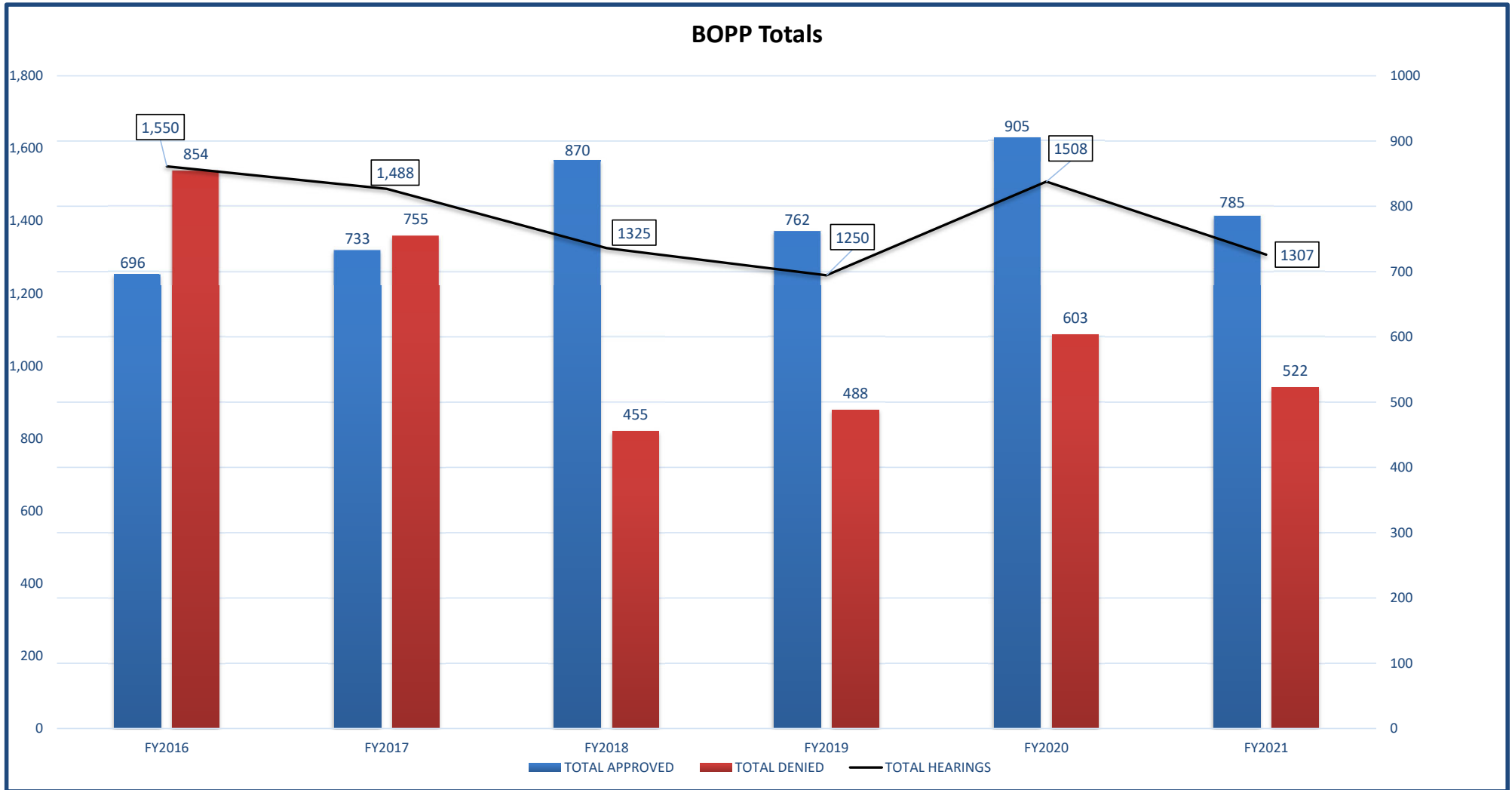
BOPP: Denied (Reappearance)



BOPP Approvals vs Denials Summary

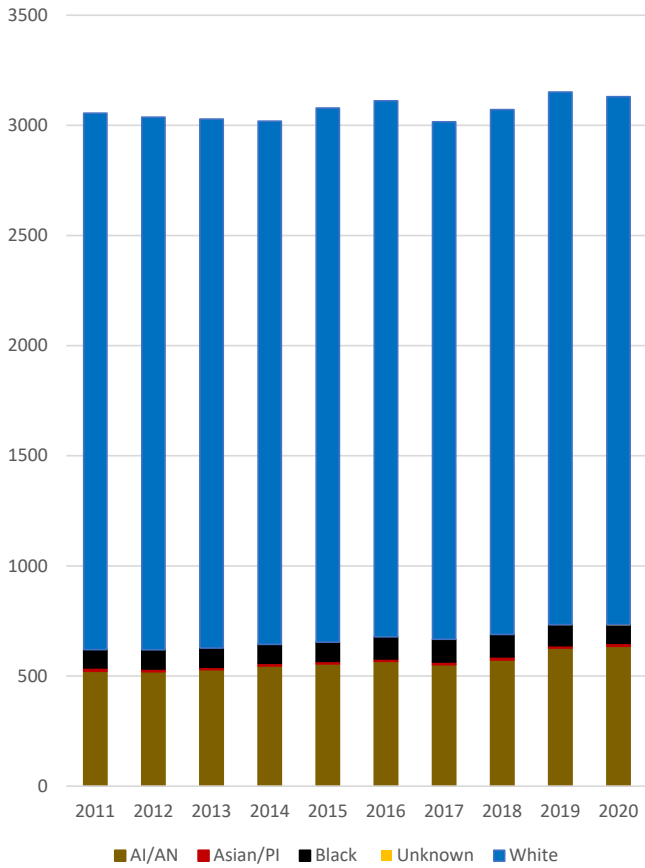


BOPP Totals – Approved vs. Denied on Initial and Reappearances

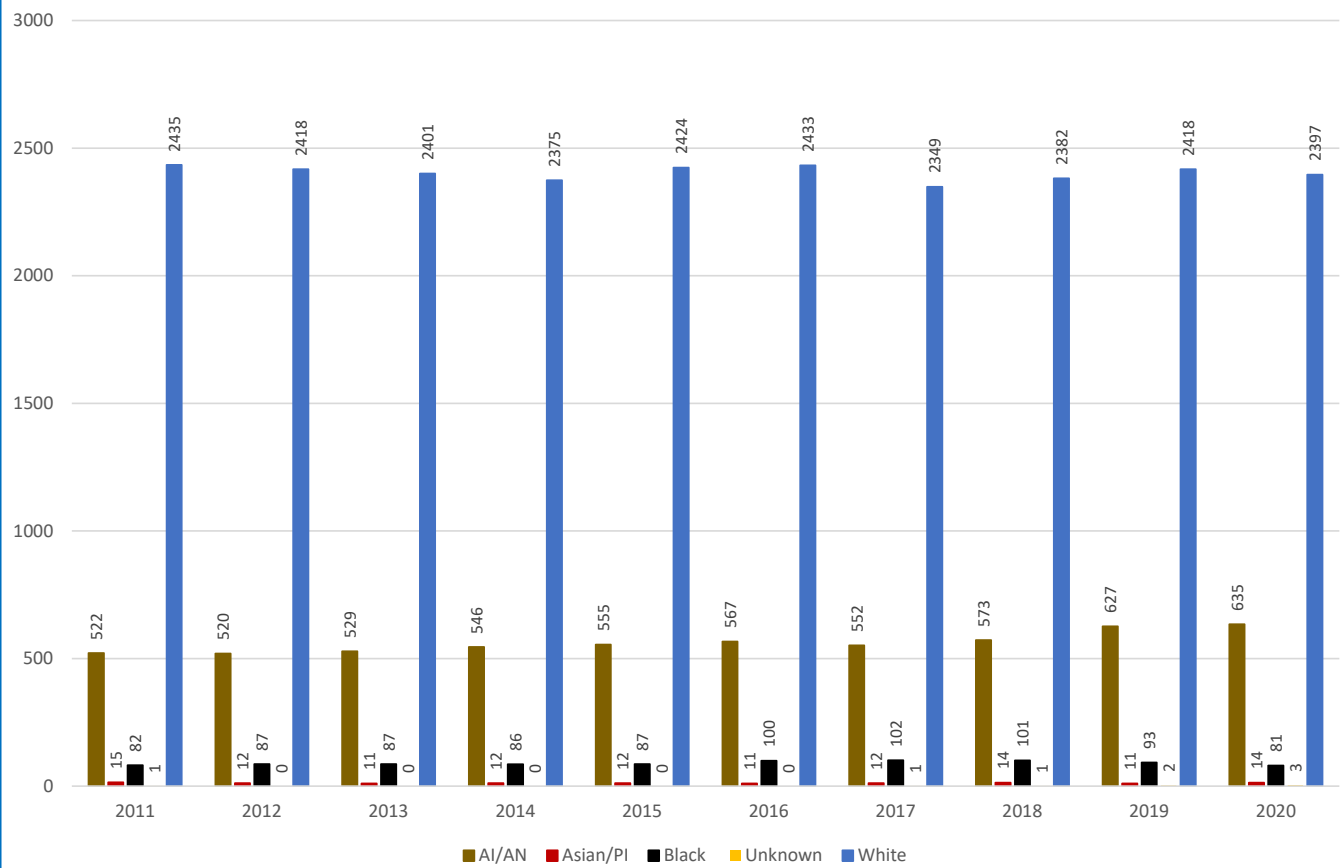


Offenders on Parole by Race for Calendar Years

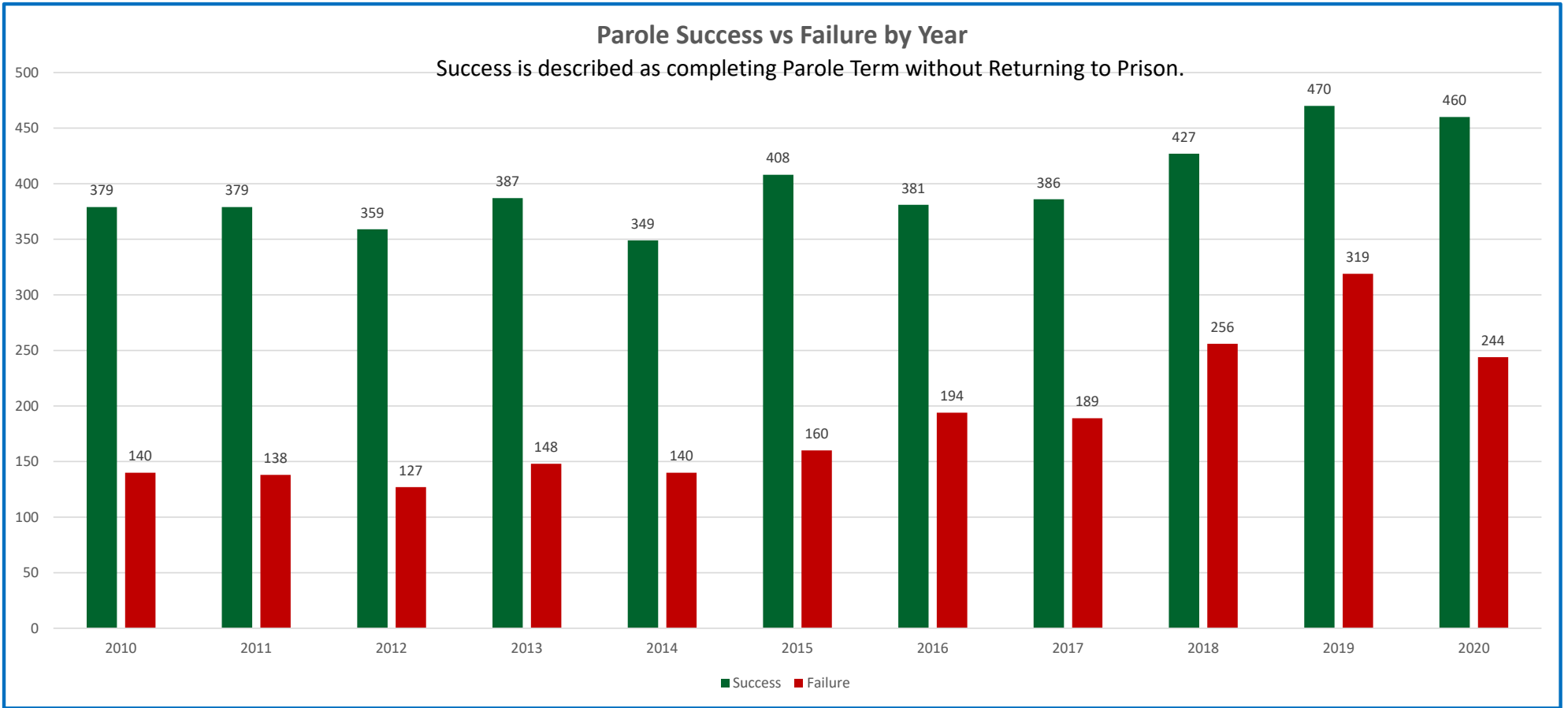
Offenders on Parole by Race for Calendar Years



Offenders on Parole by Race for Calendar Years

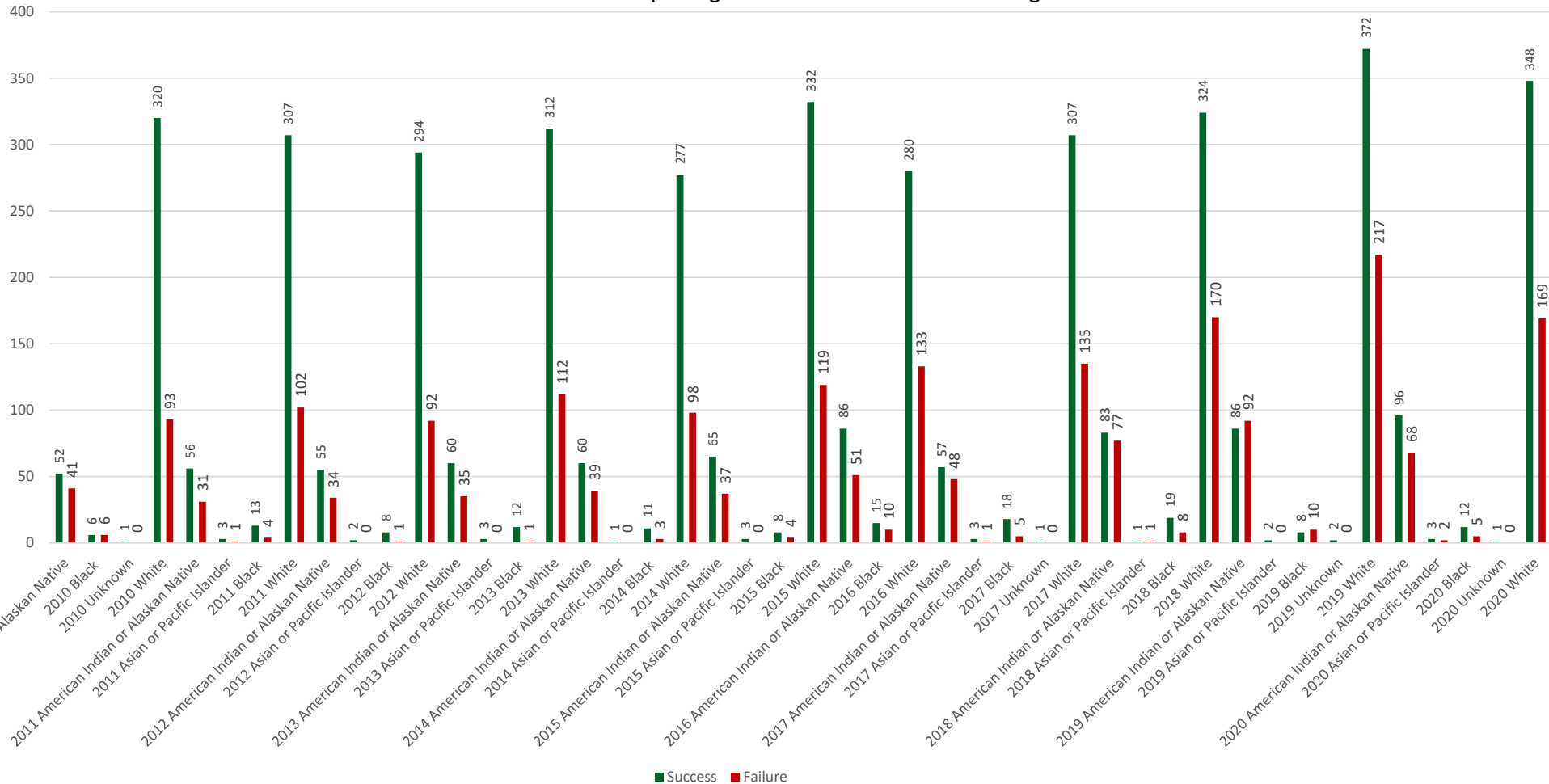


Parole Success vs. Failure By Year



Parole Success vs Failure by Year and Race

Parole Success vs Failure by Year and Race
 Success is described as completing Parole Term without Returning to Prison.



Approved – Initial and Reappearances

	Prior Fiscal Years									
Approved - Initial Appearance	FY2013	FY2014	FY2015	FY2016	FY2017	FY2018	FY2019	FY2020	FY2021	
PAROLE-After a Later Date	3	1	1	0	0	6	4	4	5	
PAROLE-COVID-19	N/A	N/A	N/A	N/A	N/A	N/A	N/A	0	1	
PAROLE-Other	0	0	0	0	0	1	7	8	2	
PAROLE-Plan Submitted	58	64	65	59	48	13	2	1	0	
PAROLE-To An Acceptable Plan	3	10	7	8	7	176	153	191	111	
PAROLE-To Custody or Detainor	31	34	27	25	40	30	18	33	36	
PAROLE-Upon Successful Completion	240	225	229	202	246	272	265	241	220	
GRANT-Request Approved	0	0	0	1	2	1	2	9	3	
PAROLE-Board Allows Commencement of Consecutive Sentence	0	0	0	0	0	0	0	1	3	
INITIAL APPEARANCE TOTAL	335	334	329	295	343	499	451	488	381	
Approved - Reappearance	FY2013	FY2014	FY2015	FY2016	FY2017	FY2018	FY2019	FY2020	FY2021	
PAROLE-After a Later Date	2	5	0	0	1	0	6	17	8	
PAROLE-COVID-19	N/A	N/A	N/A	N/A	N/A	N/A	N/A	2	0	
PAROLE-Other	0	0	0	0	0	5	6	0	5	
PAROLE-Plan Submitted	124	103	116	118	123	7	2	0	0	
PAROLE-To An Acceptable Plan	14	35	34	26	26	200	136	154	149	
PAROLE-To Custody or Detainor	7	3	9	8	8	11	6	18	8	
PAROLE-Upon Successful Completion	182	210	203	238	224	146	150	207	214	
GRANT-Request Approved	4	2	3	1	0	0	1	3	7	
PAROLE-Board Allows Commencement of Consecutive Sentence	2	3	6	10	8	2	8	12	13	
REAPPEARANCE TOTAL	335	361	371	401	390	371	315	413	404	
TOTAL APPROVED	670	695	700	696	733	870	762	905	785	

Denied – Initial and Reappearances

Denied - Initial Appearance	FY2013	FY2014	FY2015	FY2016	FY2017	FY2018	FY2019	FY2020	FY2021
DENIED-Other	0	1	0	0	0	14	27	25	22
DENIED - COVID-19	N/A	N/A	N/A	N/A	N/A	N/A	N/A	0	0
DENIED-Pass To Discharge Of Sentence	46	71	62	48	49	24	36	25	26
DENIED-Request Denied	0	0	0	1	2	0	1	3	2
DENIED-Return At A Set Date	54	58	63	55	43	228	242	232	189
DENIED-Review Administratively With Reports	83	96	93	110	97	19	15	28	46
DENIED-Review Administratively, Return When Conditions Met	166	201	205	216	197	6	2	0	0
DENIED-Conditional	0	0	0	0	0	0	2	1	0
INITIAL APPEARANCE TOTAL	349	427	423	430	388	291	325	314	285
Denied - Reappearance	FY2013	FY2014	FY2015	FY2016	FY2017	FY2018	FY2019	FY2020	FY2021
DENIED-Other	3	0	2	5	7	2	3	7	5
DENIED - COVID-19	N/A	N/A	N/A	N/A	N/A	N/A	N/A	0	0
DENIED-Pass To Discharge Of Sentence	113	106	96	131	125	26	25	50	53
DENIED-Request Denied	0	0	2	1	1	0	3	0	3
DENIED-Return At A Set Date	39	37	43	48	23	111	120	209	156
DENIED-Review Administratively With Reports	66	55	74	107	102	11	11	23	20
DENIED-Review Administratively, Return When Conditions Met	100	143	114	132	109	14	1	0	0
DENIED-Conditional	0	0	0	0	0	0	0	0	0
REAPPEARANCE TOTAL	321	341	331	424	367	164	163	289	237
	FY2013	FY2014	FY2015	FY2016	FY2017	FY2018	FY2019	FY2020	FY2021
TOTAL DENIED	670	768	754	854	755	455	488	603	522

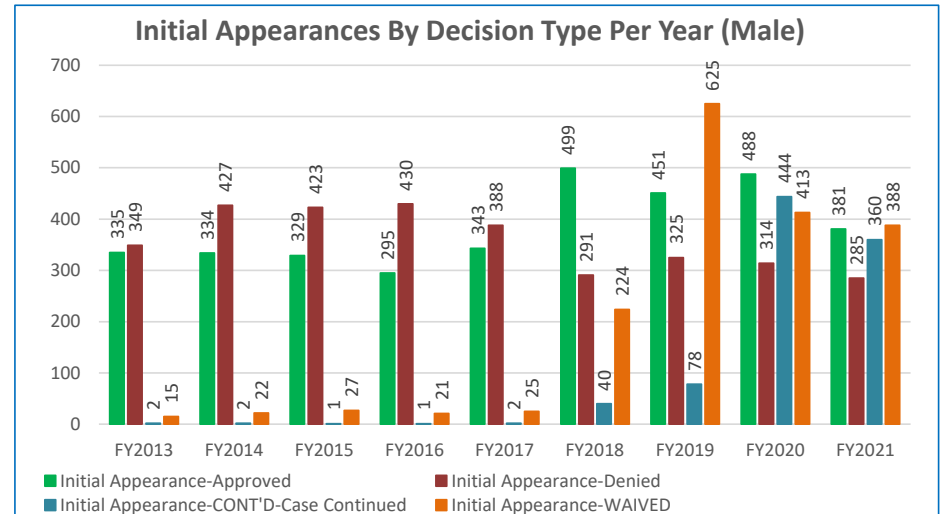
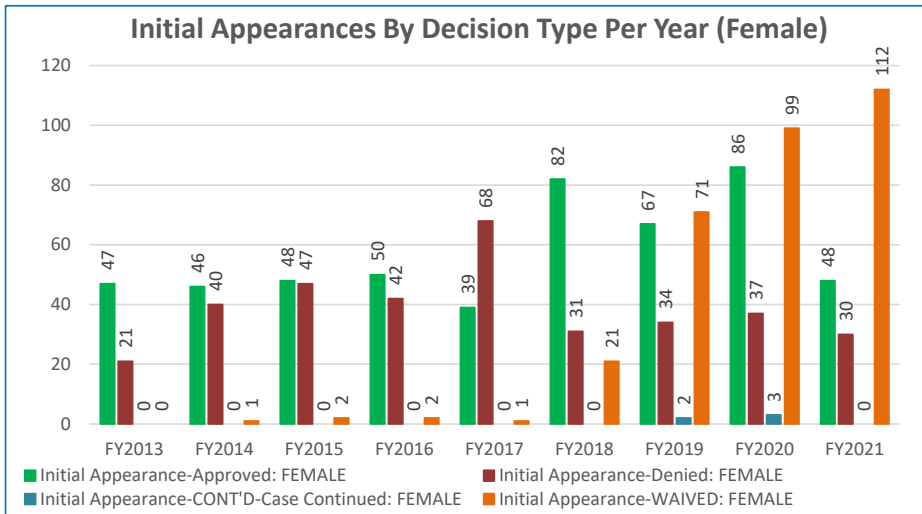
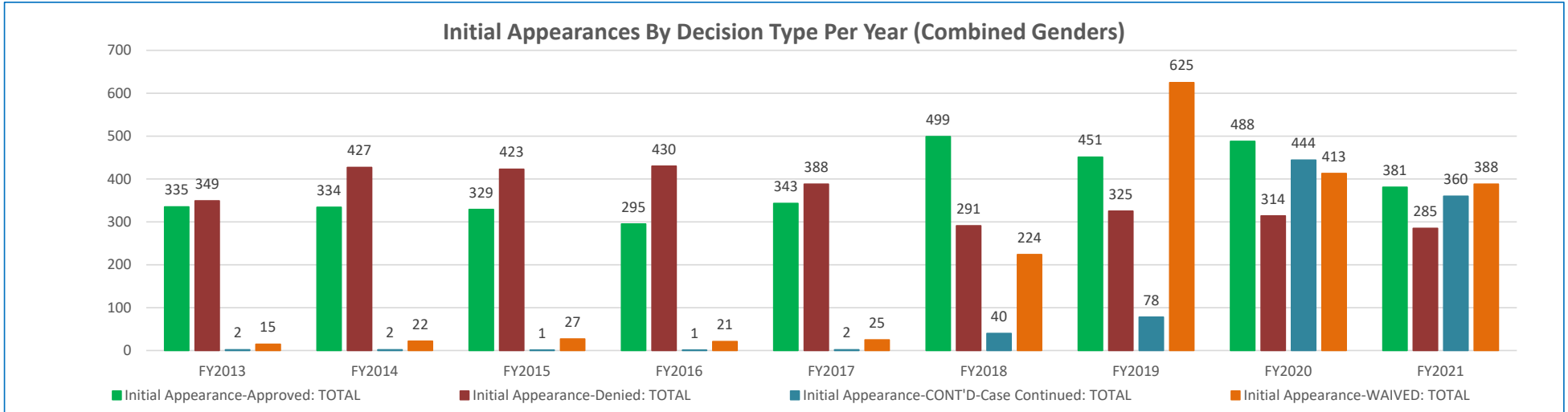
Approvals and Denials

	FY2013	FY2014	FY2015	FY2016	FY2017	FY2018	FY2019	FY2020	FY2021
INITIAL APPEARANCE TOTAL	335	334	329	295	343	499	451	488	381
REAPPEARANCE TOTAL	335	361	371	401	390	371	315	413	404
TOTAL APPROVED	670	695	700	696	733	870	762	905	785
INITIAL APPEARANCE TOTAL	349	427	423	430	388	291	325	314	285
REAPPEARANCE TOTAL	321	341	331	424	367	164	163	289	237
TOTAL DENIED	670	768	754	854	755	455	488	603	522
TOTAL HEARINGS	1,340	1,463	1,454	1,550	1,488	1325	1250	1508	1307



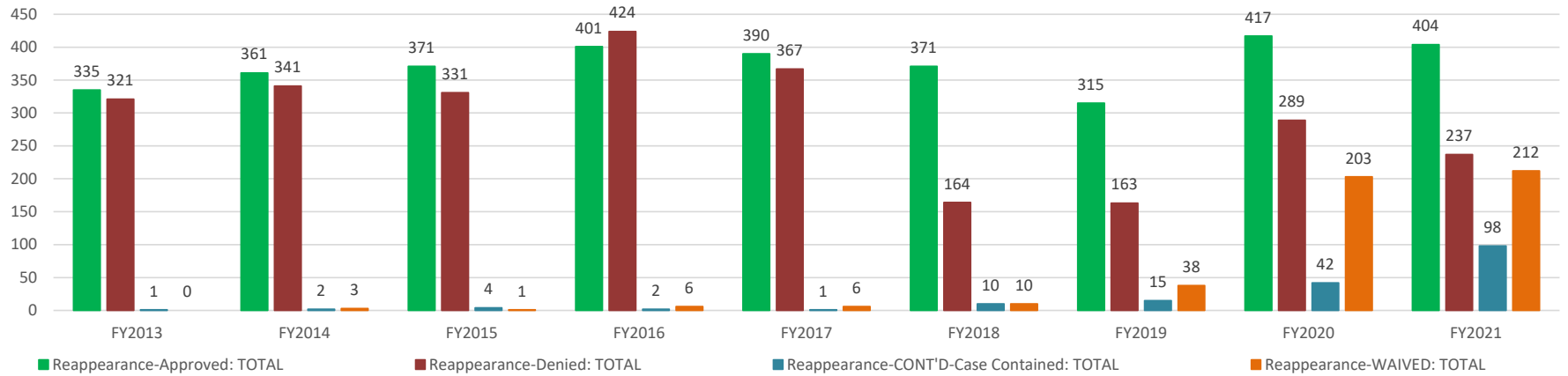
Board Statistics by Gender Fiscal Years 2013 - 2021

Initial Appearances: FY2013 – FY2021

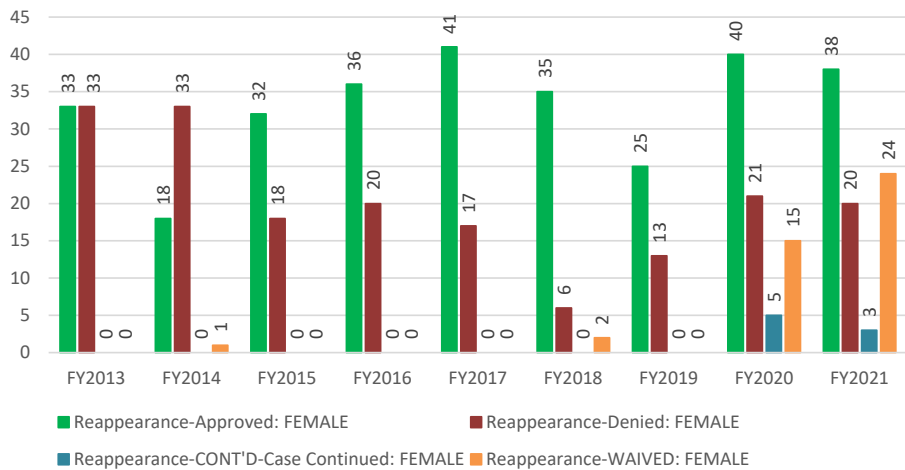


Reappearances : FY2013 – FY2021

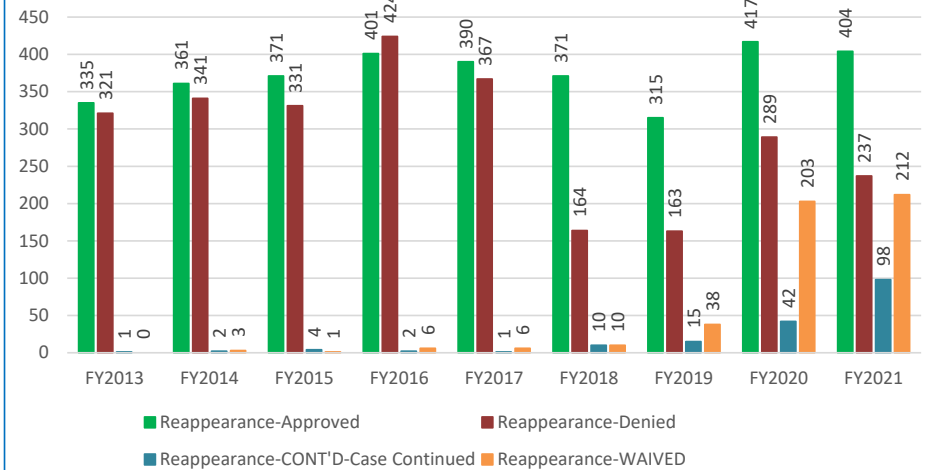
ReAppearances By Decision Type Per Year (Combined Genders)



ReAppearances By Decision Type Per Year (Female)

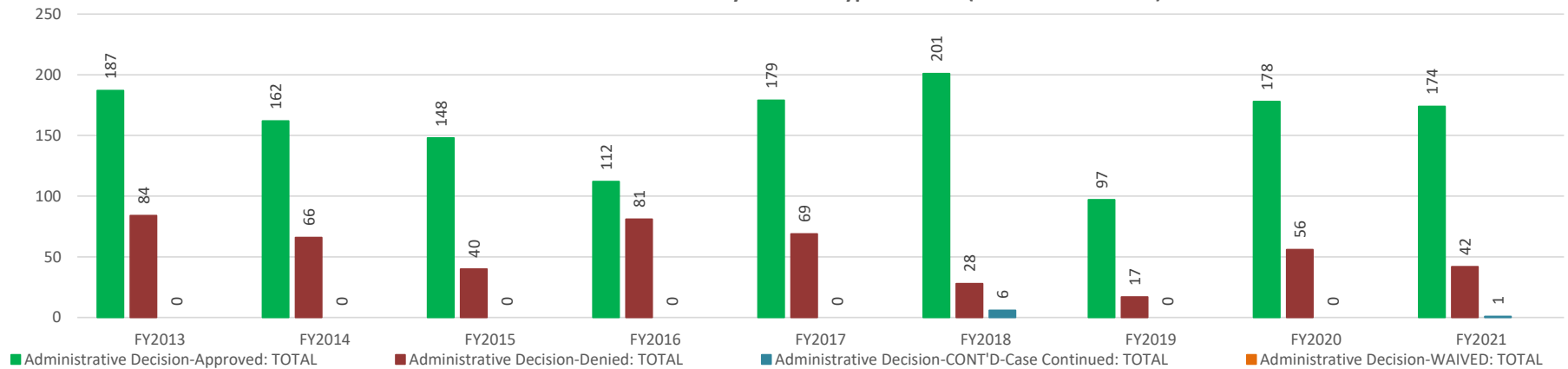


ReAppearances By Decision Type Per Year (Male)

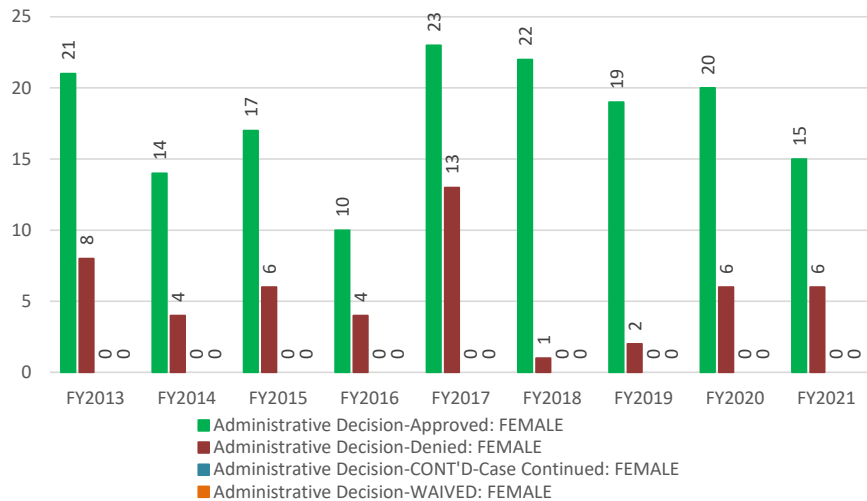


Administrative Decisions: : FY2013 – FY2021

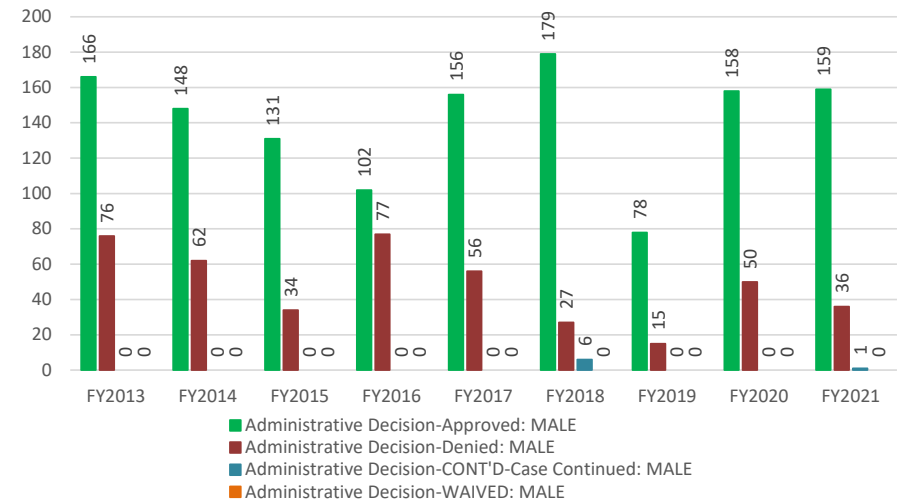
Administrative Decisions By Decision Type Per Year (Combined Genders)



Administrative Decisions By Decision Type Per Year (Female)

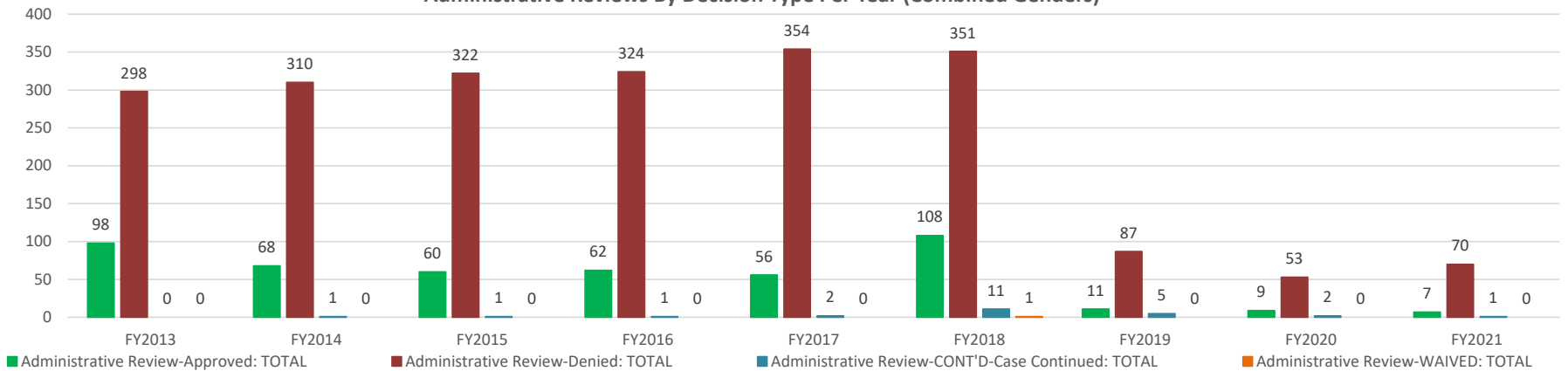


Administrative Decisions By Decision Type Per Year (Male)

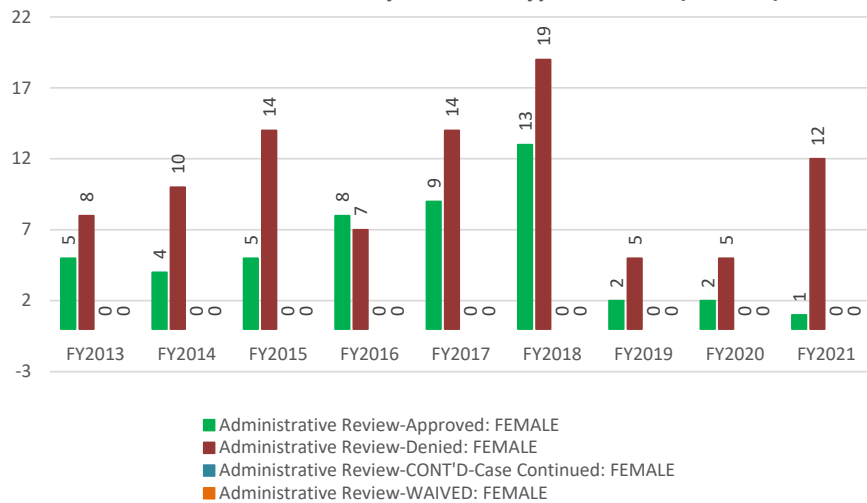


Administrative Reviews : FY2013 – FY2021

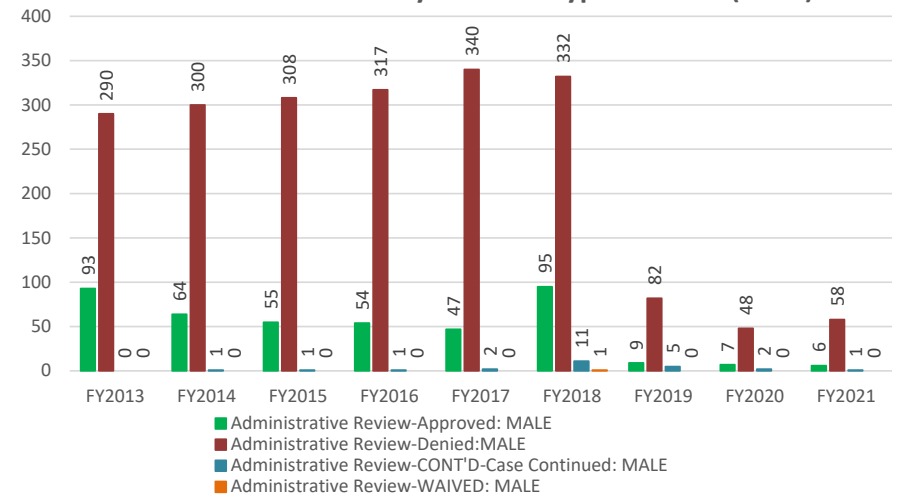
Administrative Reviews By Decision Type Per Year (Combined Genders)



Administrative Reviews By Decision Type Per Year (Female)



Administrative Reviews By Decision Type Per Year (Male)



Revocations : FY2013 – FY2021

