

BOPP Statistics FY 2015 - 2021

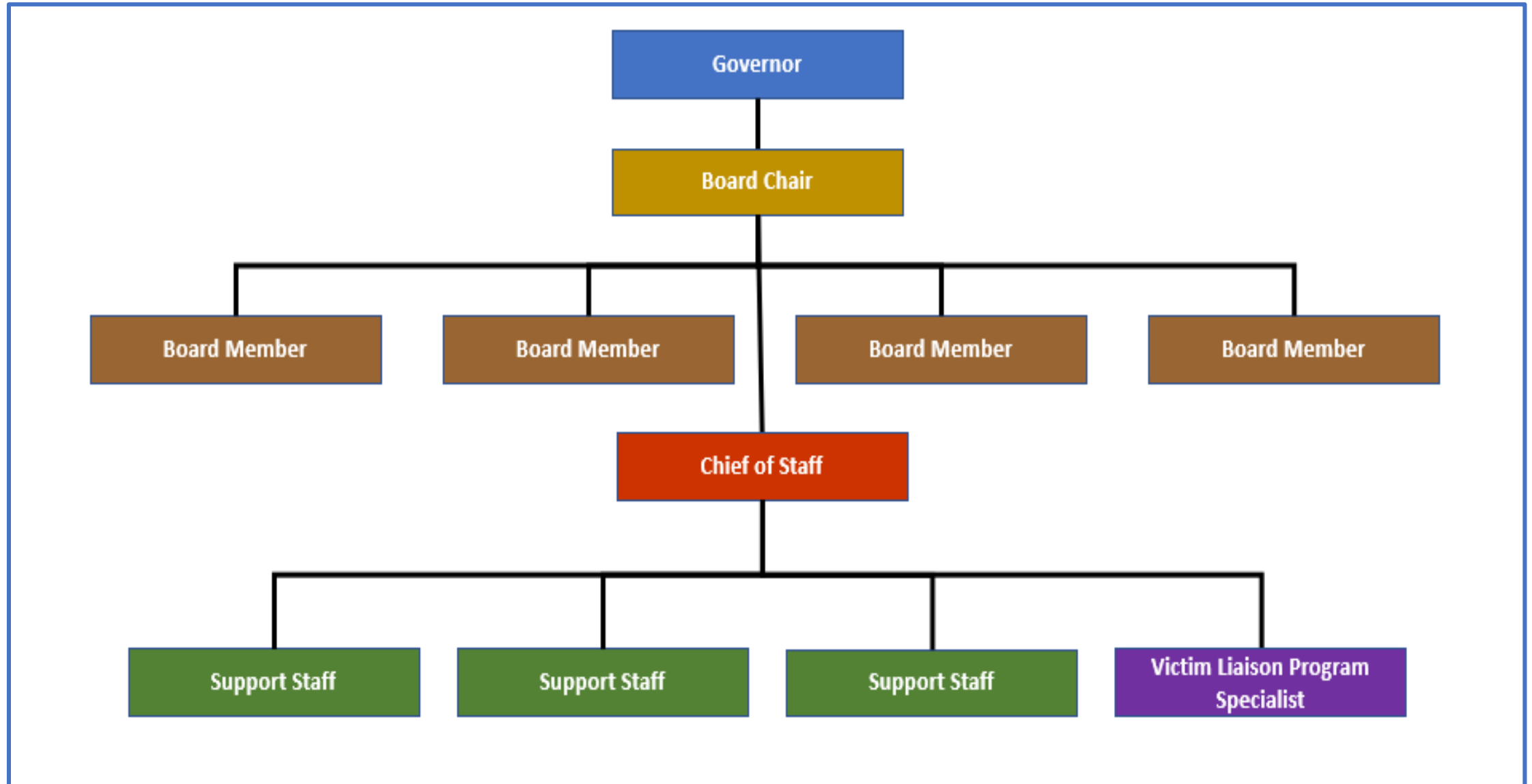


**MONTANA BOARD OF
PARDONS AND PAROLE**

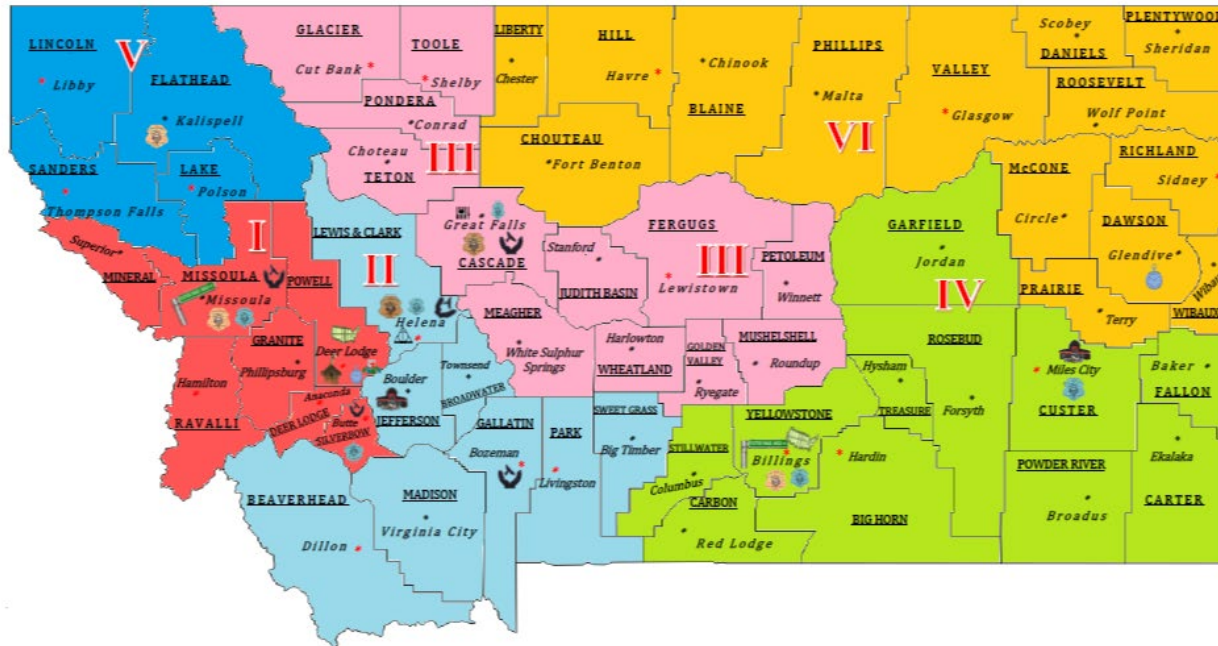
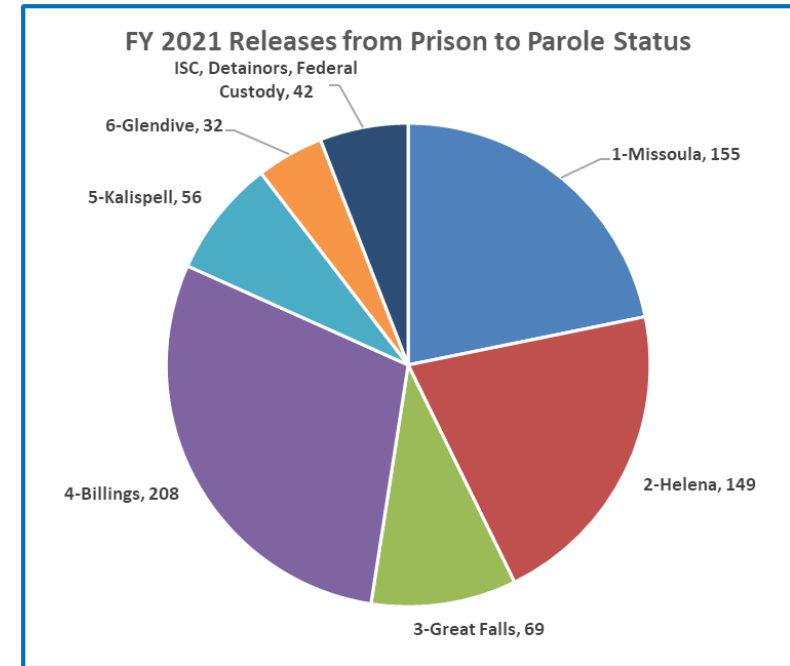
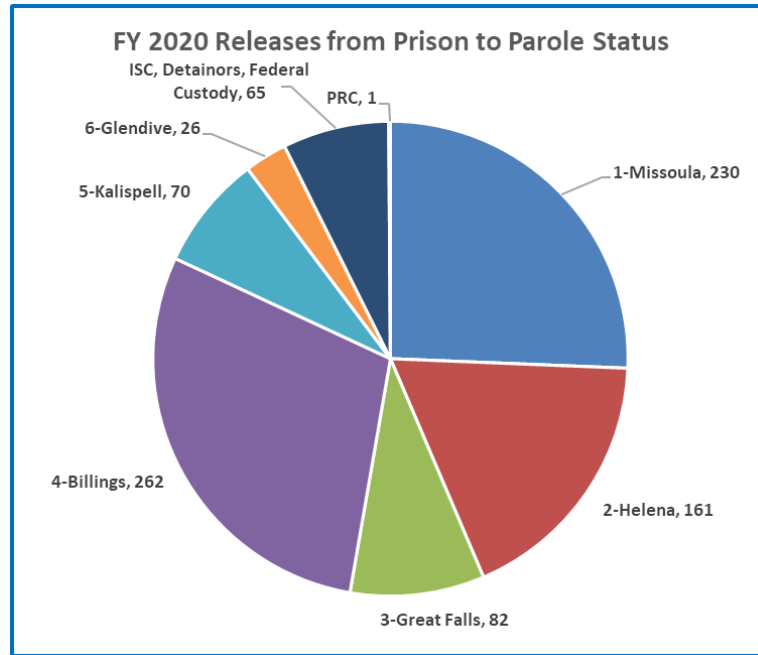
What's Been Happening at the BOPP?

- BOPP Hired a Chief of Staff (Joseph McElroy)
- Website Updated (recommended by CSG in 2017)
 - Victim Services Networking
 - Statistical Information
 - Organizational Flow Chart
 - Staff
- Extracted BOPP Hearing Data from MDOC Statistics and Data Quality Unit (Rob Kersch)
- Initiated reaccreditation through the American Correctional Association
 - Accreditation lapsed in June of 2019
- Reestablishing Membership of the Board through Association of Paroling Authorities International in Order To Establish Best Practices (organizational membership)
- Formal Meeting with Council of State Government on September 27th, 2021, to Discuss Technical Assistance Review and Statistical Information Review
- Formal Meeting with MDOC Legal Department Attorney to Review and Update Outdated Administrated Rules with a Targeted Publish Date of November 30th, 2021
- Updating Forms to Establish Consistency through the BOPP and Department of Corrections as a Whole

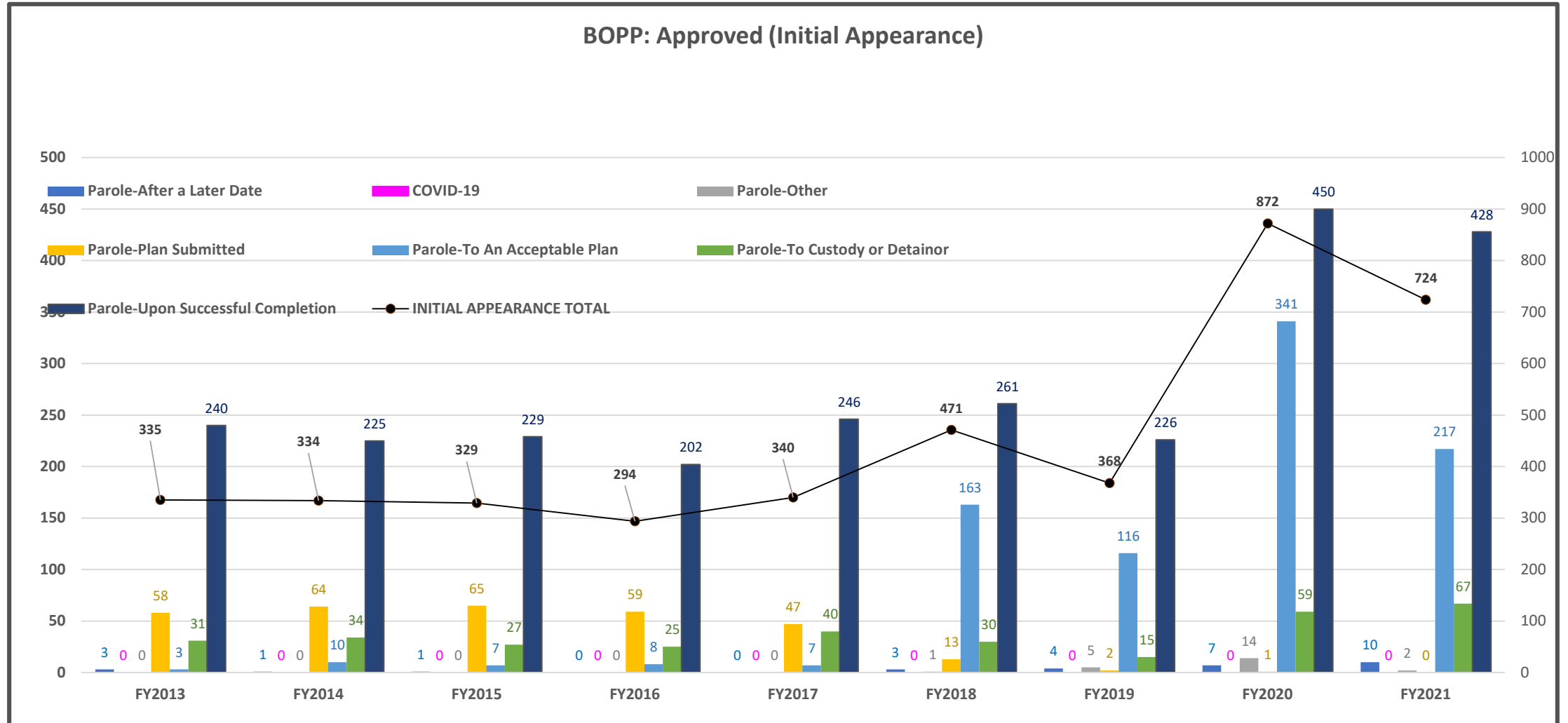
BOPP Organizational Chart



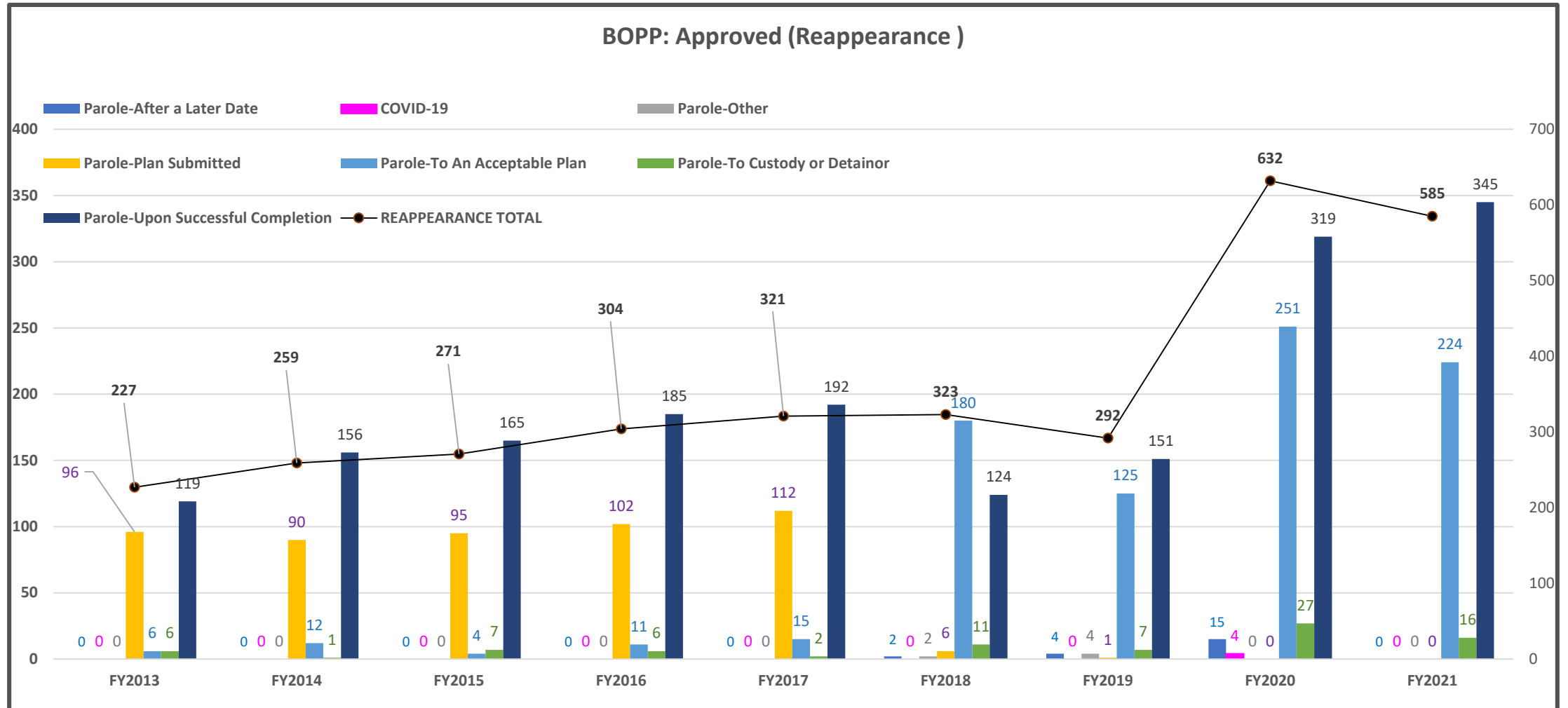
Releases from Prison to Parole Status



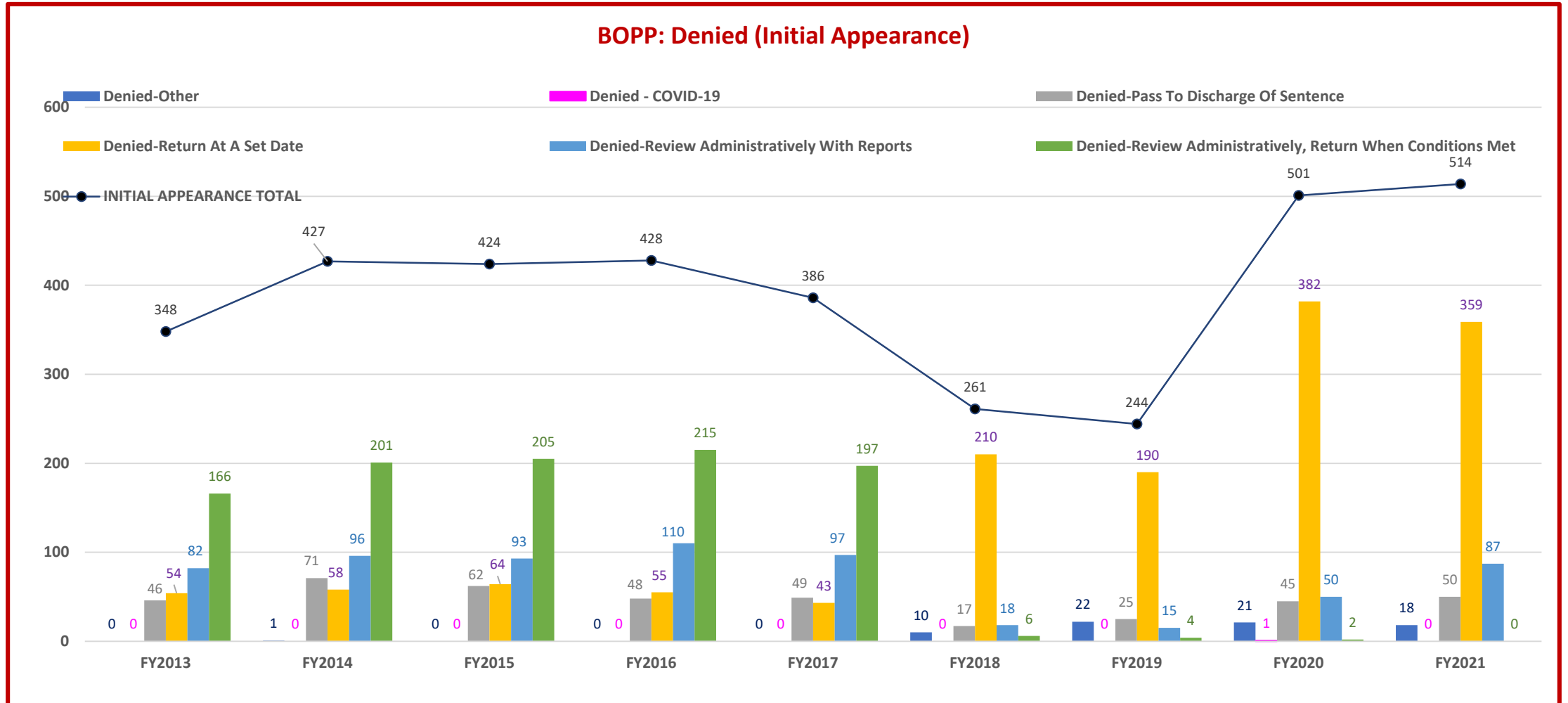
BOPP Approvals – Approved on Initial Appearance



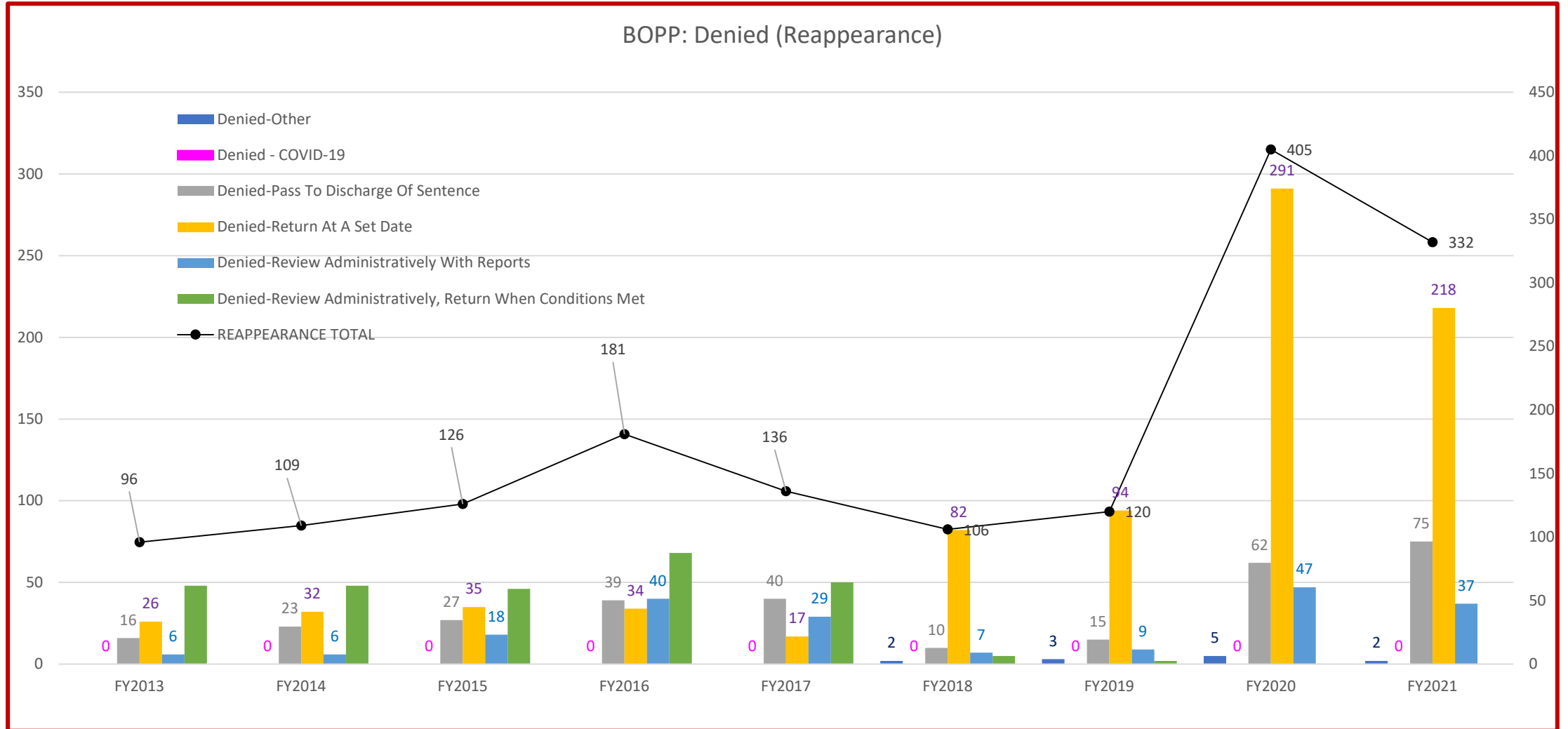
BOPP Approvals – Approved on Reappearance



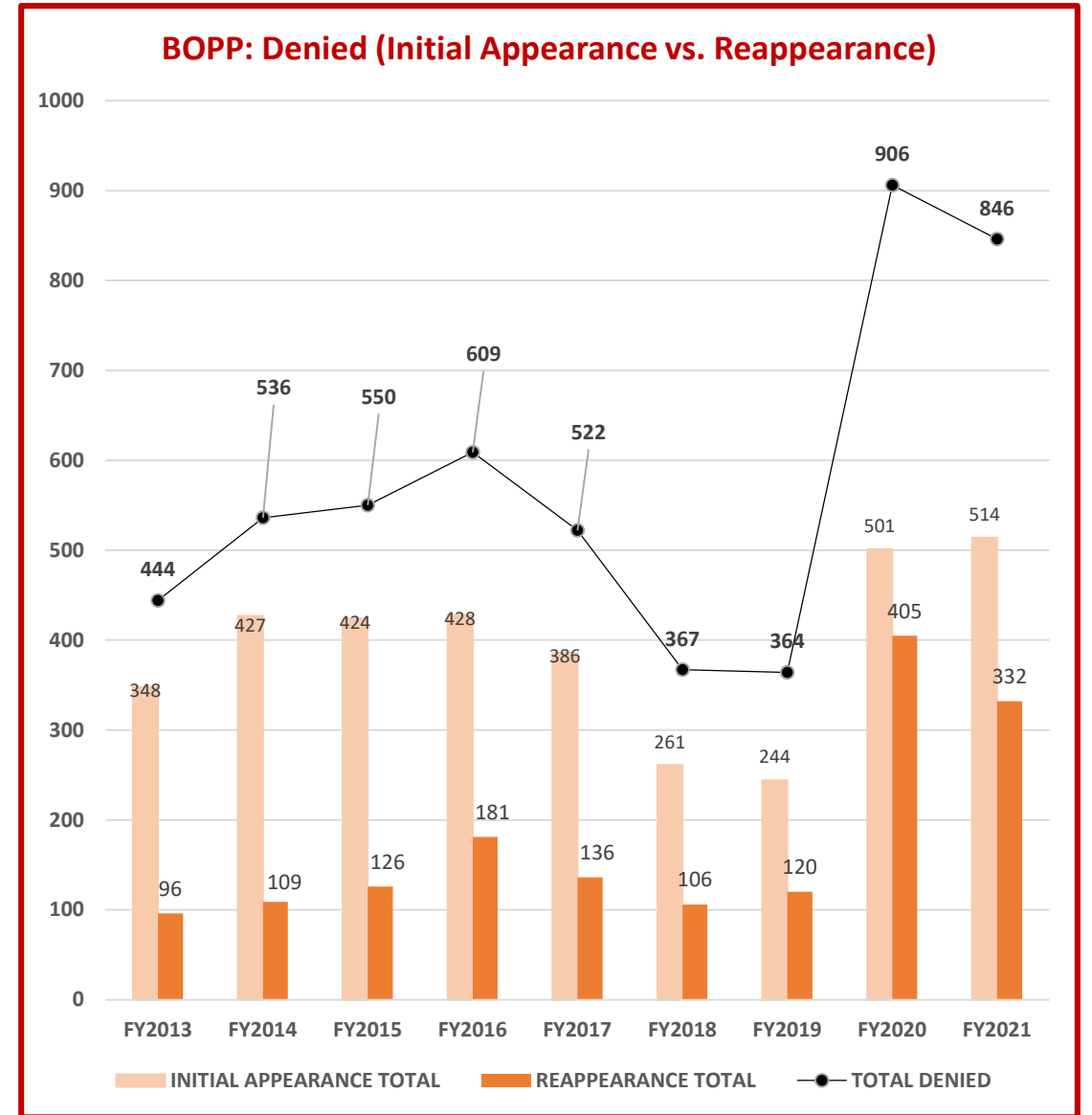
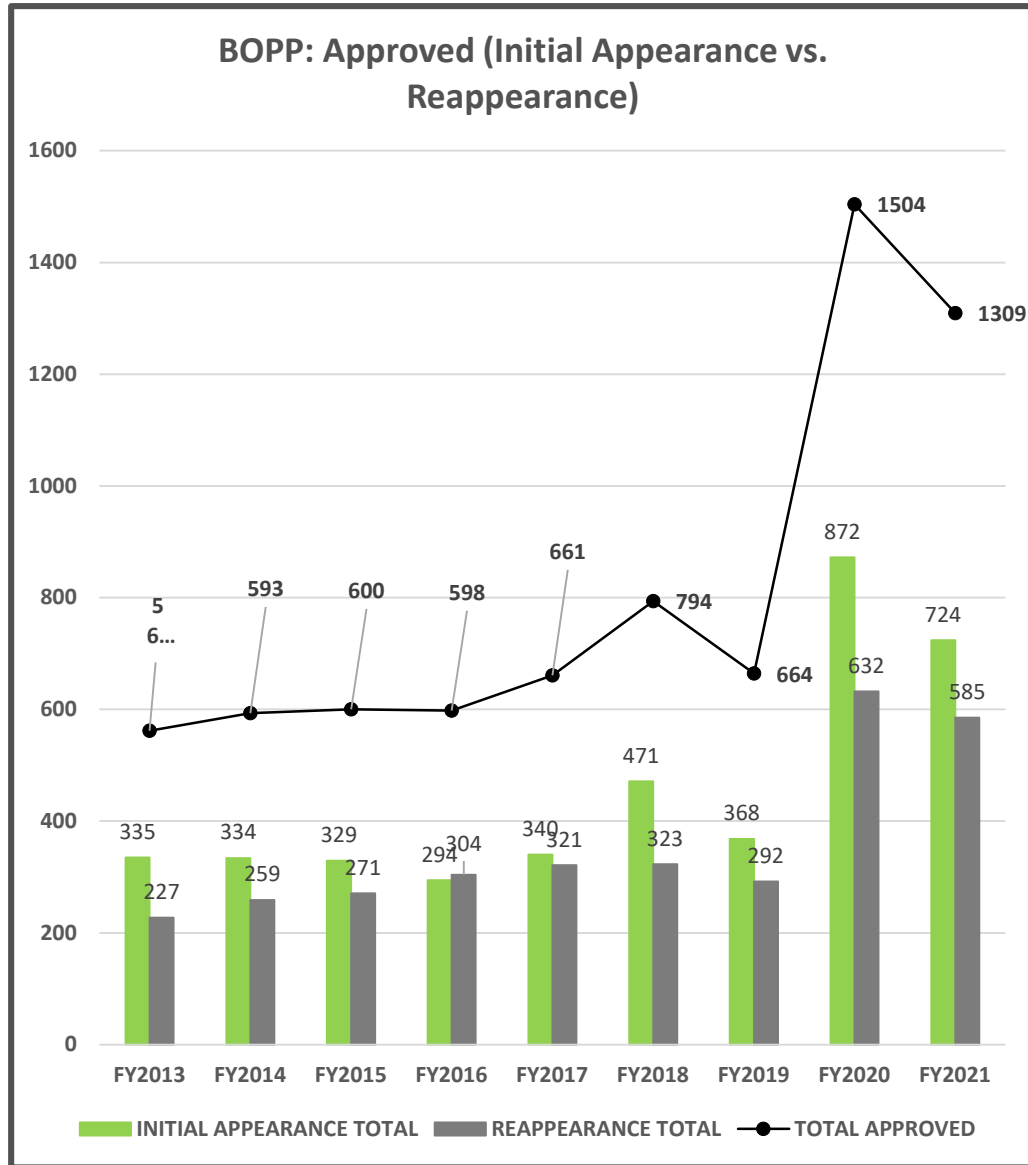
BOPP – Denied on Initial Appearance



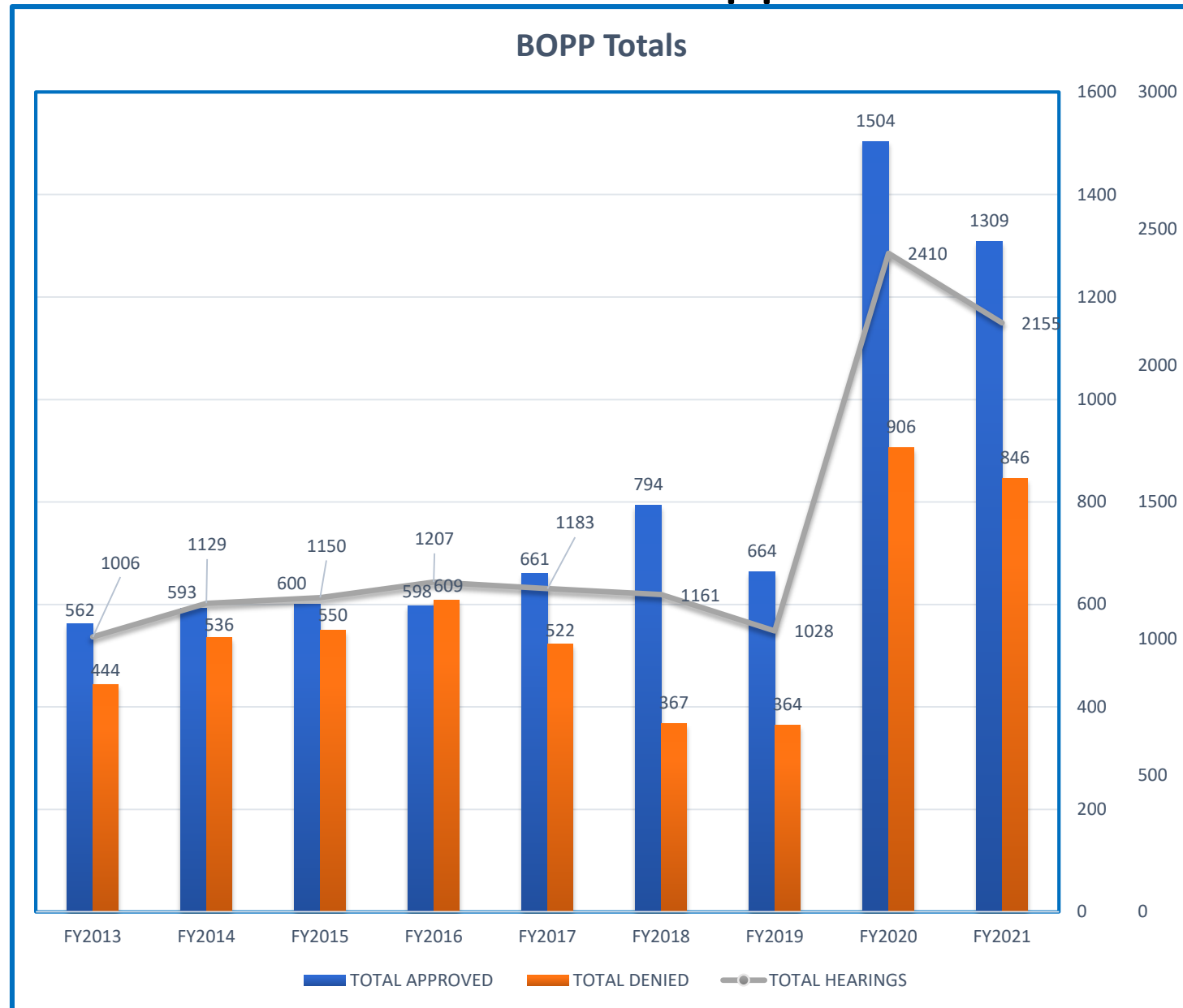
BOPP – Denied on Reappearance



BOPP Approvals vs Denials Summary

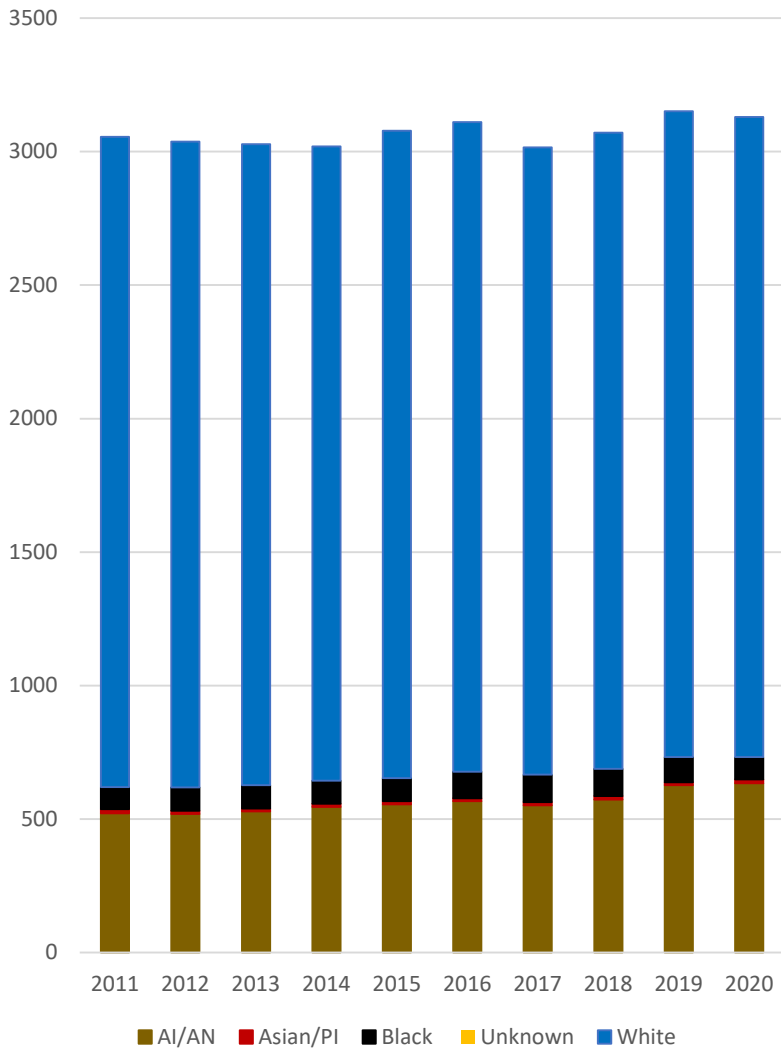


BOPP Totals – Approved vs. Denied on Initial and Reappearances

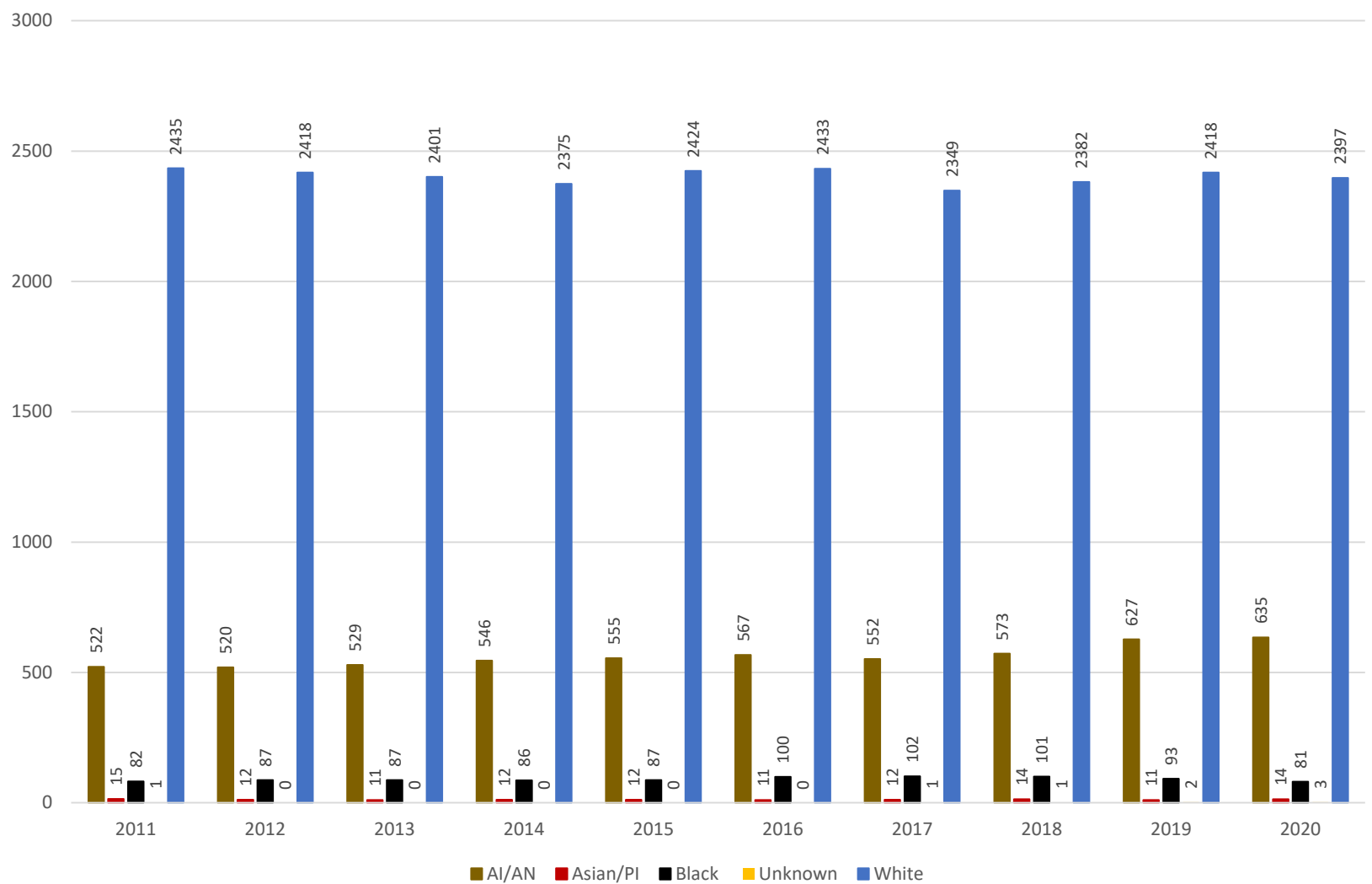


Offenders on Parole by Race for Calendar Years

Offenders on Parole by Race for Calendar Years

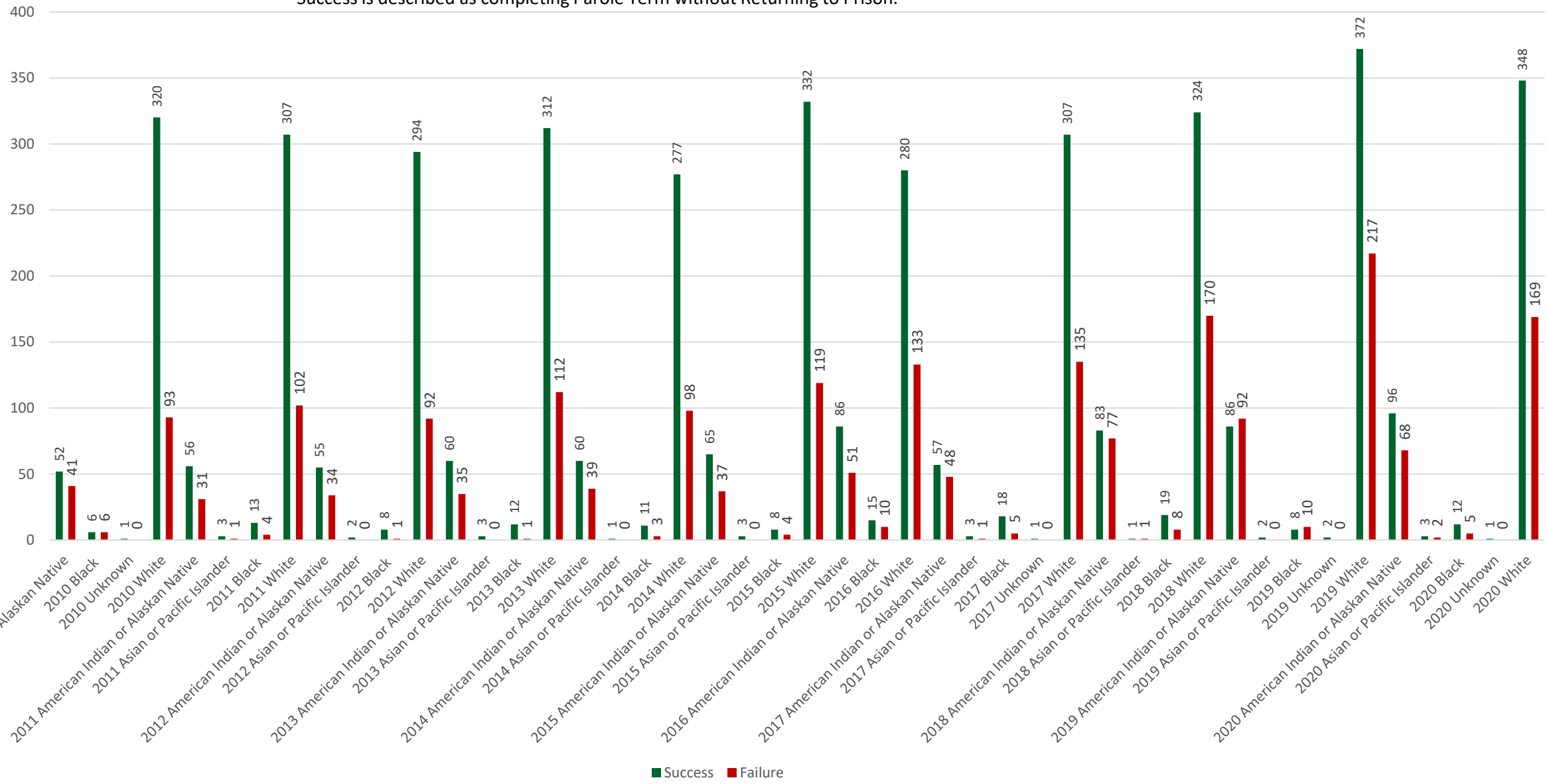


Offenders on Parole by Race for Calendar Years



Parole Success vs Failure by Year and Race

Parole Success vs Failure by Year and Race
 Success is described as completing Parole Term without Returning to Prison.



Approved – Initial and Reappearances

	Prior Fiscal Years								
Approved - Initial Appearance	FY2013	FY2014	FY2015	FY2016	FY2017	FY2018	FY2019	FY2020	FY2021
Parole-After a Later Date	3	1	1	0	0	3	4	7	10
COVID-19	N/A	N/A	N/A	N/A	N/A	N/A	N/A	0	0
Parole-Other	0	0	0	0	0	1	5	14	2
Parole-Plan Submitted	58	64	65	59	47	13	2	1	0
Parole-To An Acceptable Plan	3	10	7	8	7	163	116	341	217
Parole-To Custody or Detainor	31	34	27	25	40	30	15	59	67
Parole-Upon Successful Completion	240	225	229	202	246	261	226	450	428
INITIAL APPEARANCE TOTAL	335	334	329	294	340	471	368	872	724
Approved - Reappearance	FY2013	FY2014	FY2015	FY2016	FY2017	FY2018	FY2019	FY2020	FY2021
Parole-After a Later Date	0	0	0	0	0	2	4	15	0
COVID-19	N/A	N/A	N/A	N/A	N/A	N/A	N/A	4	0
Parole-Other	0	0	0	0	0	2	4	0	0
Parole-Plan Submitted	96	90	95	102	112	6	1	0	0
Parole-To An Acceptable Plan	6	12	4	11	15	180	125	251	224
Parole-To Custody or Detainor	6	1	7	6	2	11	7	27	16
Parole-Upon Successful Completion	119	156	165	185	192	124	151	319	345
REAPPEARANCE TOTAL	227	259	271	304	321	323	292	632	585
TOTAL APPROVED	562	593	600	598	661	794	664	1504	1309

Denied – Initial and Reappearances

Denied - Initial Appearance	FY2013	FY2014	FY2015	FY2016	FY2017	FY2018	FY2019	FY2020	FY2021
Denied-Other	0	1	0	0	0	10	22	21	18
Denied - COVID-19	N/A	N/A	N/A	N/A	N/A	N/A	N/A	1	0
Denied-Pass To Discharge Of Sentence	46	71	62	48	49	17	25	45	50
Denied-Return At A Set Date	54	58	64	55	43	210	190	382	359
Denied-Review Administratively With Reports	82	96	93	110	97	18	15	50	87
Denied-Review Administratively, Return When Conditions Met	166	201	205	215	197	6	4	2	0
INITIAL APPEARANCE TOTAL	348	427	424	428	386	261	244	501	514
Denied - Reappearance	FY2013	FY2014	FY2015	FY2016	FY2017	FY2018	FY2019	FY2020	FY2021
Denied-Other						2	3	5	2
Denied - COVID-19	N/A	N/A	N/A	N/A	N/A	N/A	N/A	0	0
Denied-Pass To Discharge Of Sentence	16	23	27	39	40	10	15	62	75
Denied-Return At A Set Date	26	32	35	34	17	82	94	291	218
Denied-Review Administratively With Reports	6	6	18	40	29	7	9	47	37
Denied-Review Administratively, Return When Conditions Met	48	48	46	68	50	5	2	0	0
REAPPEARANCE TOTAL	96	109	126	181	136	106	120	405	332
	FY2013	FY2014	FY2015	FY2016	FY2017	FY2018	FY2019	FY2020	FY2021
TOTAL DENIED	444	536	550	609	522	367	364	906	846

Approvals and Denials

	FY2013	FY2014	FY2015	FY2016	FY2017	FY2018	FY2019	FY2020	FY2021
INITIAL APPEARANCE APPROVED TOTAL	335	334	329	294	340	471	368	872	724
REAPPEARANCE APPROVED TOTAL	227	259	271	304	321	323	292	632	585
TOTAL APPROVED	562	593	600	598	661	794	664	1504	1309
INITIAL APPEARANCE DENIED TOTAL	348	427	424	428	386	261	244	501	514
REAPPEARANCE DENIED TOTAL	96	109	126	181	136	106	120	405	332
TOTAL DENIED	444	536	550	609	522	367	364	906	846
TOTAL HEARINGS	1,006	1,129	1,150	1,207	1,183	1161	1028	2410	2155