

**From:** [Schandelson, Brett](#)  
**To:** [Weiss, Rachel](#)  
**Cc:** [Lindquist, Rhonda](#)  
**Subject:** OPD's Supplemental Requests - March 22, 2022 Hearing  
**Date:** Monday, April 11, 2022 10:12:00 AM  
**Attachments:** [CORRECTED # of Attorneys.pdf](#)  
[March 22 Supplemental Requests.pdf](#)

---

Rachel,

Please find attached several documents in response to questions or requests for additional information from the committee during the March 22, 2022, hearing.

1. First, please find a **CORRECTED** chart fixing an error in one of the charts previously provide to the committee. Specifically, I made a data entry error on the number of FTE attorneys OPD is currently allocated, including managers. The correct number is 183, as shown in the attached document, not the 173 as previously provided. I apologize for my mistake and please don't hesitate to reach out with questions or issues that have arisen as a result of this error.
2. Second, please find OPD's response to the committee's requests.

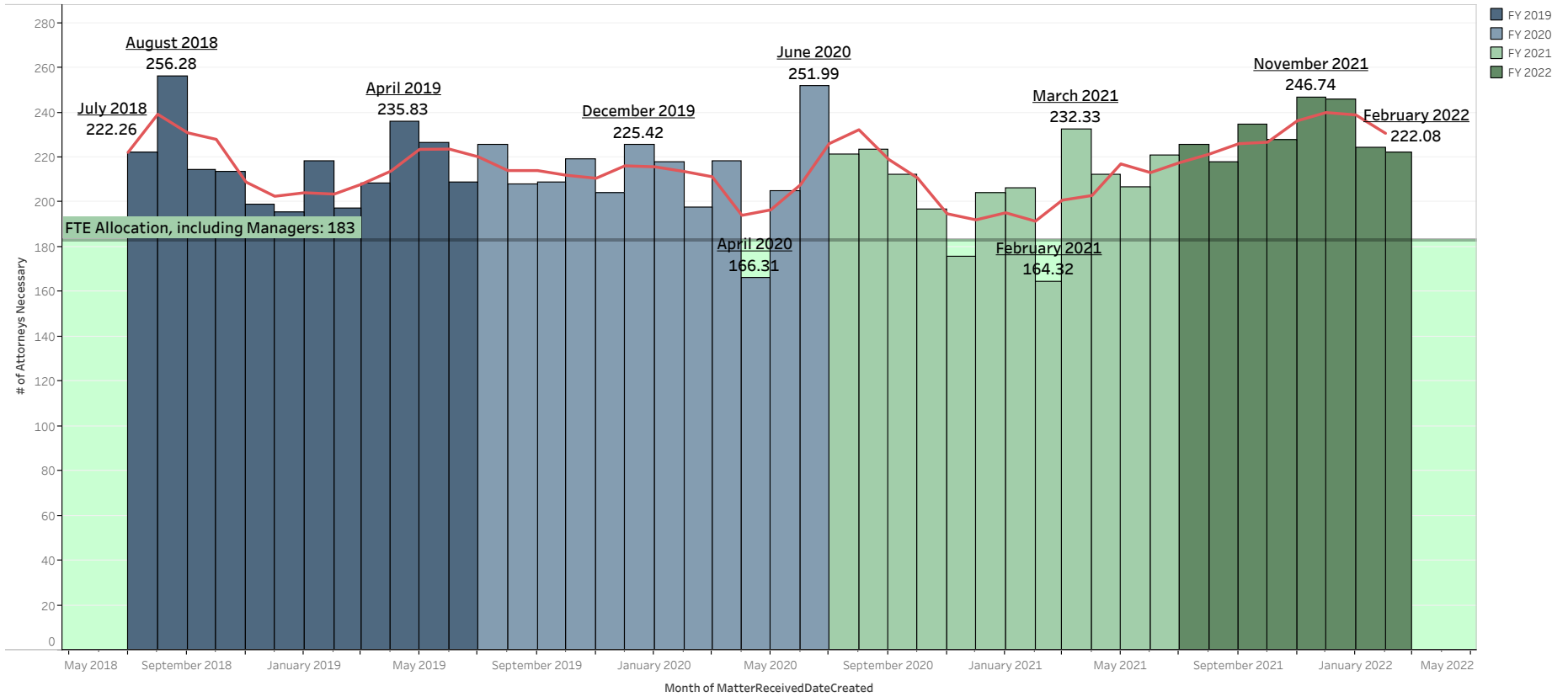
Please let me know if you have any additional questions or concerns not addressed in these materials.

Best,

-Brett

### Number of Attorneys Necessary for Weight Received by Month with 60 Day Moving Average

This chart displays the total number of attorneys necessary to assign all weight received by month from FY 2019 to February 2022 within OPD's Ethical Case Management Standards. Also indicated is OPD's current FTE Attorney Allocation.



The trends of  $SUM([MatterTotalWeight])/125$  and  $(WINDOW\_AVG(SUM([MatterTotalWeight]), -2, 0))/125$  for MatterReceivedDateCreated Month. For pane  $SUM([MatterTotalWeight])/125$ : Color shows details about MatterReceivedDateCreated Year. The marks are labeled by MatterReceivedDateCreated Month and  $SUM([MatterTotalWeight])/125$ . The data is filtered on MatterReceivedDateCreated (MY), which excludes March 2022. The view is filtered on MatterReceivedDateCreated Year, which keeps FY 2019, FY 2020, FY 2021 and FY 2022.



# Office of State Public Defender

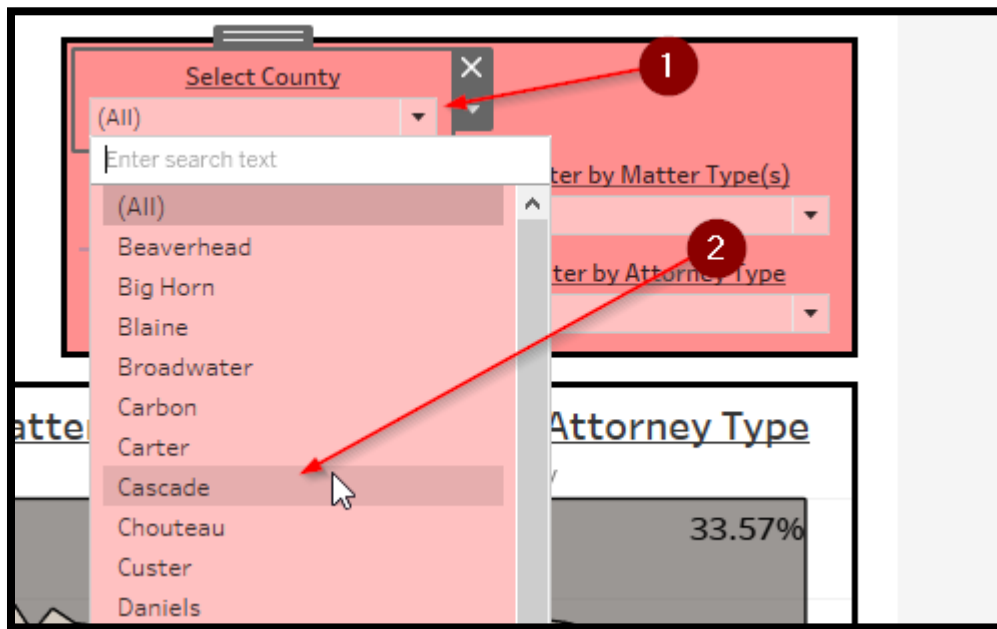
*Response to Interim Law & Justice Supplemental Requests from the  
March 22, 2022 Hearing*

## **1. Supplemental Requests Dashboard**

As several members requested supplemental information from OPD regarding a specific county, city, or court, OPD has chosen to provide the committee with an interactive dashboard to allow members to easily navigate and filter OPD's data to the county, city, or court of their choice.

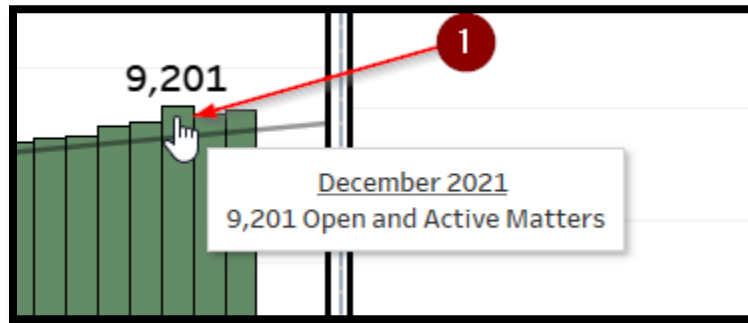
The dashboard may be accessed here: [Interim Committee's Supplemental Requests Dashboard](#)

Upon loading, the dashboard will display agency-wide data, which may then be filtered using the dropdown menus in the top right corner of the dashboard as shown below:



The data may be filtered by County, City, Court, Matter Type(s), and Assigned Attorney Type. Selecting, for example, Cascade County, will show data for all cities and courts in Cascade County, unless they are further filtered. Selecting, for example, Flathead County Justice Court, however, will show *only* data from that court. Please note when filtering to FTE Attorney assignments that these charts displays the *actual number* of assignments and not *averages*, and as OPD has experienced an increase in FTE attorney vacancies, we see the volume of work assigned to FTE attorneys decrease (with a similar rise in the volume of work assigned to Contract attorneys). With fewer FTE attorneys available there will necessarily be fewer matters assigned to FTE attorneys.

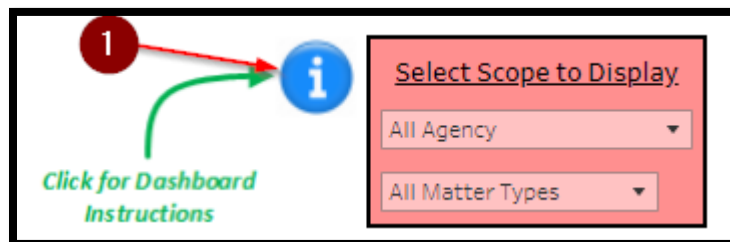
Once a selection is made, the dashboard will adjust to display data to the selected county, city, court, matter type(s), and assignment types. The minimum and maximum value per chart is labeled, and hovering one's mouse over any chart will display more information, as shown in the screenshot below:



OPD hopes the committee finds this dashboard valuable and easy to use in answering members' questions.

## 2. OPD FY 2021 Interactive Data Discovery Dashboard

During testimony, several references were made to OPD's [FY 2021 Interactive Data Discovery Dashboard](#), and OPD would like ensure all members have had an opportunity to review this dashboard as well. Specific instructions to the dashboard may be found by clicking the blue info button as shown below:



## 3. OPD Clients with Concurrent Active Cases

In response to questions regarding the percentage of OPD clients with more than one active matter, OPD can represent the following as of March 24, 2022:

- Of all OPD clients with at least one active matter, **32.16%** had more than one active matter pending, across all matter types;
- Of those OPD clients with at least one active felony criminal matter, **45.45%** had more than one active matter across all matter types; and,
- Of those OPD clients with at least one active misdemeanor criminal matter, **42.25%** had more than one active matter across all matter types.

Please do not hesitate to reach out to OPD with any further comments, questions, or concerns.

Best,

Brett D. Schandelson