



Justice Counts

ACTIONABLE DATA TO BOLSTER PUBLIC SAFETY

Mobilizing Policymakers to Make Data-Driven Decisions

October 28, 2021



Justice Counts is led by the Bureau of Justice Assistance and The Council of State Governments Justice Center.



The U.S. DOJ's Office of Justice Programs, **Bureau of Justice Assistance (BJA)** created the Justice Counts concept in 2019, envisioning the largest, most comprehensive effort to improve the availability and utility of criminal justice data for policymakers to date.*



In response to this need, **The Council of State Governments (CSG) Justice Center** assembled an unprecedented coalition of partners representing state and local leaders, national research and technical assistance organizations, technology providers, and more.

A large coalition is backing Justice Counts.

Justice Counts Association Partners



Justice Counts Policy, Research & Technology Partners





Justice Counts

Why Justice Counts?


**Safety and justice
deserve better data.**

Justice Counts

is an unprecedented coalition of state and local leaders working to make criminal justice data more accessible and useful with common metrics implemented across all 50 states.



Overview



1. Justice Counts Overview

2. Why do you want data?

3. Who will be in charge of making it useful?

4. What will you do with the data?

Justice Counts provides a strategy for better data on safety & justice.

Gather Existing Public Data



Organize and expand publicly available state data to inform timely, integrated information on criminal justice trends and identify where gaps exist

Agree on Common Metrics



Develop an essential set of criminal justice metrics that every public official needs to inform budget and policy decisions

Build Tools to Report Metrics Easily



Create a range of tools that will enable policymakers and practitioners to improve how they collect, analyze, and report data

Assist States Ready for Better Data



Encourage use of the new metrics and provide states and localities with technical assistance



Justice Counts metrics will span the system.




The metrics framework will include many different ways to measure and assess the functionality of Montana’s criminal justice system.

CATEGORIES for System Metrics	GOALS for Performance Metrics
Capacity & Costs	Public Safety
Populations	Fairness
Operations & Dynamics	Equity



Overview

1. Justice Counts Overview

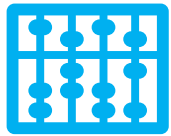


2. Why do you want data?

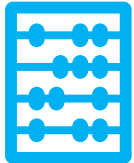
3. Who will be in charge of making it useful?

4. What will you do with the data?

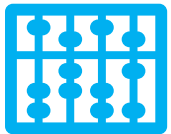
Legislators want and need data for a variety of reasons.



- **Evaluating impact of programs or policy changes.**



- **Assessing agency performance.**



- **Diagnose trends across the justice system.**

Data allows legislators to see the system as a whole and evaluate the state's investments in the system.

Crime	Arrests	Courts	Jail	Supervision	Prison
<p>▲ homicides & shootings</p> <p>▼ property crimes</p>	<p>▼ overall arrests</p>	<p>▲ backlogs reported</p>	<p>▼ ▲ initial pop. decline, now rising</p>	<p>▶ stable population</p> <p>▼ revocations</p>	<p>▼ admissions → ▼ population, for now</p>

1. Prevent & solve more violent crimes

2. Reduce backlogs; use supervision pre-trial & as a sentence

3. Reduce costs and recidivism by focusing on supervision success



Overview

1. Justice Counts Overview

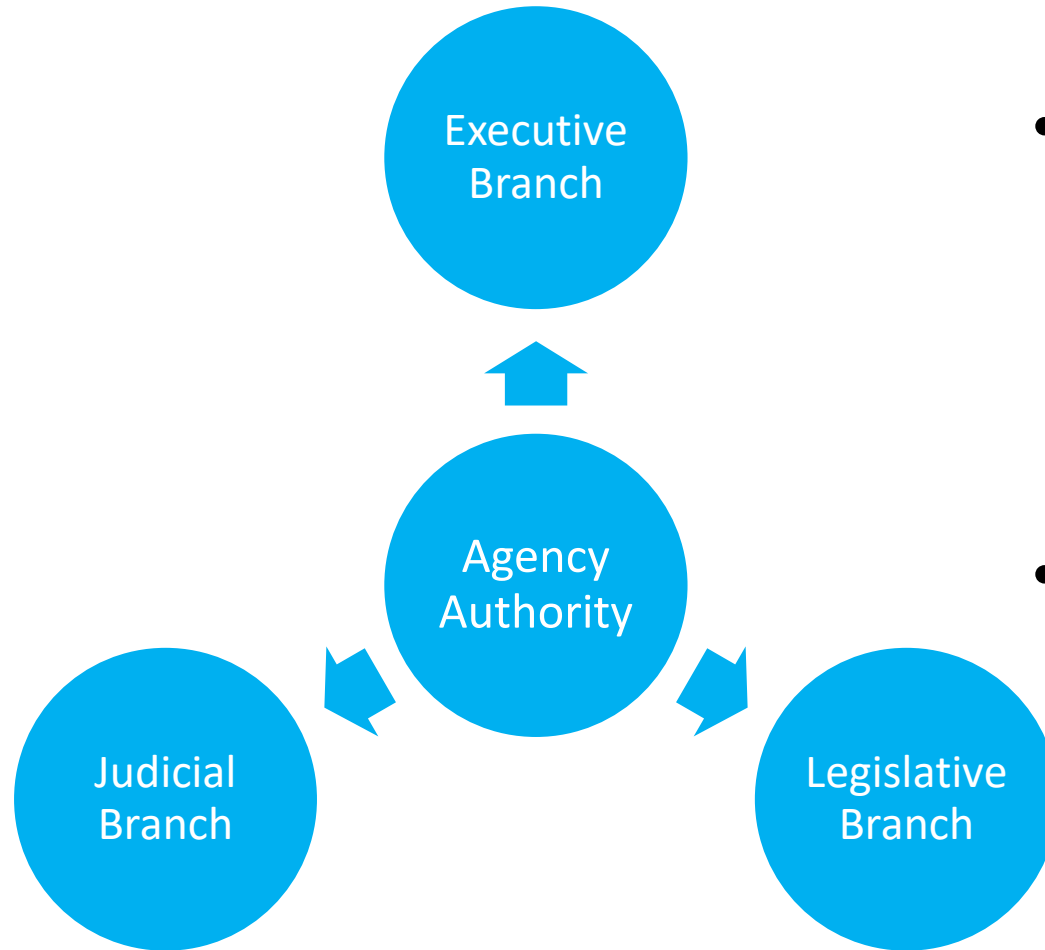
2. Why do you want data?



3. Who will be in charge of making it useful?

4. What will you do with the data?

The best governance structure for state-level data is an agency that can be seen as independent.



- A comprehensive view of the system requires cooperation of the three branches, as well as agencies at the local, county and state level.
- An agency that has the authority to receive and analyze data across systems and levels is ideal.

An example of such an agency that is seen as independent is in Connecticut.

- CT Office of Policy and Management, Criminal Justice Policy and Planning Division designated to gather data across the system.
- Created by statute (Public Act No. 05-249) to be independent entity.





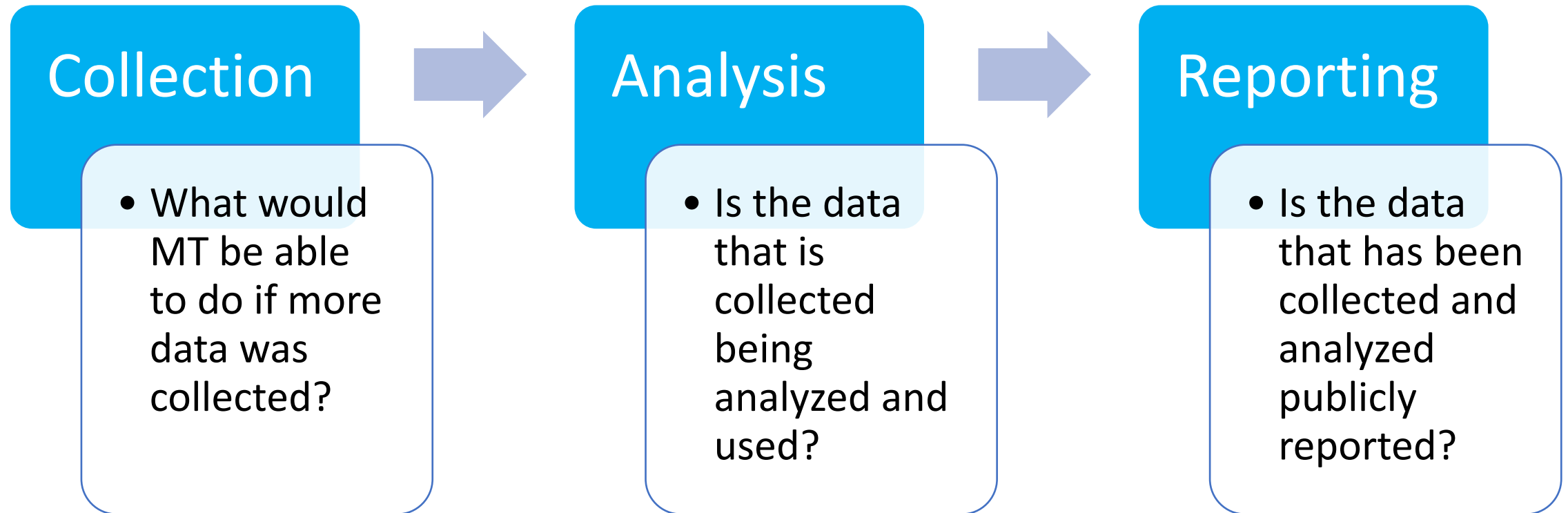
Overview

1. Justice Counts Overview
2. Why do you want data?
3. Who will be in charge of making it useful?



- 4. What will you do with the data?**

Montana needs to figure out which part of the CARs framework will solve the problem.



Questions to consider: What work is involved in each of these steps? Where can the most benefit be gained?

Justice Counts can help solve the reporting problem.

National Corrections Data Dashboard

[« Back](#)

The National Corrections Data Dashboard provides an overview of prison, probation, and post-release supervision population data being reported by the states and how regularly the data is being reported. This table is reporting on state data availability as of August 2, 2021, and will be updated as states make new data available.

The snapshot is color-coded to show reporting frequency:

- circles indicate that the state reports that data point on a monthly basis or more frequently.
- circles indicate that the state reports that data point quarterly or annually.
- circles indicate that the data point is not reported.

States differ in their definitions of the data points shown. As a result, each column is applicable only to that state and does not allow for interstate comparison.

State	Prison Population	New Prison Admissions	Releases to Post-Release Supervision	New Probation Admissions	Probation Population	Probation Revocation	Post-Release Supervision Population	Post-Release Supervision Revocation
Montana	●	●	●	●	●	●	●	●
Nebraska	●	●	●	●	●	●	●	●
Nevada	●	●	●	●	●	●	●	●

The Justice Counts National Corrections Dashboard displays whether, and how frequently, each state reports the indicators.

***While Montana has some robust corrections dashboards, they do not currently give users a sense of how populations have changed over time.**

Justice Counts can provide the tools to bring this data together.



Justice Counts metrics will provide common ground for states and set the standard for what data can and should be reported.

Justice Counts digital tools will make it easy for states to report more data without costly upgrades.



Justice Counts

ACTIONABLE DATA TO BOLSTER PUBLIC SAFETY

Visit www.Justice-Counts.org to learn more.

Dr. Heather Tubman-Carbone, Senior Policy Advisor, BJA,

Heather.Tubman-Carbone@usdoj.gov

Marshall Clement, Deputy Director, CSG Justice Center, mclement@csq.org

Sarah Lee, Policy Analyst, CSG Justice Center, slee@csq.org



Justice
Center

