

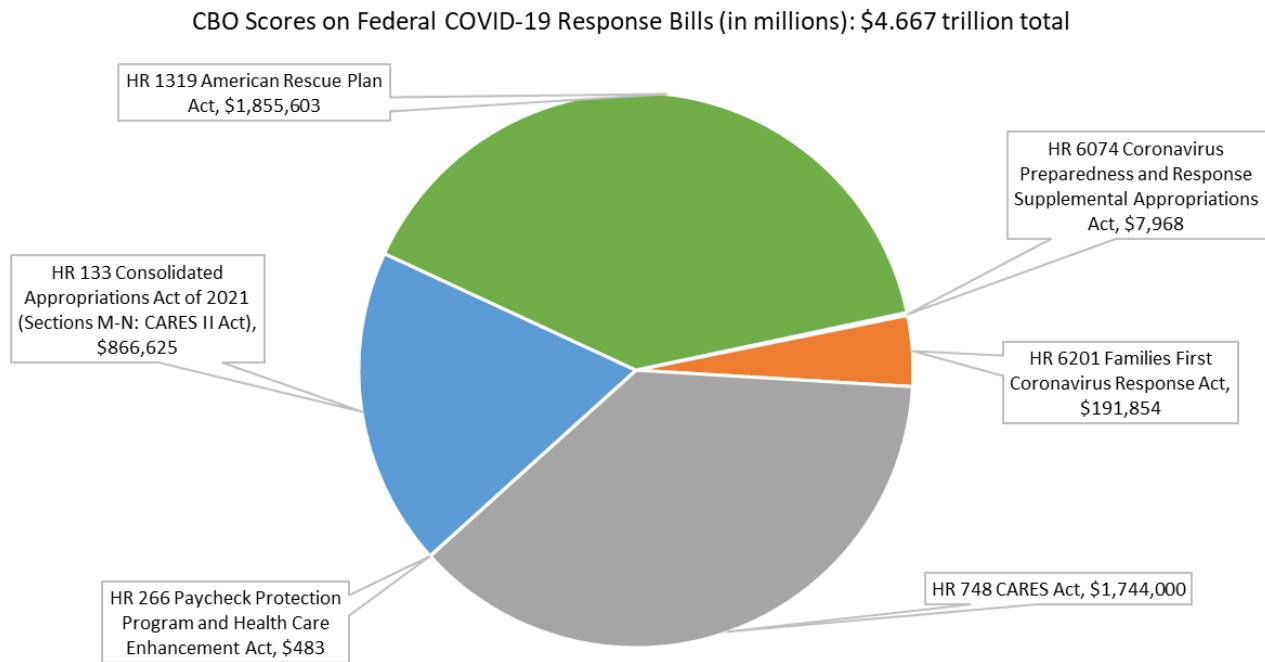
# COVID-19 Federal Funds Update

QUINN HOLZER

SEPT. 16, 2021

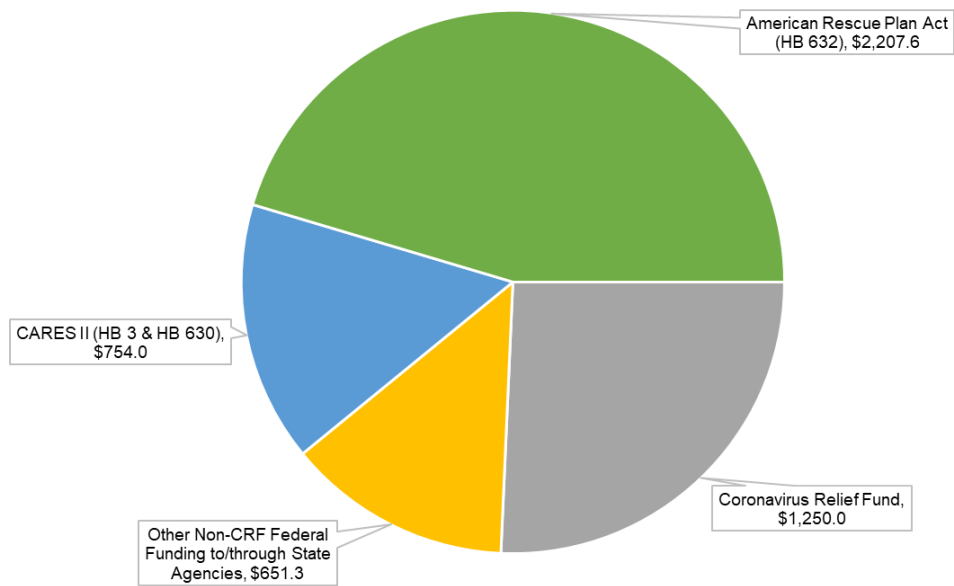
## COVID -19 FEDERAL FUNDS SUMMARY

Beginning in the spring of 2020, a total of six different federal bills have been passed to provide economic assistance in a variety of ways, intended to mitigate the impacts of COVID-19. The CARES Act was the initial large bill that provided funding directly to states, as well as to individuals, businesses, and tribes. The most recent bill to pass was the American Rescue Plan Act of 2021 (ARPA). The total impact to the U.S. federal budget of all these bills is almost \$4.7 trillion.



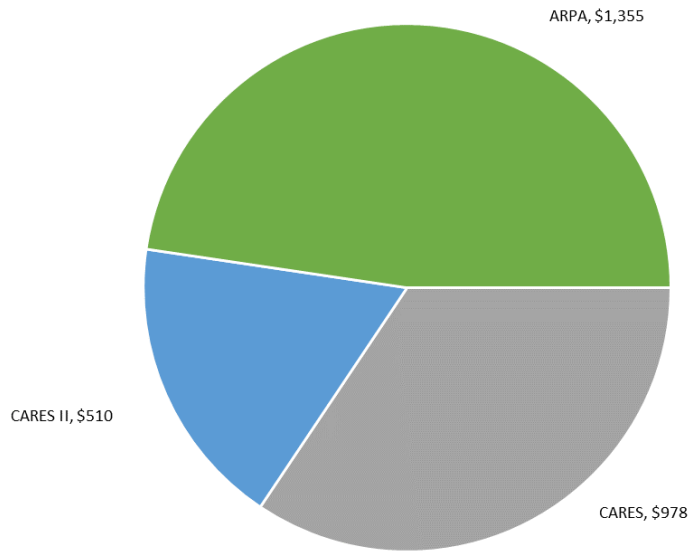
Due to the timing of the passage of this federal legislation, the Montana Legislature was not directly involved in the budgeting or directing of the stimulus monies provided by the CARES Act or the other smaller bills. However, what is often referred to as “CARES II” was passed as part of the Consolidated Appropriations Act of 2021 in December 2020, allowing the legislature the opportunity to have a voice in providing these appropriations, with authority being provided in HB 3 and HB 630. The ARPA was enacted federally in March of 2021 and was also taken up by the legislature with authorization and direction provided in HB 632.

Federal COVID-19 Funding in Montana budget (in millions): \$4.9 billion total



When comparing the size of the fiscal impact to Montana of these bills, it may appear as though Montana got a proportionally larger amount of the ARPA funding. However, these bills are not directly comparable programmatically, and while both CARES and ARPA provided for direct stimulus payments to individuals and families, CARES also resulted in \$1.8 billion of the Paycheck Protection Program (PPP) funding to Montana businesses, which was all attributable to the CARES Act and did not flow through the state budget. Additionally, there were three different rounds of Economic Impact Payments commonly referred to direct stimulus payments sent to Montana recipients. Also impacting the Montana economy were payments directly to Montana tribes as a result of both CARES and ARPA. Approximately \$172 million was sent directly to tribes from the CARES Act, with an unknown but significantly greater amount resulting from ARPA.

Economic Impact payments to individuals and families (in millions)  
\$2.843 billion total



The previous chart does not include any monies distributed in the second half of 2021 as child tax credits paid monthly to families.

### Summary Data

The following tables are intended to give a high-level review of COVID-19 federal funding in the state budget. The first is a summary of all federal authority approved for the 2021 biennium and shows the different sources of federal funding by agency. Shown separately from the HB 632 column are additional amounts that were authorized by HB 632 but added through budget amendments after the legislature was no longer in session.

The bulk of the CARES Act Coronavirus Relief Funds have been expended at this point with approximately \$9.5 million remaining to be allocated, and an additional \$1.7 million that has been allocated but not yet spent.

The “Non-CRF” table does not include federal funds appropriated by the 2021 Legislature as a result of CARES II and ARPA, which were authorized in HB 3, HB 630, and HB 632. This funding has only just begun to be spent, and a more detailed report will be provided in December. More detail on ARPA spending is available online at <https://arpa.mt.gov/> where the executive branch is facilitating and reporting on this spending, as required by HB 632.

Federal Funding: COVID response  
2021 Biennium

	Coronavirus Relief Fund (CRF)		Non- CRF Funds		HB 3		HB 630		HB 632		additional ARPA Funds	
	Appropriation	Expenditures	Appropriation	Expenditures	Appropriation	Expenditures	Appropriation	Expenditures	Appropriation	Expenditures	Appropriation	Expenditures
Coronavirus Relief Fund	\$1,250,000,000	\$1,238,874,970			\$650,000	\$0						
<b>Section A - General Government</b>												
Legislative Branch	984,774	984,774	0	0	0	0	0	0	0	0	0	0
Consumer Counsel	0	0	0	0	0	0	0	0	0	0	0	0
Governor's Office	169,715	169,715	8,764,495	8,342,112	17,000,000	0	0	0	1,337,144,414	58,110,275	4,577,829	0
Secretary of State	0	0	3,000,000	222,373	0	0	0	0	0	0	0	0
Commissioner of Political Practices	0	0	0	0	0	0	0	0	0	0	0	0
State Auditor's Office	0	0	0	0	0	0	0	0	0	0	0	0
Department of Revenue	336,559	432,490	0	0	0	0	0	0	0	0	0	0
Department of Administration	279,939,089	279,798,210	0	0	0	0	0	0	0	0	0	0
Department of Commerce	353,089,599	352,800,487	12,951,384	727,013	17,000,000	10,442,585	183,000,000	0	48,000	48,000	0	0
Department of Labor & Industry	235,245,850	233,896,018	62,372,838	56,608,766	0	0	5,251,366	1,845,315	5,200,000	275,000	0	0
Department of Military Affairs	3,443,991	3,443,991	0	0	0	0	0	0	0	0	0	0
Total Section A	873,209,577	871,525,685	87,088,717	65,900,264	34,000,000	10,442,585	188,251,366	1,845,315	1,342,392,414	58,433,275	4,577,829	0
<b>Section B - Health and Human Services</b>												
Department of Public Health and Human Services	241,558,783	241,558,783	333,959,158	286,243,200	258,900,000	14,898,333	0	0	213,541,000	0	900,000	0
Total Section B	241,558,783	241,558,783	333,959,158	286,243,200	258,900,000	14,898,333	0	0	213,541,000	0	900,000	0
<b>Section C - Natural Resources &amp; Transportation</b>												
Department of Fish, Wildlife, and Parks	5,306	5,306	0	0	0	0	0	0	0	0	0	0
Department of Environmental Quality	527,247	545,464	0	0	0	0	0	0	0	0	0	0
Department of Transportation	10,461,110	10,461,110	38,890,636	23,841,784	0	0	102,700,000	0	3,377,812	74	0	0
Department of Livestock	0	0	0	0	0	0	0	0	0	0	0	0
Department of Natural Resources & Conservation	23,237,154	23,237,153	0	0	0	0	0	0	0	0	0	0
Department of Agriculture	16,098,299	16,098,299	0	0	0	0	0	0	0	0	0	0
Total Section C	50,329,116	50,347,332	38,890,636	23,841,784	0	0	102,700,000	0	3,377,812	74	0	0
<b>Section D - Justice, Law Enforcement, &amp; Justice</b>												
Judicial Branch	364,760	364,760	0	0	0	0	0	0	0	0	0	0
Department of Justice	290,122	290,122	0	0	0	0	0	0	0	0	0	0
Public Service Commission	0	0	0	0	0	0	0	0	0	0	0	0
Office of the Public Defender	125,144	125,144	0	0	0	0	0	0	0	0	0	0
Department of Corrections	42,235,679	42,235,679	3,457,033	2,161,080	0	0	0	0	0	0	0	0
Total Section D	43,015,705	43,015,705	3,457,033	2,161,080	0	0	0	0	0	0	0	0
<b>Section E - Education</b>												
Office of Public Instruction	110,272	110,272	41,295,230	24,765,227	0	0	170,099,465	3,873,540	382,019,236	0	31,000,000	0
Board of Public Education	0	0	0	0	0	0	0	0	0	0	0	0
School for the Deaf and Blind	9,677	9,677	0	0	0	0	0	0	0	0	0	0
Montana Arts Council	826,696	826,696	424,400	424,400	0	0	0	0	0	0	0	0
Montana State Library	265,297	265,297	96,573	1,706	0	0	0	0	2,235,444	1,415	0	0
Montana Historical Society	0	0	0	0	0	0	0	0	0	0	0	0
Office of the Commissioner of Higher Education	31,218,299	31,215,524	0	0	0	0	0	0	0	0	0	0
Total Section E	32,430,241	32,427,466	41,816,203	25,191,333	0	0	170,099,465	3,873,540	384,254,680	1,415	31,000,000	0
Total Allocated to State Agencies	\$1,240,543,422	\$1,238,874,970	\$505,211,747	\$403,337,661	\$292,900,000	\$25,340,918	\$461,050,831	\$5,718,855	\$1,943,565,906	\$58,434,764	\$36,477,829	\$0
Funds Remaining for Allocation	9,456,579											

COVID -19 Stimulus Funding Coronavirus Relief Funds 2021 Biennium						
		Total Appropriation Established	Expenditures FY 2020      FY 2021		Total Expenditures	Remaining Authority
<b>Section A - General Government</b>						
Legislative Branch	Agency Covid Expense	\$984,774	\$1,419	\$983,355	\$984,774	0
Consumer Counsel	Agency Covid Expense	0	0	0	0	0
Governor's Office	Agency Covid Expense	169,715	58,036	111,679	169,715	0
Commissioner of Political Practices	Agency Covid Expense	0	0	0	0	0
State Auditor's Office	Agency Covid Expense	0	0	0	0	0
Department of Revenue	Agency Covid Expense	336,559	151,876	280,614	432,490	(95,931)
Department of Administration	Agency Covid Expense	1,792,682	586,361	1,206,321	1,792,682	0
	School Assistance	81,795,178	0	81,795,178	81,795,178	0
	Mail-in Ballot Postage Reimbursement	288,463	288,463	0	288,463	0
	Local Government Reimbursement	193,358,811	22,320,940	171,037,871	193,358,811	0
	Service Now	2,462,685	2,462,685	0	2,462,685	0
	Covid Contact Center	241,270	0	100,391	100,391	140,879
Department of Commerce	Agency Covid Expenses including submittable	1,920,374	765,729	1,154,640	1,920,369	5
	Business Stablization Grants	254,000,000	45,047,723	208,747,163	253,794,886	205,114
	Tourism Safety Grants	15,000,000	106,475	14,893,525	15,000,000	0
	Census Grants	511,154	0	511,154	511,154	0
	East Edge of Glacier Park Tourism Grants	856,792	0	856,792	856,792	0
	Housing Assistance Grants	9,448,727	494,408	8,907,490	9,401,898	46,829
	Loan Deferrment Program	69,742,692	0	69,705,528	69,705,528	37,164
	Movie Theater Grants	1,609,860	0	1,609,860	1,609,860	0
Department of Labor & Industry	Agency Covid Expense	280,541	152,631	127,910	280,541	0
	Unemployment Trust Fund	204,000,000	0	203,571,363	203,571,363	428,637
	Unemployment additional \$200 a week	14,832,155	0	14,509,690	14,509,690	322,464
	Supplemental Lost Wage Assistance Prgm	16,133,154	(0)	15,534,424	15,534,424	598,730
Department of Military Affairs	Agency Covid Expense	<u>3,443,991</u>	<u>709,806</u>	<u>2,734,185</u>	<u>3,443,991</u>	<u>0</u>
<b>Total Section A</b>		<b>873,209,577</b>	<b>73,146,553</b>	<b>798,379,133</b>	<b>871,525,685</b>	<b>1,683,892</b>
<b>Section B - Health and Human Services</b>						
DPHHS	Public Health Grants	9,045,234	3,700,940	5,344,294	9,045,234	0
	Stay Connected Grants	267,266	130,804	136,462	267,266	0
	Food Bank Grants	5,202,159	1,317,200	3,884,959	5,202,159	0
	Social Services Non- Profits Grants	55,151,786	5,041,956	50,109,830	55,151,786	0
	Adaptive Telework Technology	121,250	7,870	113,380	121,250	0
	Behavioral Health, Substance Abuse, & Other	8,965,737	0	8,965,737	8,965,737	0
	Safeguard Access Grants	899,240	0	899,240	899,240	0
	Childcare Assistance	58,823,291	0	58,823,291	58,823,291	0
	Supplement FC Support	2,815,047	1,099,360	1,715,687	2,815,047	0
	Nursing facility swing bed supplemental paym	32,644,440	0	32,644,440	32,644,440	0
	Nursing Home Quarantine & Isolation Paymen	13,969,927	0	13,969,927	13,969,927	0
	Guardian and Adoptive Parent Payments	1,123,800	0	1,123,800	1,123,800	0
	MEICHVB Home Visit	122,531	10,000	112,531	122,531	0
	COVID Cares	35,013,769	14,886,016	20,127,753	35,013,769	0
	COVID Testing	<u>17,393,303</u>	<u>0</u>	<u>17,393,303</u>	<u>17,393,303</u>	<u>0</u>
<b>Total Section B</b>		<b>241,558,783</b>	<b>26,194,149</b>	<b>215,364,634</b>	<b>241,558,783</b>	<b>0</b>

1 continued on following page

Section C - Natural Resources & Transportation						
Department of Fish, Wildlife, and Parks	Agency Covid Expenses	5,306	0	5,306	5,306	0
Department of Environmental Quality	Agency Covid Expenses	527,247	82,009	463,455	545,464	(18,217)
Department of Transportation	Agency Covid Expenses	152,518	55,511	97,007	152,518	0
	Live Entertainment Grant Program	10,308,592	0	10,308,592	10,308,592	0
Department of Livestock	Agency Covid Expenses	0	0	0	0	0
Department of Natural Resources & Conservation	Agency Covid Expenses	1,217,413	480,791	736,621	1,217,412	1
	Business Adaptability Grants	22,019,741	395,836	21,623,905	22,019,741	0
Department of Agriculture	Agency Covid Expenses	117,955	25,749	92,206	117,955	0
	Food & Agriculture Adaptability Grants	3,920,281	738,032	3,182,249	3,920,281	0
	Meat Processing Grants	<u>12,060,063</u>	<u>0</u>	<u>12,060,063</u>	<u>12,060,063</u>	<u>0</u>
Total Section C		50,329,116	1,777,928	48,569,404	50,347,332	(18,216)
Section D- Justice, Law Enforcement, & Justice						
Judicial Branch	Agency Covid Expenses	184,760	51,300	133,460	184,760	0
	CARES Legal Services	180,000	0	180,000	180,000	0
Department of Justice	Agency Covid Expenses	290,122	0	290,122	290,122	0
Public Service Commission	Agency Covid Expenses	0	0	0	0	0
Office of the Public Defender	Agency Covid Expenses	125,144	22,265	102,879	125,144	0
Department of Corrections	Agency Covid Expenses	<u>42,235,679</u>	<u>15,432,825</u>	<u>26,802,854</u>	<u>42,235,679</u>	<u>0</u>
Total Section D		43,015,705	15,506,390	27,509,315	43,015,705	0
Section E - Education						
Office of Public Instruction	Agency Covid Expenses	110,272	20,350	89,922	110,272	0
Board of Public Education	Agency Covid Expenses	0	0	0	0	0
School for the Deaf and Blind	Agency Covid Expenses	9,677	9,677	0	9,677	0
Montana Arts Council	Agency Covid Expenses	7,512	(0)	7,512	7,512	0
	MT Arts Council Grants	819,184	0	819,184	819,184	0
Montana State Library	Agency Covid Expenses	15,297	15,297	0	15,297	0
	EContent for Local Libraries	250,000	0	250,000	250,000	0
Montana Historical Society	Agency Covid Expenses	0	0	0	0	0
Office of the Commissioner of Higher Education	Agency Covid Expenses	963,399	126,218	837,180	963,398	1
	COVID Mitigation	17,750,001	0	17,750,001	17,750,001	0
	COVID Mitigation Tribal and Private Colleges	1,372,600	0	1,372,600	1,372,600	0
	COVID Enhanced Screening	777,799	0	777,799	777,799	0
	COVID Access and Mental Health	<u>10,354,500</u>	<u>0</u>	<u>10,351,726</u>	<u>10,351,726</u>	<u>2,774</u>
Total Section E		32,430,241	171,542	32,255,924	32,427,466	2,775
Total Coronavirus Relief Funds Allocated to State Agencies		\$1,240,543,422	\$116,796,561	\$1,122,078,410	\$1,238,874,970	\$1,668,452
Total Appropriation Received		<u>1,250,000,000</u>				
Funds Remaining for Allocation		9,456,578				

Non-CRF Federal Funding from Federal COVID Response Bills						
Agency and Program	Total Appropriation		Expenditures		Remaining Authority	
	Established		FY 2020	FY 2021		Grand Total
<b>Section A - General Government</b>						
31010 Governors Office						
Governor's Emergency Education Relief (GEER)	\$8,764,495		\$0	\$8,342,112	\$8,342,112	\$422,383
32010 Secretary of State						
2020 Federal Election Cycle Supplemental Funding	3,000,000		0	222,373	222,373	2,777,627
65010 Department of Commerce						
Small Business Development Centers	1,280,000		23,552	598,828	622,380	657,620
Community Development Block Grants	10,174,175		0	4,291	4,291	10,169,884
Project Based Rental Assistance	1,244,721		0	100,342	100,342	1,144,379
Tenant Based Section 8 Voucher Program	109,677		0	0	0	109,677
Supplemental Housing Assistance Payments	142,811		0	0	0	142,811
66020 Department of Labor & Industry						
Dislocated Worker Grant	582,750		0	154,227	154,227	428,523
Fraud Management Operations	2,430,000		0	676,543	676,543	1,753,457
Support increased staffing for UI benefits	2,678,938		987,231	646,754	1,633,985	1,044,953
Emergency UI Operations	1,198,117		375,676	822,440	1,198,116	1
Pandemic UI Operations	347,793		149,789	198,003	347,792	1
Pandemic Extended Benefits Operations	48,739,412		0	46,572,237	46,572,237	2,167,175
Pandemic UI Assistance Operations	6,395,828		1,728,479	4,297,388	6,025,867	369,961
Section A Total	87,088,717		3,264,727	62,635,537	65,900,264	21,188,453
<b>Section B - Public Health and Human Services</b>						
69010 Department of Public Health & Human Services						
FMAP 6.2 percentage points increase	114,719,977		39,496,701	75,173,659	114,670,360	49,617
Assistance for homeless	9,266,836		100,715	2,817,977	2,918,691	6,348,145
Housing Opportunities for Person with AIDS	324,723		31,894	130,679	162,572	162,151
LIEAP funding: additional heat, electricity assistance	5,173,970		3,571,621	379,427	3,951,048	1,222,922
Cares Act Community Services Block Grant	4,586,220		35,386	833,915	869,301	3,716,919
COVID-19 Federal support for local food banks	310,666		71,574	53,109	124,684	185,982
TEFAP funding additional food to local food banks	465,998		242,622	27,922	270,545	195,453
Food Distribution Program on Indian Reservations	2,848,833		0	0	0	2,848,833
COVID Supplemental SNAP	104,186,762		0	97,403,981	97,403,981	6,782,781
Support for domestic violence women's shelters	111,582		0	96,134	96,134	15,448
Support for foster care	108,741		0	0	0	108,741
Hospitals and other healthcare providers support	4,490,898		934,894	3,556,004	4,490,897	1
COVID-19 Surveillance	4,567,500		2,559,384	1,580,499	4,139,883	427,617
Hospitals, Health Systems & Health Workers	273,861		0	270,880	270,880	2,981
COVID-19 Ryan White HIV/AIDS Program	50,000		0	38,839	38,839	11,161
COVID-19 Testing and Monitoring	5,921,000		1,798,084	3,260,202	5,058,285	862,715
MT Epidemiology and Laboratory Capacity	49,914,794		3,105,113	26,277,350	29,382,463	20,532,331
Covid - 19 Hospital Preparedness and Response	941,173		0	713,113	713,113	228,060
CDC COVID Epidemiology & Lab Capacity	917,367		0	81,280	81,280	836,087
Increased influenza vaccination coverage	359,041		504	117,381	117,885	241,156
CARES Act Immunization funding	872,020		0	451,861	451,861	420,159
CARES Act Epidemiology & Lab Capacity	50,000		0	39,218	39,218	10,782
Provider Certification and Oversight	578,221		0	342,062	342,062	236,159
Families First Administration for Community Living	800,000		798,655	175	798,830	1,170
Additional Funding Meals Program for Older Americans	400,000		399,175	448	399,623	377
Caregiver Support and Meals Program	500,000		141,588	357,507	499,095	905
Aging Support Services	1,000,000		299,917	698,285	998,202	1,798
Local Ombudsman Programs	100,000		10,800	19,200	30,000	70,000
Additional Funding Meals Program for Older Americans	2,400,000		585,870	1,808,085	2,393,955	6,045
Aging services in Montana communities	305,454		303,449	630	304,079	1,375
Emergency, medical personnel; licensed facilities	10,113,887		6,660,740	3,455,686	10,116,427	(2,540)
School & Summer Lunch/Breakfast	5,299,634		3,205,405	1,256,868	4,462,274	837,360
Behavioral Health Crisis Services	2,000,000		0	646,732	646,732	1,353,268
Section B Total	333,959,158		64,354,092	221,889,108	286,243,200	47,715,958



Section C - Natural Resources and Transportation					
54010 Department of Transportation					
Federal Aviation Grant West Yellowstone/Lincoln	3,435,688	212,432	396,450	608,882	2,826,806
Federal Transit Infrastructure Grants	<u>35,454,948</u>	<u>5,784,009</u>	<u>17,448,893</u>	<u>23,232,902</u>	<u>12,222,046</u>
Section C Total	38,890,636	5,996,441	17,845,343	23,841,784	15,048,852
Section D - Judicial, Law Enforcement, and Justice					
64010 Department of Corrections					
COVID Administrative Support	<u>3,457,033</u>	<u>52,143</u>	<u>2,108,937</u>	<u>2,161,080</u>	<u>1,295,953</u>
Section D Total	3,457,033	52,143	2,108,937	2,161,080	1,295,953
Section E - Education					
35010 Office of Public Instruction					
K-12 Education Stabilization Funds	41,295,230	1,421,661	23,343,566	24,765,227	16,530,003
51140 Montana Arts Council					
National Endowment for the Arts	424,400	0	424,400	424,400	0
51150 Montana State Library					
Hotspots for local libraries, online content	<u>96,573</u>	<u>0</u>	<u>1,706</u>	<u>1,706</u>	<u>94,867</u>
Section E Total	41,816,203	1,421,661	23,769,672	25,191,333	16,624,870
Grand Total	\$505,211,747	\$75,089,064	\$328,248,598	\$403,337,661	\$101,874,085