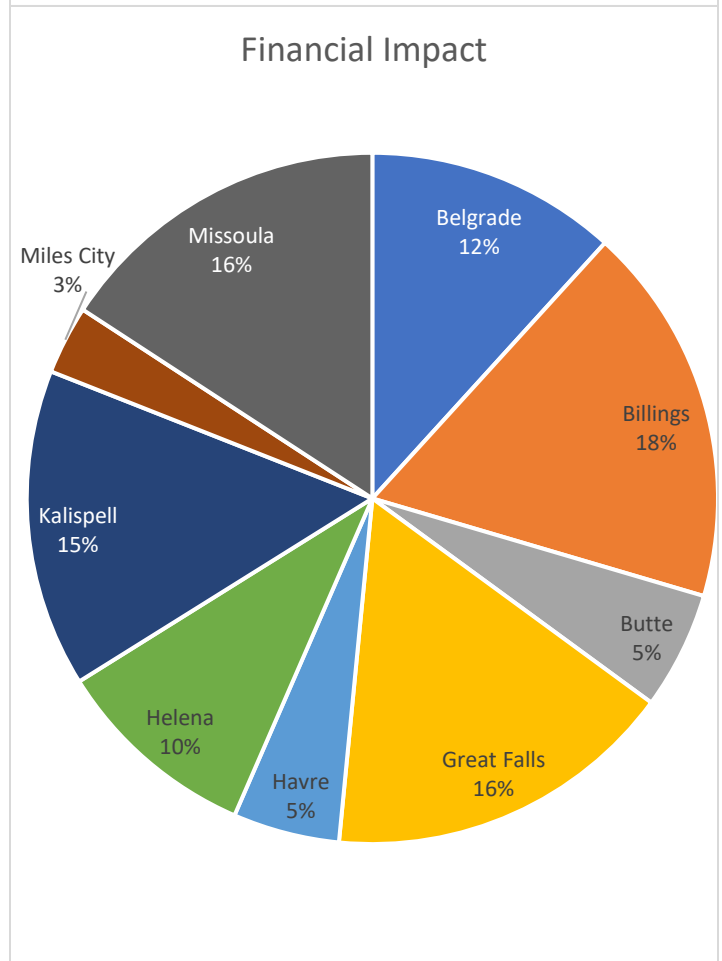
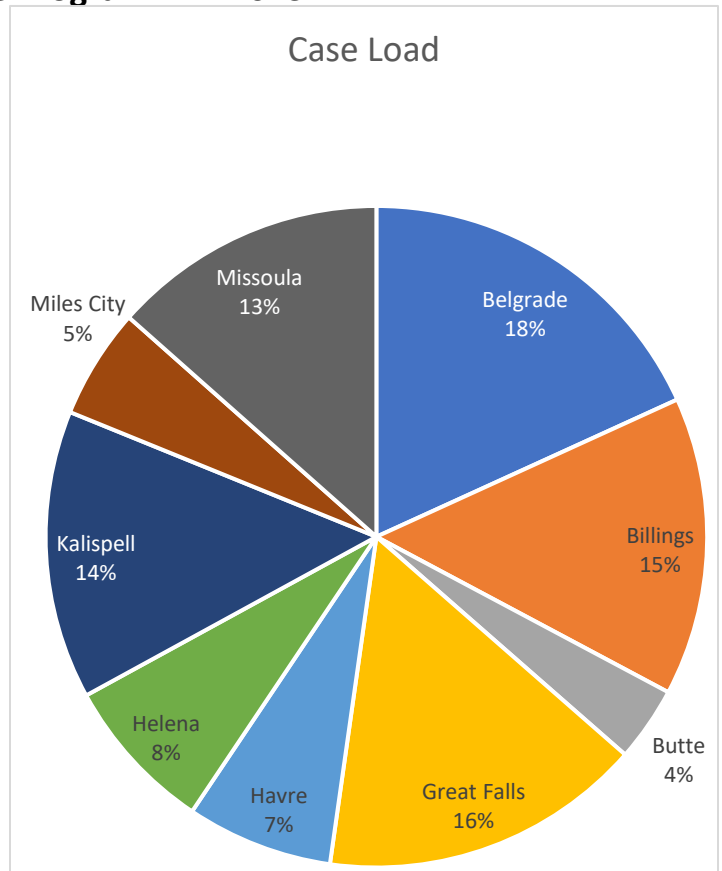


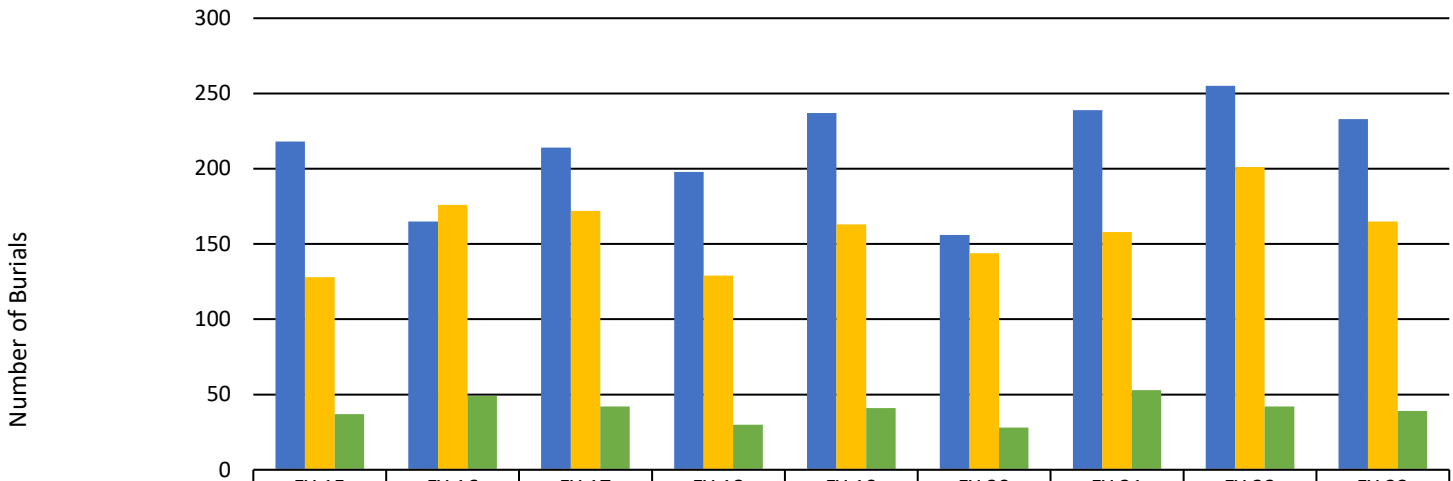
## Montana Veterans Service Program – FY 2023

Region	City	County	Case Load	Financial Impact	
Region 1	Belgrade	E Madison	1049	\$ 1,798,537.00	\$ 43,682,847.00
		Gallatin		\$ 32,782,262.00	
		Meagher		\$ 1,246,973.00	
		Park		\$ 5,874,507.00	
		Sweet Grass		\$ 1,310,528.00	
		Wheatland		\$ 670,040.00	
	Billings	Big Horn	842	\$ 2,040,828.00	\$ 66,177,615.00
		Carbon		\$ 3,933,389.00	
		Golden Valley		\$ 357,320.00	
		Mussellshell		\$ 2,745,429.00	
		Petroleum		\$ 165,029.00	
		Rosebud		\$ 742,825.00	
		Stillwater		\$ 3,167,130.00	
		Treasure		\$ 103,372.00	
	Yellowstone	\$ 52,922,293.00			
	Miles City	Carter	311	\$ 211,401.00	\$ 11,923,914.00
		Custer		\$ 3,974,793.00	
		Daniels		\$ 280,608.00	
		Dawson		\$ 1,993,438.00	
		Fallon		\$ 428,674.00	
Garfield		\$ 99,105.00			
McCone		\$ 428,297.00			
Powder River		\$ 210,038.00			
Prairie		\$ 306,807.00			
Richland		\$ 1,212,391.00			
Roosevelt		\$ 1,262,575.00			
Rosebud		\$ 980,532.00			
Sheridan		\$ 408,494.00			
Wibaux		\$ 126,761.00			
Region 2	Havre	Blaine	413	\$ 2,296,334.00	\$ 18,530,943.00
		Chouteau		\$ 292,857.00	
		Glacier		\$ 3,846,380.00	
		Hill		\$ 6,077,352.00	
		Liberty		\$ 379,248.00	
		Phillips		\$ 1,627,402.00	
		Pondera		\$ 153,583.00	
		Toole		\$ 1,525,709.00	
		Valley		\$ 2,332,079.00	
	Great Falls	Cascade	911	\$ 51,317,453.00	\$ 61,280,160.00
		Chouteau		\$ 1,362,639.00	
		Fergus		\$ 3,301,091.00	
		Judith Basin		\$ 763,361.00	
		Lewis & Clark		\$ 284,748.00	
		Pondera		\$ 1,915,914.00	
		Teton		\$ 2,334,954.00	
	Helena	Broadwater	440	\$ 2,638,600.00	\$ 35,632,470.00
		Lewis & Clark		\$ 28,156,204.00	
N Jefferson		\$ 4,237,697.00			
Powell		\$ 599,968.00			
Region 3	Kalispell	Flathead	814	\$ 36,396,947.00	\$ 55,277,436.00
		Lake		\$ 7,694,263.00	
		Lincoln		\$ 11,186,226.00	
	Missoula	Mineral	776	\$ 3,076,405.00	\$ 58,737,830.00
		Missoula		\$ 35,377,403.00	
		Ravalli		\$ 14,621,219.00	
		Sanders		\$ 5,662,802.00	
	Butte	Beaverhead	211	\$ 2,511,063.00	\$ 20,440,371.00
		Deer Lodge		\$ 2,428,039.00	
		Granite		\$ 844,072.00	
N. Madison		\$ 747,164.00			
Powell		\$ 1,790,255.00			
S. Jefferson		\$ 1,455,404.00			
Silverbow		\$ 10,657,222.00			
State Agencies	\$ 7,153.00				
			5,767	\$ 371,683,585.00	



### Montana State Veterans Cemetery Program – FY 2023

Cemetery	Number of Burials	Estimated Revenue from Burials
Montana State Veterans Cemetery (MSVC) – Fort Harrison	233	\$203,825
Western Montana State Veterans Cemetery (WMSVC) – Missoula	165	\$135,768
Eastern Montana State Veterans Cemetery (EMSVC) – Miles City	39	\$37,059
<b>TOTAL</b>	<b>437</b>	<b>\$376,652</b>



	FY 15	FY 16	FY 17	FY 18	FY 19	FY 20	FY 21	FY 22	FY 23
■ MSVC - Fort Harrison	218	165	214	198	237	156	239	255	233
■ WMSVC - Missoula	128	176	172	129	163	144	158	201	165
■ EMSVC - Miles City	37	49	42	30	41	28	53	42	39

### Montana Veteran Affairs Division Staffing – FY 2023

Office Location	Administrator	Budget Analyst	Admin Support	Bureau Chief	Regional VSO	VSO	Cemetery Manager	Grounds-keeper	TOTALS
Headquarters (Helena)	1	1	1						<b>3</b>
<b>Montana State Veterans Cemetery Program</b>									
MSVC							1	1	<b>2</b>
WMSVC				1			1	1	<b>3</b>
EMSVC							1	1	<b>2</b>
<b>Montana Veterans Service Program</b>									
Belgrade					1	2			<b>3</b>
Billings						3			<b>3</b>
Butte						1			<b>1</b>
Great Falls					1	2			<b>3</b>
Havre						2			<b>2</b>
Helena						2			<b>2</b>
Kalispell				1	1	2			<b>4</b>
Miles City						1			<b>1</b>
Missoula						3			<b>3</b>
<b>TOTALS</b>	<b>1</b>	<b>1</b>	<b>1</b>	<b>2</b>	<b>3</b>	<b>18</b>	<b>3</b>	<b>3</b>	<b>32</b>