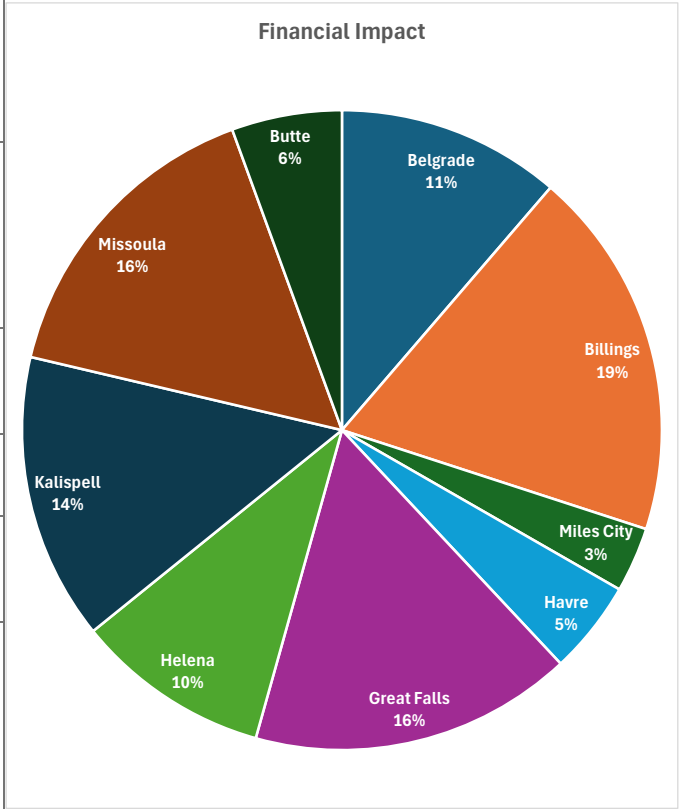
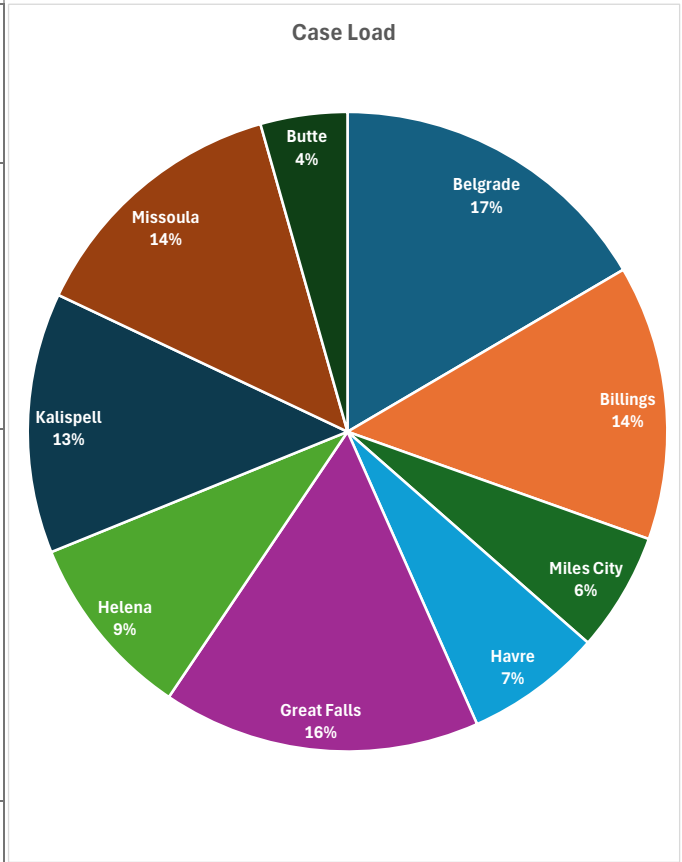


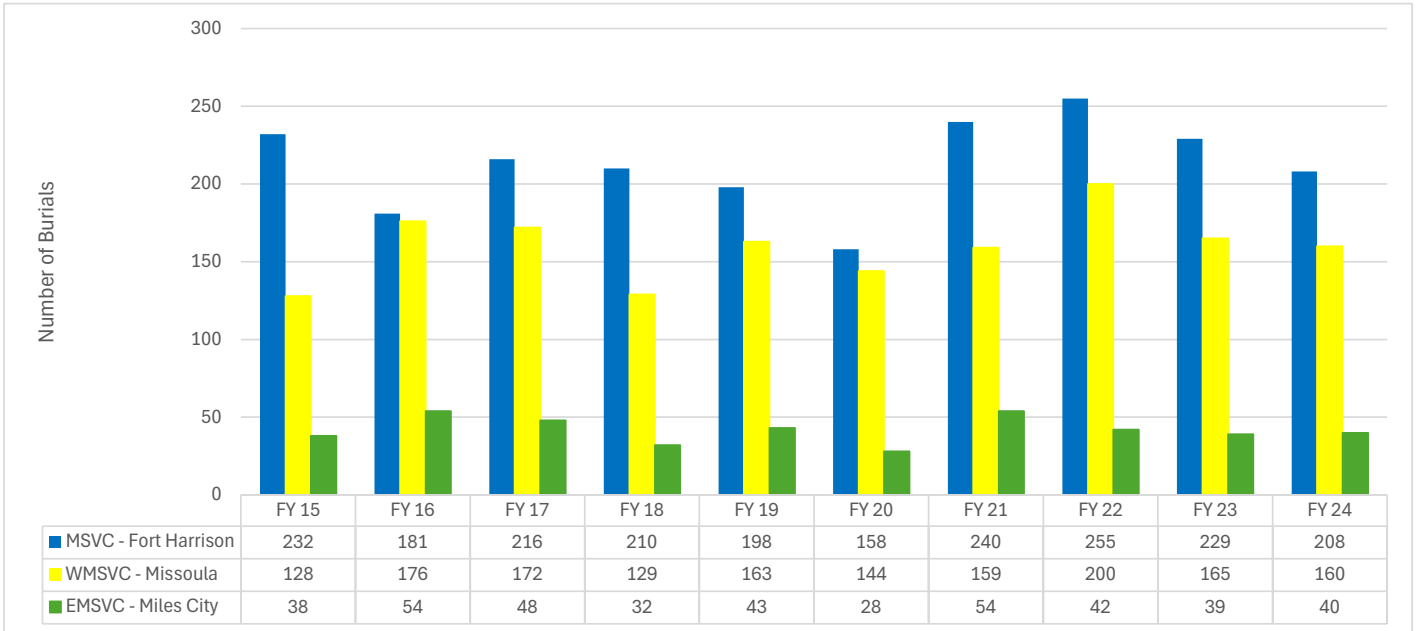
Montana Veterans Services Program - FY 2024

Region	City	County	Case Load	Financial Impact				
Region 1	Belgrade	E Madison	976	\$ 2,444,548.00	\$ 49,110,676			
		Gallatin		\$ 36,418,047.00				
		Meagher		\$ 1,458,390.00				
		Park		\$ 6,675,441.00				
		Sweet Grass		\$ 1,480,002.00				
		Wheatland		\$ 634,248.00				
	Billings	Big Horn	820	\$ 1,950,283.00	\$ 81,243,831			
		Carbon		\$ 4,725,323.00				
		Garfield		\$ 36,500.00				
		Golden Valley		\$ 389,921.00				
		Mussellshell		\$ 2,369,242.00				
		Petroleum		\$ 169,665.00				
		Rosebud		\$ 803,804.00				
		Stillwater		\$ 4,531,572.00				
		Treasure		\$ 167,520.00				
		Yellowstone		\$ 66,100,001.00				
		Miles City		Carter		355	\$ 206,999.00	\$ 14,286,695
				Custer			\$ 5,132,738.00	
	Daniels		\$ 286,836.00					
	Dawson		\$ 2,238,315.00					
	Fallon		\$ 478,789.00					
	Garfield		\$ 97,992.00					
	McCone		\$ 639,523.00					
	Powder River		\$ 261,903.00					
	Prairie		\$ 333,034.00					
	Richland		\$ 1,174,246.00					
	Roosevelt		\$ 1,381,689.00					
	Rosebud		\$ 1,310,658.00					
Sheridan	\$ 608,874.00							
Wibaux	\$ 135,099.00							
Region 2	Havre		Blaine	407	\$ 2,604,358.00		\$ 20,527,631	
			Chouteau		\$ 221,889.00			
			Glacier		\$ 4,403,417.00			
			Hill		\$ 6,381,277.00			
			Liberty		\$ 527,474.00			
		Phillips	\$ 1,760,655.00					
		Pondera	\$ 199,629.00					
		Toole	\$ 1,779,497.00					
		Valley	\$ 2,649,435.00					
	Great Falls	Cascade	948	\$ 59,673,646.00	\$ 70,901,976			
		Chouteau		\$ 1,579,860.00				
		Fergus		\$ 4,036,780.00				
		Judith Basin		\$ 1,016,025.00				
		Lewis & Clark		\$ 303,013.00				
		Pondera		\$ 1,788,240.00				
	Teton	\$ 2,504,412.00						
	Helena	Broadwater	556	\$ 2,849,872.00	\$ 42,761,988			
		Lewis & Clark		\$ 33,914,147.00				
N Jefferson		\$ 5,380,406.00						
Powell		\$ 617,563.00						
Region 3	Kalispell	Flathead	777	\$ 42,354,989.00	\$ 62,925,652			
		Lake		\$ 8,545,100.00				
		Lincoln		\$ 12,025,563.00				
	Missoula	Mineral	801	\$ 3,234,078.00	\$ 68,431,432			
		Missoula		\$ 42,383,096.00				
		Ravalli		\$ 16,000,184.00				
		Sanders		\$ 6,814,074.00				
	Butte	Beaverhead	259	\$ 3,062,843.00	\$ 24,208,571			
		Deer Lodge		\$ 2,796,829.00				
		Granite		\$ 979,065.00				
		N Madison		\$ 1,013,502.00				
		Powell		\$ 2,325,171.00				
		S Jefferson		\$ 1,613,205.00				
Silverbow		\$ 12,407,810.00						
State Agencies		\$ 10,146.00						
			5,899	\$ 434,398,452.00				



Montana State Veterans Cemetery Program - FY 2024

Cemetery	Number of Burials	Estimated Revenue from Burials
Montana State Veterans Cemetery (MSVC)	208	\$ 191,988.00
Western Montana State Veterans Cemetery (WMSVC)	160	\$ 133,912.00
Eastern Montana State Veterans Cemetery (EMSVC)	40	\$ 35,970.00
TOTAL	408	\$ 361,870.00



Montana Veteran Affairs Division Staffing - FY 2024

Office Location	Administrator	Budget Analyst	Accountant	Admin Support	Bureau Chief	Regional VSO	VSO	Cemetery Manager	Grounds-keeper	TOTALS
Headquarters (Helena)	1	1	1	1						4
Montana State Veterans Cemetery Program										
MSVC								1	2	3
WMSVC					1			1	2	4
EMSVC								1	1	2
Montana Veterans Service Program										
Belgrade				1	1		3			5
Billings				1		1	2			4
Butte				1			1			2
Great Falls				1			3			4
Havre						1	1			2
Helena							2			2
Kalispell				1		1	2			4
Miles City							1			1
Missoula				1			3			4
TOTALS	1	1	1	7	2	3	18	3	5	41