



TRANSPORTATION INTERIM COMMITTEE

May 8, 2024

VEHICLE SERVICES UPDATES

CARS Updates


- County Treasures spent 3 days in training, demos, and program verification
- VSB team continues to keep the project ahead of schedule

Challenges

- Staff training continues to be a challenge with resources pulled to the project

Successes

- VSB has implemented a new training structure adapting to the training resource shortage and has been successful
- New training structure allowed for large group training and is effectively addressing any transaction backlog
- Dealer compliance aided in the revocation of 13 dealers involved in fraudulent activity and successfully denied 3 dealer applications that had the potential to cause issues in the future.



APRIL VEHICLE SERVICES STATS

| Transactions Processed | April '23 Total Completed | April '24 Total Completed | Backlog (days out) | Production Volume |
|-------------------------------------|---------------------------|---------------------------|--------------------|-------------------|
| Approved Titles | 51,750 | 98,158 | 0 | ↑ 47% |
| Counter Customers | 417 | 474 | 0 | ↑ 12% |
| Escrow | 3,057 | 3,438 | 0 | ↑ 11% |
| Replacement Titles | 1,733 | 1,942 | 8 | ↑ 11% |
| T&R / Dealer Title Only | 1,270 | 1,970 | 3 | ↑ 35% |
| Add/Release Liens | 7,344 | 2,341 | 24 | ↓ 68% |
| Salvage | 478 | 1,437 | 9 | ↑ 67% |
| Total Transactions Completed | 66,049 | 112,469 | -- | ↑ 41% |



APRIL VEHICLE SERVICES STATS

| Customer Interactions | April '23 | April '24 | Variance |
|-------------------------|-----------|-----------|----------|
| Email Business Partners | 2,369 | 2,274 | - 4% |
| Email Public | 1,652 | 2,038 | 19% |
| Calls Taken | 4,200 | 3,890 | - 7% |
| VIN Inspections | 122 | 185 | 34% |



DRIVER SERVICES - CARS UPDATE

- Fully Launched CARS for Driver Services
 - Since Go Live
 - 148,000+ transactions
 - 8,100+ NCL Skills Tests
 - 45,000 Online Transactions
 - April
 - 28,976 transactions
 - 1,448 NCL Skills Tests
 - Transaction times continue to average between 5 and 7 minutes
 - 7,976 Online Transactions

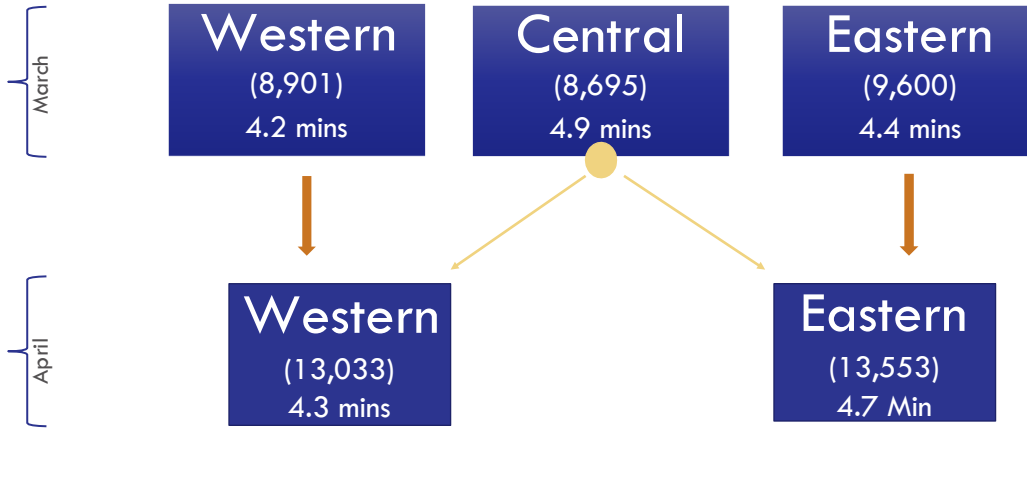


DRIVER SERVICES - ADDITIONAL UPDATES

- Commercial Driver Licensing
 - 2,800+ Skills Tests
 - CDL unit running efficiently. Model: four testing days, one VIN inspection day
- Helena Exam Move
 - 2019 Cromwell Dixon Ln
- Mobile ID Project Kick-off
- Mobile Unit
 - First trip to Ennis week of May 6th

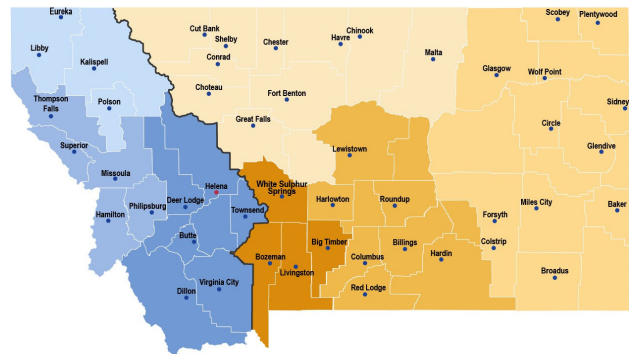


DRIVER SERVICES CHANGES



BIG 7 SNAPSHOT

| Stations (April) | Average Transactions per Day | Average Time per Transaction |
|------------------|------------------------------|------------------------------|
| East | | |
| Great Falls | 54 | 6.0 |
| Bozeman | 69 | 5.7 |
| Billings | 94 | 6.3 |
| West | | |
| Butte | 41 | 5.7 |
| Helena | 46 | 6.6 |
| Missoula | 70 | 6.9 |
| Kalispell | 73 | 6.5 |
| Overall | 64 | 6.2 |



2024 DRIVER SERVICES STATS

| Big 7 Exam AVG Days Out | April 2023 | April 2024 | Variance |
|--------------------------------|------------|------------|----------|
| Written | 54 | 3 | ↓ -94% |
| Drive | 54 | 3 | ↓ -94% |
| Renewal | 49 | 0 | ↓ -100% |
| Statewide Exam AVG Days Out | April 2023 | April 2024 | Variance |
| Written | 54 | 5 | ↓ -91% |
| Drive | 54 | 5 | ↓ -91% |
| Renewal | 52 | 0 | ↓ -100% |
| CDL Skills AVG Days Out | April 2023 | April 2024 | Variance |
| Pre-trip/Skills/Road | 47 | 10 | ↓ -77% |
| Skills/Road | 47 | 10 | ↓ -77% |
| Road | 46 | 8 | ↓ -83% |



2024 DRIVER SERVICES STATS

| Customer Surveys | March - April 2023 | March - April 2024 | Variance |
|--------------------------------------|--------------------|--------------------|----------|
| Office Appearance | 4.1 | 4.5 | ↑ |
| MVD Staff Appearance | 4.3 | 4.5 | ↑ |
| Satisfaction with Wait Time for Appt | 4.2 | 4.6 | ↑ |
| Friendliness | 4.6 | 4.7 | ↑ |
| Knowledge | 4.6 | 4.7 | ↑ |
| Overall | 4.4 | 4.7 | ↑ |



APRIL DRIVER SERVICES STATS

| | April '23 | April '24 | Variance |
|---------------------|-----------|-----------|----------|
| Total Placards | 4,017 | 3,469 | -14% |
| Driver Records | 418 | 4,367 | + 945% |
| Citations/Sanctions | 11,287 | 10,642 | - 6% |
| Mail-In | 3,821 | 118 | - 97% |
| Surrenders | 3,052 | 4,531 | + 48% |
| Total Transactions | 23,169 | 23,127 | - % |
| RDC Phone Calls | 12,102 | 11,382 | - 5.9% |
| Call Center | 7,574 | 6,303 | - 17% |
| Avg Wait Times | 9m 15s | 2m 36s | - 82% |



CARS ROLLOUT 3 TIMELINE

| Milestone | Date | Description |
|------------------------------|-------------------|--|
| Definition Start | January 8, 2024 | Start meetings to discuss business processes |
| Base Configuration Complete | May 3, 2024 | Complete setup of basic functionality |
| Testing Preparation Complete | July 12, 2024 | Ready to start testing CARS |
| Training | November 18, 2024 | Training for Counties & 3 rd Party Partners |
| Production Rollout | March 17, 2025 | Use CARS in production |



QUESTIONS

