

2010 Census Coverage Measurement Housing Unit Results for Montana

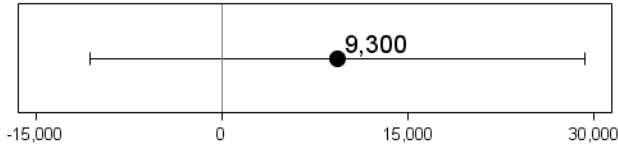
2010 Census Housing Unit Count: 482,825

Net Coverage

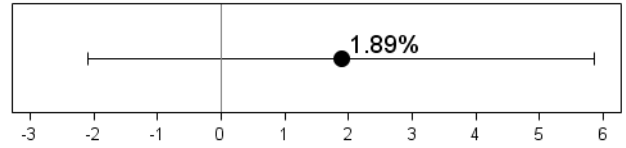
Net undercount is the CCM housing unit estimate minus the census count. Percent net undercount is the net undercount divided by the CCM housing unit estimate. A negative value is a net overcount.

Net Undercount: 9,300 (12,100 RMSE)
90% confidence interval: -10,600 to 29,200

Percent Net Undercount: 1.89% (2.42% RMSE)
90% confidence interval: -2.09% to 5.87%



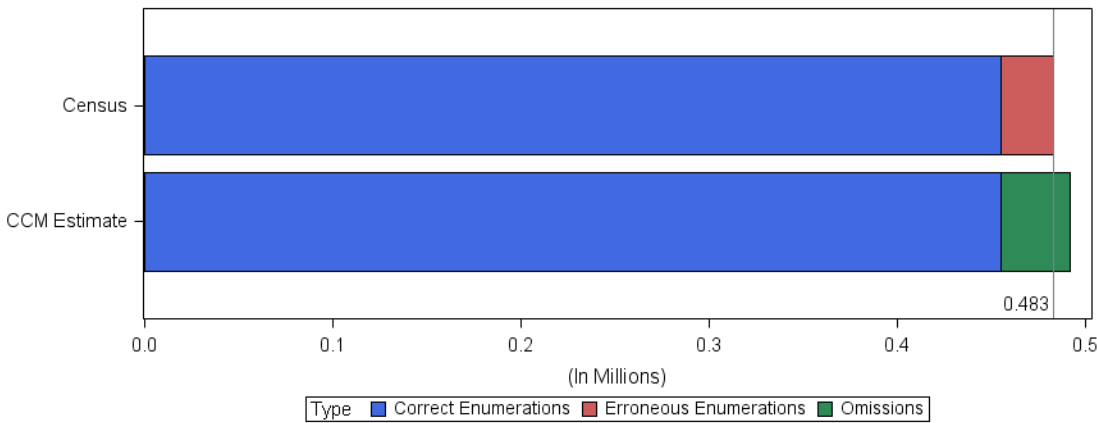
Net undercount estimate is not significantly different from 0



Percent net undercount estimate is not significantly different from 0

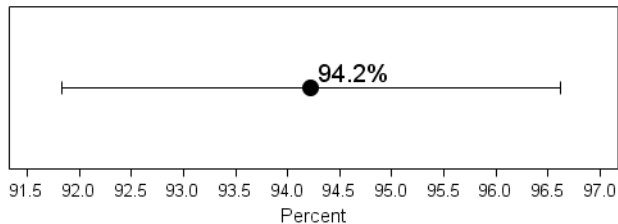
Components of Census Coverage

Correct enumerations are housing units that should have been counted in Montana. Erroneous enumerations include duplicate enumerations, nonexistent units, and units that were actually commercial or group quarters. Omissions are housing units that should have been counted in Montana but were not.



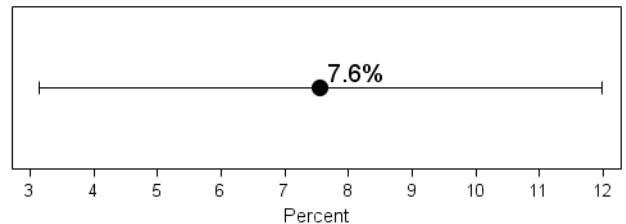
Census Components (Percent of Census Count)

Correct Enumerations: 94.2% (1.5% SE)
90% confidence interval: 91.8% to 96.6%

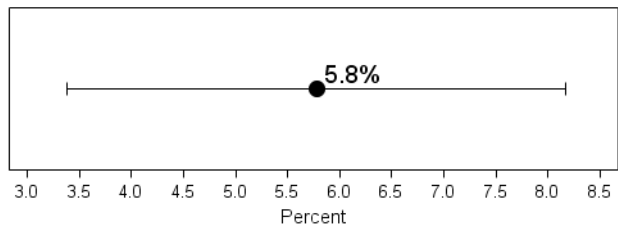


Omission Percentage (Percent of CCM Estimate)

Omissions: 7.6% (2.7% RMSE)
90% confidence interval: 3.1% to 12.0%



Erroneous Enumerations: 5.8% (1.5% SE)
90% confidence interval: 3.4% to 8.2%



Note: For the estimates of correct and erroneous enumerations, the standard error is an estimate of the sampling error. For estimates of the net undercount, percent net undercount, and omissions percentage, we provide estimates of the root mean squared error. These estimates of error add an estimate of the synthetic bias to the sampling error of the point estimates.