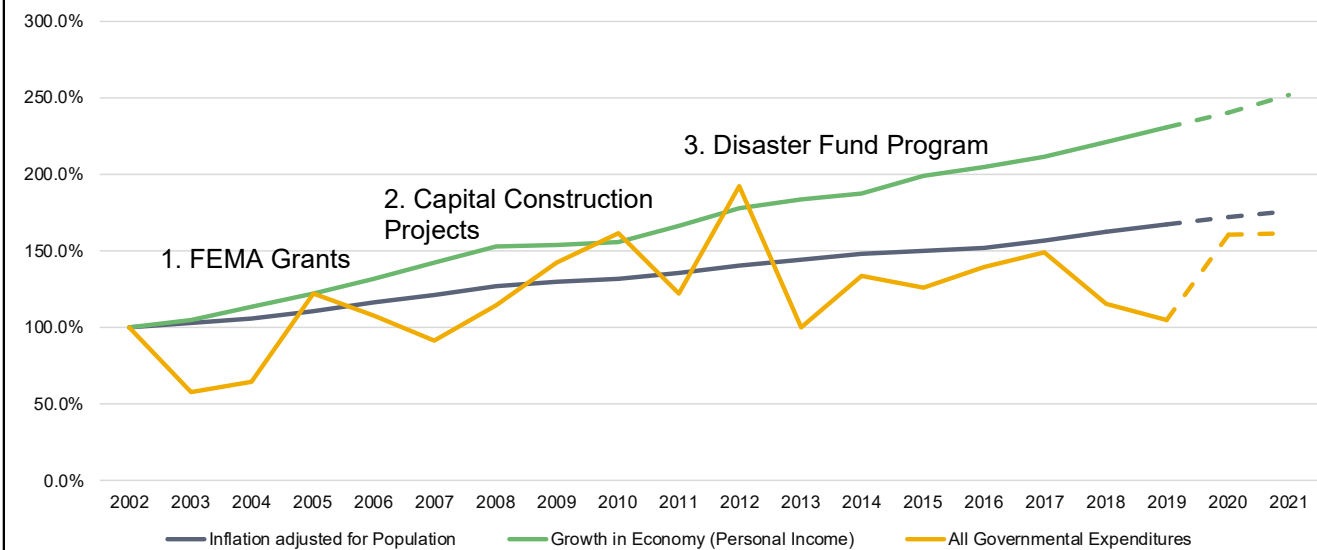


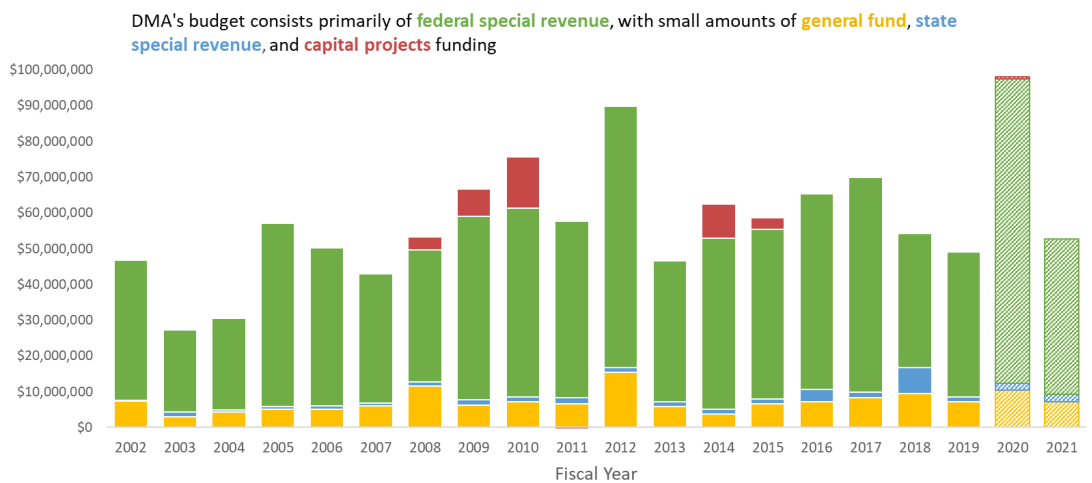
67010-Military Affairs

This chart shows the **all funds growth** in total expenditures compared to **growth in inflation** and to the **growth in the economy** since fiscal year 2002.



The Department of Military Affairs' (DMA) budget consists primarily of federal special revenue funds, with small amounts of general fund, state special revenue, and capital projects funding. The volatility in all funds expenditures within DMA is primarily related to surges in federal funds for disaster relief and pre-disaster mitigation grants, as well as federal funds for major capital construction projects such as new armories or readiness centers. Excluding these funds, the trend in expenditures for DMA generally parallels with inflation and population. The following list discusses in more detail the inflection points on the charts:

The following list discusses in more detail the inflection points on the charts:

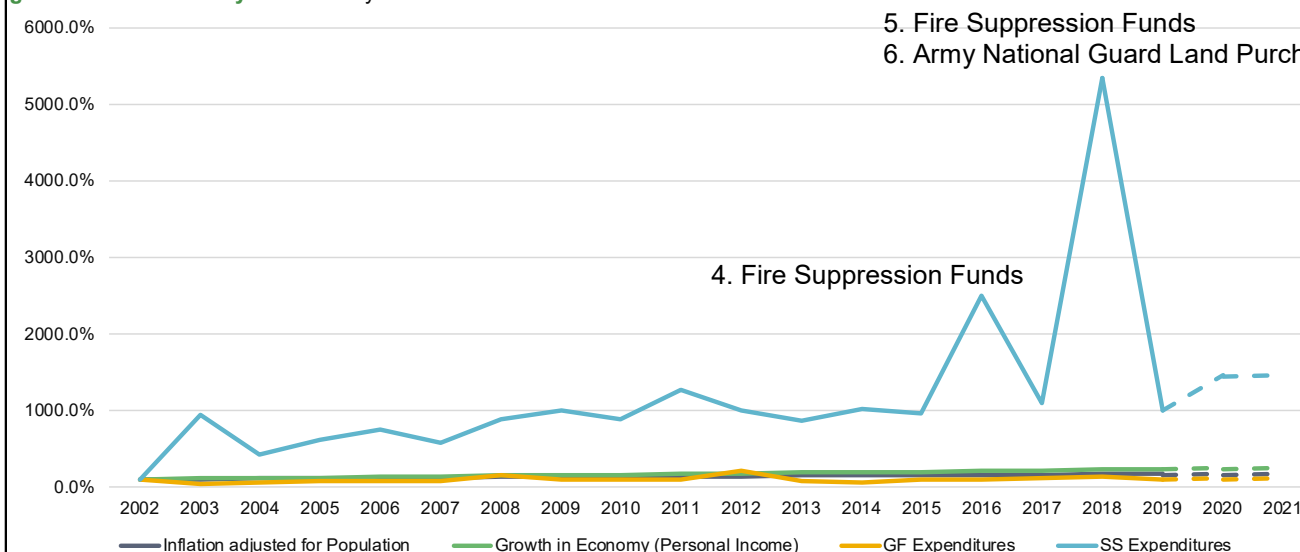


1. In FY 2005, the Disaster and Emergency Services Program received federal grants from the Federal Emergency Management Agency (FEMA) for pre-disaster mitigation plans, hazard assessment, emergency response preparation, and other federal grants for terrorism preparedness.
2. In FY 2005, the Military Capital Construction Program expended funds for the construction of several new armories. From FY 2007 through FY 2010, expenditures increased for the construction of the Armed Forces Reserve Center in Missoula and various other military construction projects. In FY 2014 and FY 2017, the program expended funds for the construction of readiness centers.
3. In FY 2012, expenditures from the Disaster Fund Program totaled \$50.9 million, \$49.3 million of which was a statutorily appropriated presidential FEMA grant related to severe storms and flooding Montana experienced in 2011.

67010-Military Affairs

GF and SS ONLY

This chart shows the **general fund growth** and **state special revenue growth** in total expenditures compared to **growth in inflation** and to the **growth in the economy** since fiscal year 2002.



4. In FY 2016, the Disaster Fund Program expended approximately \$2.1 million from the fire suppression state special revenue fund related to the 2015 fire season.
5. In FY 2018, the Disaster and Emergency Services Division expended approximately \$3.9 million from the fire suppression state special revenue fund related to the 2017 fire season.
6. Additionally in FY 2018, the Army National Guard Program expended approximately \$1.6 million in statutory authority from the land purchase state special revenue account.

General fund

General fund supports a portion of most of the programs in DMA and the entire cost of the National Guard Scholarship Program. General fund is primarily used to meet the state match requirements for federal funds in the Army and Air National Guard Programs and the Disaster and Emergency Services Division. General fund expenditures for DMA have grown at a similar rate to population and inflation.

State special revenue

State special revenue is predominately expended in the Disaster and Emergency Services Division and Veterans' Affairs Program. Veterans' Affairs accounts for the majority of the state special revenue funding with revenues generated through vehicle registrations, specialty license plates, and donations. Disaster and Emergency Services generally has a small amount of state special revenue expenditures for training and search and rescue operations. DMA has received a small amount of funding from the fire suppression state special revenue account for disaster-related expenditures; however, the Department of Natural Resources and Conservation expends a majority of the funds for fire suppression through their programs.