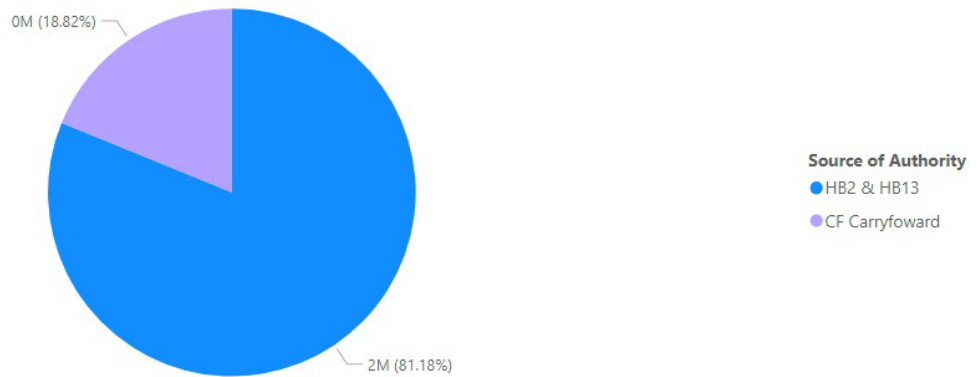


# CONSUMER COUNSEL

## TOTAL APPROPRIATION AUTHORITY

The total appropriation authority for the agency is shown in the pie chart below. HB 2 and HB 13 provide 81.2% of the total authority for this agency. All types of appropriation authority for this agency are described below, including total budget and the percent expended by source of authority.

Total Modified Budget by Source of Authority



Source of Authority	Modified Budget	Expended Budget	Percent Expended
HB2 & HB13	1,691,515	561,761	33.2%
CF Carryforward	392,256		
<b>Total</b>	<b>2,083,771</b>	<b>561,761</b>	<b>27.0%</b>

Report Period  Jul  Aug  Sep  Oct  Nov  Dec  Jan  Feb

## Carryforward

The Consumer Counsel established \$174,404 in operating expenses in FY 2020 carryforward authority in FY 2021. At 2021 fiscal year-end the funding had not been utilized. The Consumer Counsel reestablished the carryforward authority in FY 2022 as operating expenses. In addition, the Consumer Counsel established \$217,852 in operating expenses for FY 2021 carryforward authority in December 2021. As reflected in the figure above, as of the end of February the Consumer Counsel has not expended any of the carryforward appropriations.

## HB 2 BUDGET MODIFICATIONS

The following chart shows the HB 2 budget as passed by the legislature, including the pay plan, and the HB 2 modified budget between December 1, 2021 and February 28, 2022. Net modifications to the budget include operating plan changes from one expenditure account to another, program transfers, reorganizations, and agency transfers of authority. The **positive modifications** and **negative modifications** are shown by program, expenditure account, and fund type.

### Legislative Budget Compared to Modified Budget - HB 2 Only

Agency Name	December Modified Budget	March Modified Budget	Net Modifications
Consumer Counsel	1,691,515	1,691,515	
<b>Total</b>	<b>1,691,515</b>	<b>1,691,515</b>	

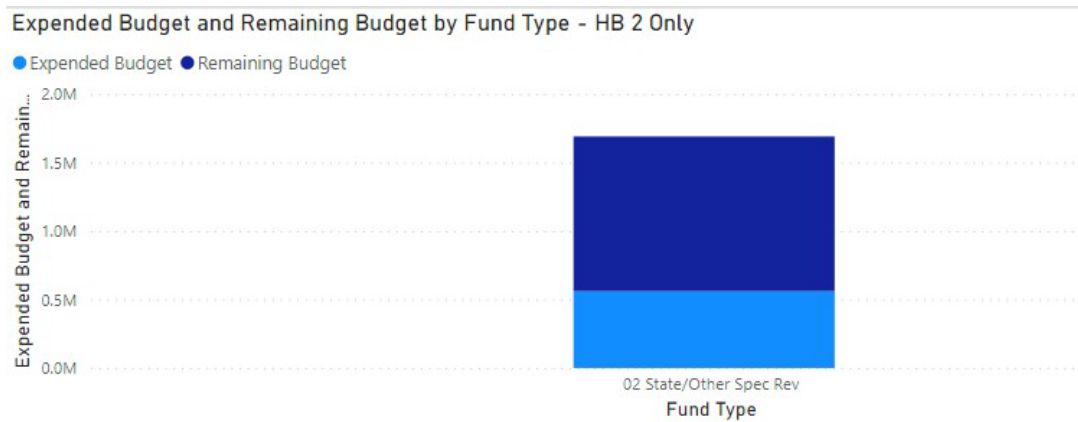
Acct & Lvl 1 DESC	December Modified Budget	March Modified Budget	Net Modifications
61000 Personal Services	682,684	682,684	
62000 Operating Expenses	1,007,165	1,007,165	
69000 Debt Service	1,666	1,666	

Fund Type	December Modified Budget	March Modified Budget	Net Modifications
02 State/Other Spec Rev	1,691,515	1,691,515	

As of February 28, 2022, the Consumer Counsel has not modified its HB 2 budget.

## HB 2 APPROPRIATION AUTHORITY

The following chart shows the appropriated budget for the agency compared to expenditures through February 28, 2022.



acclv1_descr	Modified Budget	Expended Budget	Percent Expended
Personal Services	682,684	290,468	42.5%
Operating Expenses	1,007,165	270,183	26.8%
Debt Service	1,666	1,110	66.6%

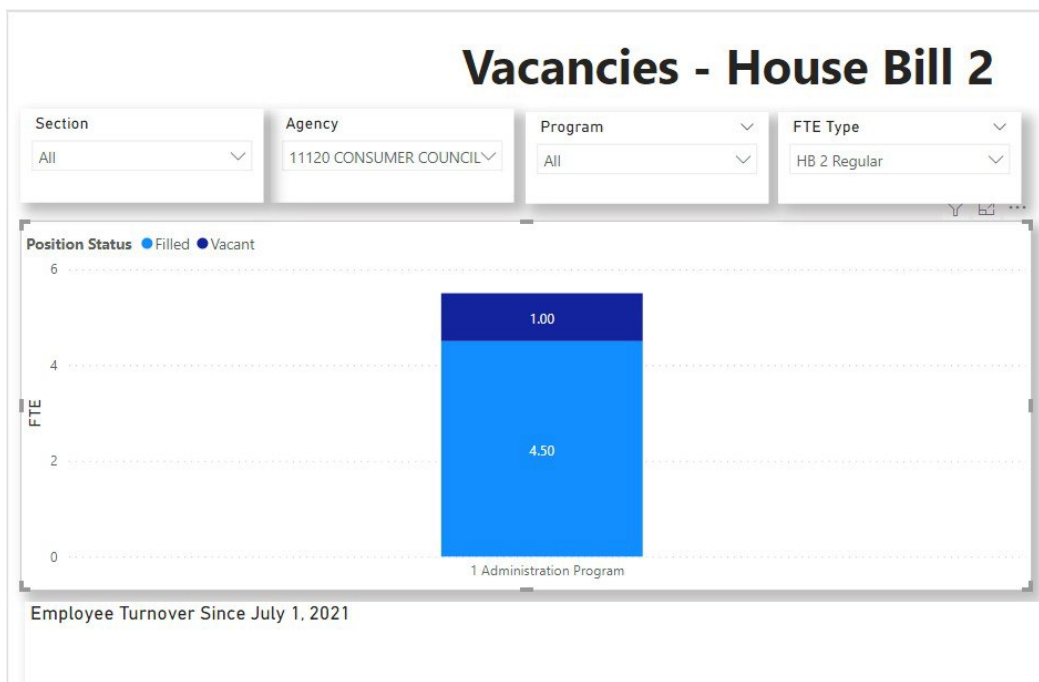
Program Name	Modified Budget	Expended Budget	Percent Expended
ADMINISTRATIVE PROGRAM	1,691,515	561,761	33.2%
<b>Total</b>	<b>1,691,515</b>	<b>561,761</b>	<b>33.2%</b>

The Consumer Counsel is entirely funded with state special revenue generated by fees imposed on regulated entities under the jurisdiction of the Public Service Commission.

### Personal Services

Personal services made up 40.4% of the HB 2 modified budget and, as shown in the chart above, were 42.5% expended as of February 28, 2022, which is below the level anticipated in the budget.

The following chart shows the filled and vacant FTE within the agency as of February 1, 2022.



In FY 2021, the consumer counsel director retired. In October 2021 the Legislative Consumer Committee appointed a new director from agency staff. The attorney position freed up by this appointment has been vacant since the appointment of the new director. As a result, the Consumer Council has not expended \$51,712 in personal services through the end of February.

### Next Steps for Personal Services Reporting

In upcoming Quarterly Financial Reports, the LFD will begin the process of a more comprehensive look at personal services. The LFD will compare two executive “snapshots” -- July 2020 and July 2022. The analysis will identify adjustments adopted by the legislature in 2021 and modifications made by the agencies, within the confines of budget law.

The September Quarterly Financial Report will provide the complete comparison from July 2020 to July 2022. Ultimately, the analysis will result in a description of all the components that will be part of the executive’s decision package one (DP 1) 2025 biennium budget request. This work will prepare legislators for budget deliberations in the 2023 session. For a review of how DP 1 works and snapshot components, please read this [short brochure](#) from 2019.

### Operating Expenses

Operating expenses make up 59.5% of the FY 2022 HB 2 modified budget. Included in the operating expenses is a restricted, biennial appropriation of \$150,000 for caseload contingencies. As of the end of February, the Public Service Commission filings and state and federal court hearings have not required the use of the caseload contingency.

## **OTHER ISSUES**

### **Required Reports**

The Consumer Counsel did not have any budget amendments, operating plan changes, or program transfers that require reporting to the Legislative Finance Committee.