










			Market Value	Tax Rate	Taxable Value	Mill Levy	Taxes
		=	\$ 300,000.00	1.35%	\$ 4,050.00	0.510855683	\$ 2,068.97
\$ 250,000.00	\$ 50,000.00						
		=	\$ 250,000.00	1.35%	\$ 3,375.00	0.510855683	\$ 1,724.14
\$ 250,000.00	\$ -						
		=	\$ 300,000.00	1.35%	\$ 4,050.00	0.510855683	\$ 2,068.97
\$ 250,000.00	\$ 50,000.00						
		=	\$ 300,000.00	1.35%	\$ 4,050.00	0.510855683	\$ 2,068.97
\$ 250,000.00	\$ 50,000.00						
		=	\$ 300,000.00	1.35%	\$ 4,050.00	0.510855683	\$ 2,068.97
\$ 250,000.00	\$ 50,000.00						
TOTAL			\$ 1,450,000.00		\$ 19,575.00		\$ 10,000.00

County Budget = \$ 10,000.00
 Taxable Value = \$ 19,575.00
 Mill Levy 0.510855683
 510.8556833