











			Market Value	Tax Rate	Taxable Value	Mill Levy	Taxes
		=	\$ 500,000.00	1.35%	\$ 6,750.00	0.296296296	\$ 2,000.00
\$ 450,000.00	\$ 50,000.00						
		=	\$ 500,000.00	1.35%	\$ 6,750.00	0.296296296	\$ 2,000.00
\$ 450,000.00	\$ 50,000.00						
		=	\$ 500,000.00	1.35%	\$ 6,750.00	0.296296296	\$ 2,000.00
\$ 450,000.00	\$ 50,000.00						
		=	\$ 500,000.00	1.35%	\$ 6,750.00	0.296296296	\$ 2,000.00
\$ 450,000.00	\$ 50,000.00						
		=	\$ 500,000.00	1.35%	\$ 6,750.00	0.296296296	\$ 2,000.00
\$ 450,000.00	\$ 50,000.00						
TOTAL			\$ 2,500,000.00		\$ 33,750.00		\$ 10,000.00

County Budget = \$ 10,000.00
 Taxable Value = \$ 33,750.00
 Mill Levy 0.296296296
 296.2962963