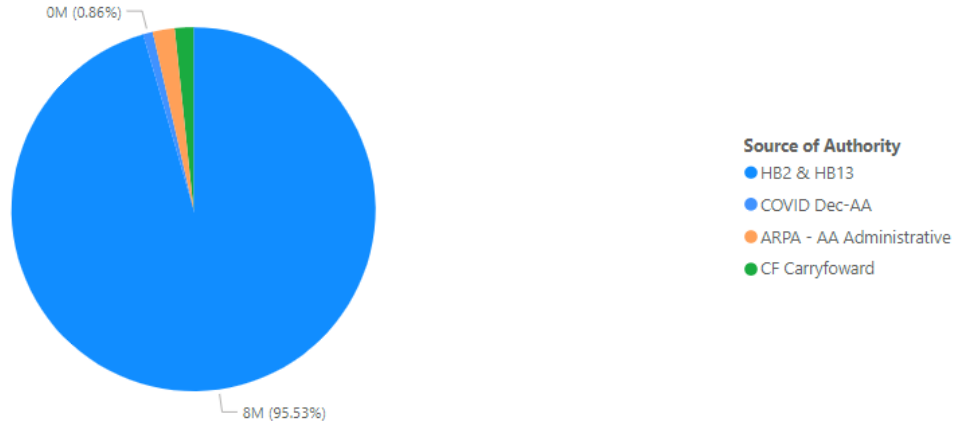


MONTANA SCHOOL FOR THE DEAF AND BLIND

TOTAL APPROPRIATION AUTHORITY

The total appropriation authority for the agency is shown in the pie chart below. HB 2 and HB 13 provide 95.5% of the total authority for this agency. All types of appropriation authority for this agency are described below, including total budget and the percent expended by source of authority.

Total Modified Budget by Source of Authority



Source of Authority	Modified Budget	Expended Budget	Percent Expended
HB2 & HB13	8,483,579	7,060,671	83.2%
CF Carryforward	146,878	100,682	68.5%
CARES II	76,560		
ARPA	173,291	92,271	53.2%
Total	8,880,308	7,253,624	81.7%

Report Period

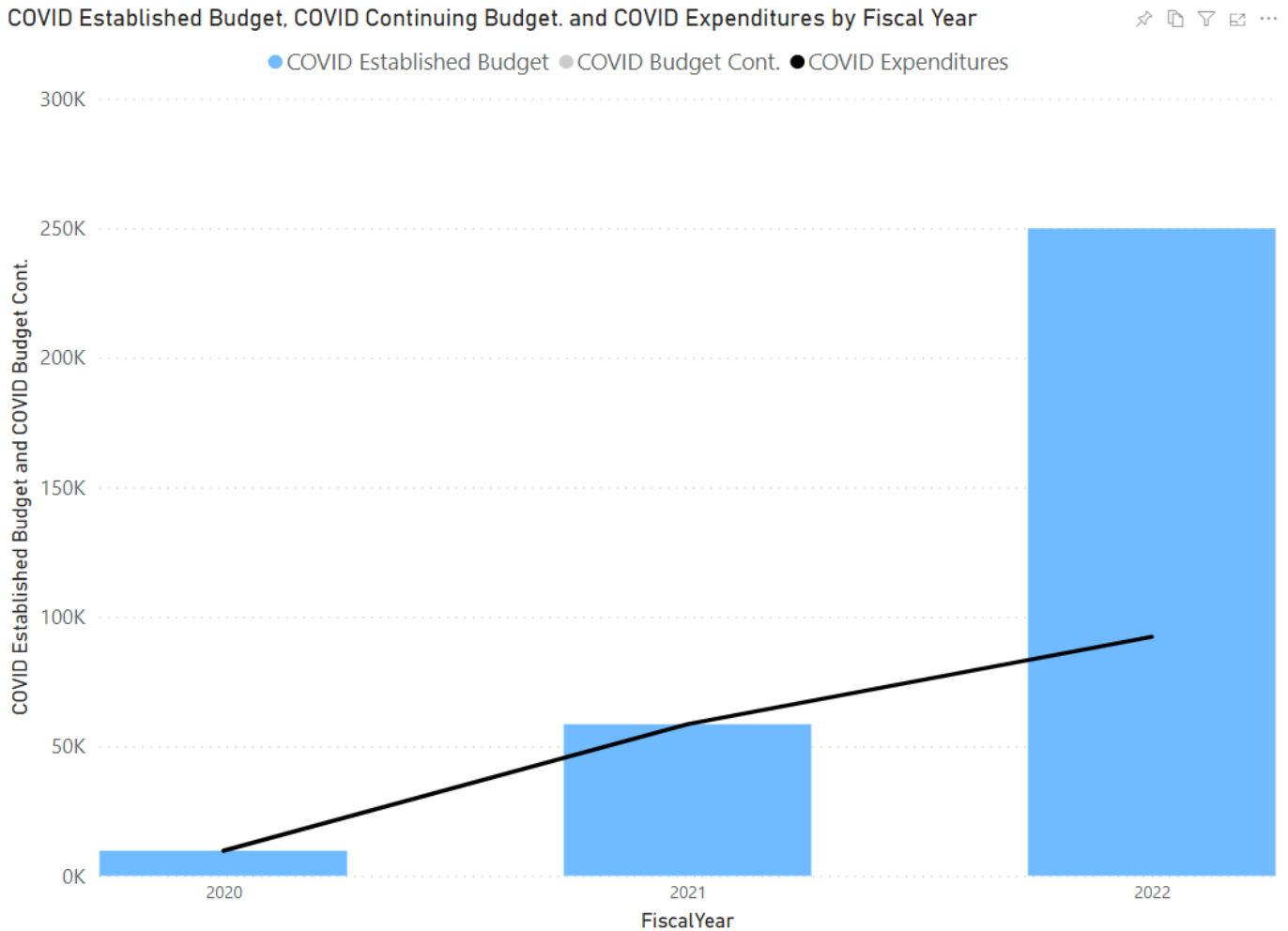
- Jul
- Aug
- Sep
- Oct
- Nov
- Dec
- Jan
- Feb
- Mar
- Apr
- May
- Jun

Carryforward

The Montana School for the Deaf and Blind (MSDB) has \$146,878 in carryforward authority, of which \$100,682 or 68.5% has been expended, primarily to replace all conventional light fixtures with LED fixtures. The agency plans to use the remaining carryforward authority to complete a phone system project, which is detailed later in this report.

COVID-19 Authority

The following chart is provided to allow the legislature to examine the funding that is available to the agency for COVID-19 impacts.



In FY 2020, MSDB was allocated \$9,677 in Elementary and Secondary School Emergency Relief (ESSER) I funds, which were spent on a 360-degree camera, COVID screening for guests, swamp coolers for air circulation in the cottages, and sanitizing supplies. This appropriation was fully expended in FY 2020.

The MSDB was allocated \$58,500 in FY 2021 through the Governor’s Emergency Education Relief (GEER) fund. These funds were for equipment upgrades to support remote learning during the school year, including new laptops, webcams, iPads, wireless keyboards, and software. The MSDB fully expended the allocation.

In FY 2022, HB 632 appropriated American Recovery Plan Act (ARPA) funding to the Department of Health and Human Services (DPHHS) for the Epidemiology and Laboratory Capacity (ELC) school reopening grant. This funding of \$95,000, was allocated to the MSDB, of which 95.3% has been expended. This grant funds nurse salaries and personal protective equipment (PPE).

The school received a \$1,731 IDEA part B grant in March that has been fully expended on personal services.

The school received two grants for \$76,560, from ESSER II and ESSER III. This will be spent on staff stipends, a sick leave bank for those who test positive for COVID, professional learning, summer school for students, social-emotional learning (SEL) training for teachers, and the purchase of a SEL program.

HB 2 BUDGET MODIFICATIONS

The following chart shows the HB 2 budget as passed by the legislature, including the pay plan, and the HB 2 modified budget through May 31, 2022. Net modifications to the budget include operating plan changes from one expenditure account to another, program transfers, reorganizations, and agency transfers of authority. The **positive modifications** and **negative modifications** are shown by program, expenditure account, and fund type.

Legislative Budget Compared to Modified Budget - HB 2 Only

↑ ↓ ↕ 🔍 ;

Agency Name	March Modified Budget	June Modified Budget	Net Modifications
<input type="checkbox"/> School for the Deaf & Blind	8,483,579	8,483,579	0
Total	8,483,579	8,483,579	0

Acct & Lvl 1 DESC	March Modified Budget	June Modified Budget	Net Modifications
<input type="checkbox"/> 61000 Personal Services	7,494,878	7,479,878	-15,000
<input type="checkbox"/> 62000 Operating Expenses	909,250	924,250	15,000
<input type="checkbox"/> 63000 Equipment & Intangible Assets	50,000	50,000	
<input type="checkbox"/> 68000 Transfers-out	1,000	1,000	
<input type="checkbox"/> 69000 Debt Service	28,451	28,451	

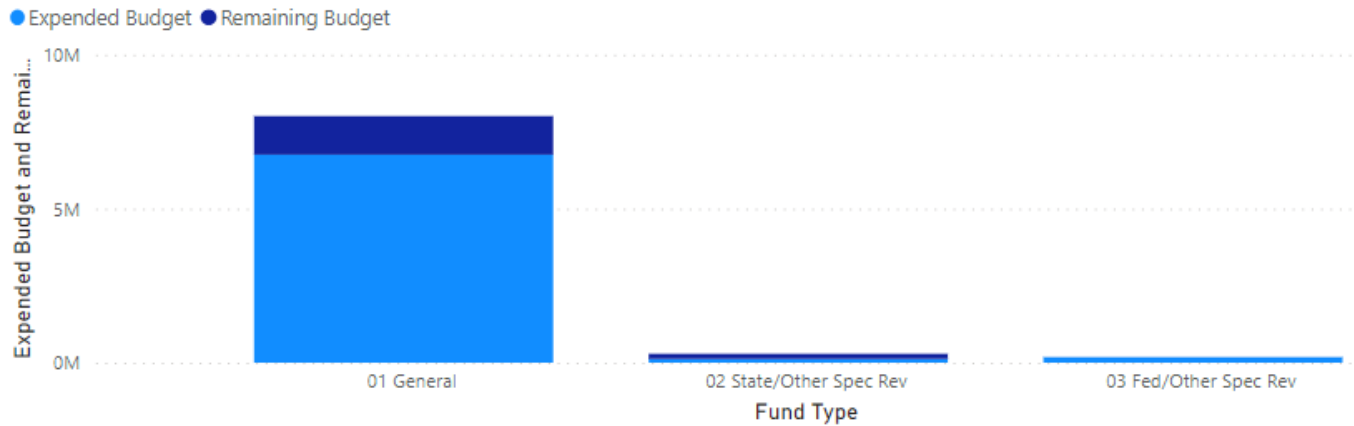
Fund Type	March Modified Budget	June Modified Budget	Net Modifications
<input type="checkbox"/> 01 General	8,009,635	8,009,635	0
<input type="checkbox"/> 02 State/Other Spec Rev	290,927	290,927	
<input type="checkbox"/> 03 Fed/Other Spec Rev	183,017	183,017	

The MSDB had one program transfer that moved \$15,000 in personal services from the Education Program to operating costs in the Administration Program in order to cover a projected shortfall.

HB 2 APPROPRIATION AUTHORITY

The following chart shows the appropriated budget for the agency compared to expenditures through May 31, 2022.

Expended Budget and Remaining Budget by Fund Type - HB 2 Only



acclv1_descr	Modified Budget	Expended Budget	Percent Expended
Personal Services	7,479,878	6,138,116	82.1%
Operating Expenses	924,250	844,104	91.3%
Equipment & Intangible Assets	50,000	50,000	100.0%
Transfers-out	1,000		
Debt Service	28,451	28,450	100.0%

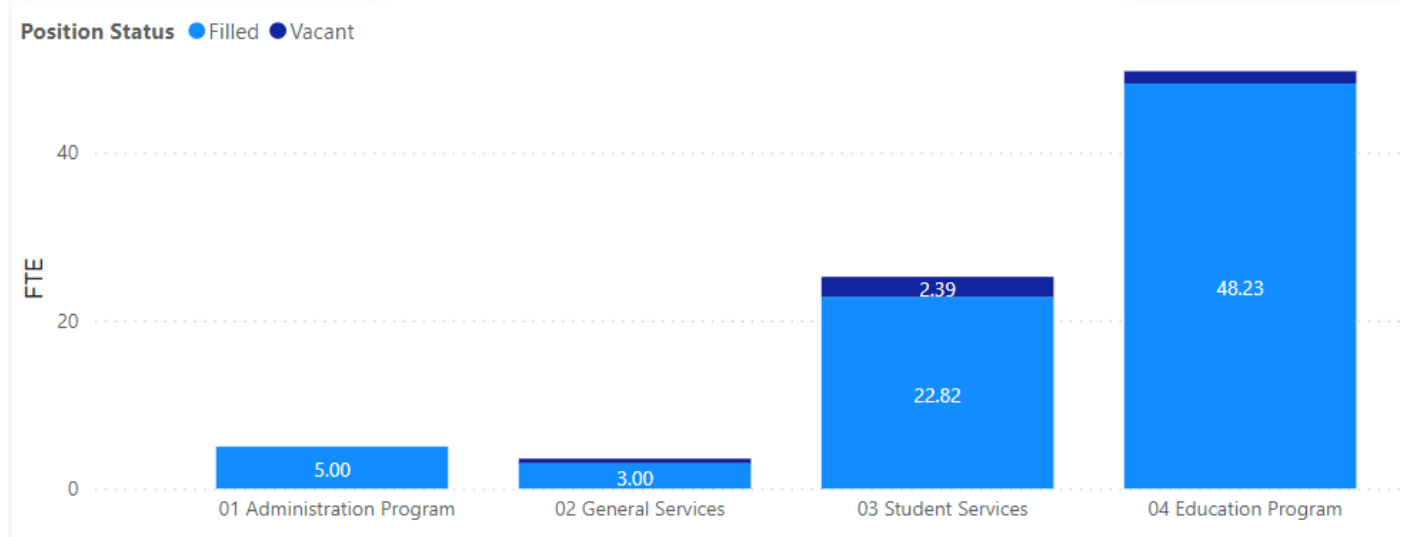
Program Name	Modified Budget	Expended Budget	Percent Expended
ADMINISTRATION PROGRAM	630,999	546,159	86.6%
EDUCATION	5,426,743	4,478,455	82.5%
GENERAL SERVICES	622,010	576,697	92.7%
STUDENT SERVICES	1,803,827	1,459,359	80.9%
Total	8,483,579	7,060,671	83.2%

In total, the MSDB's HB 2 authority with all funds is \$8.5 million, of which the agency had expended \$7.1 million or 83.2% through the end of May.

By fund type, MSDB's modified HB 2 budget consists of \$8.0 million in general fund, \$290,927 in state special funds, and \$183,017 in federal funds. As of May 31, the agency had expended 84.4% general fund authority, 42.8% state special authority, and 97.7% of total federal authority.

Personal Services

The following chart shows the filled and vacant FTE within the agency as of May 1, 2022.



The agency's HB 2 personal services budget for FY 2022 totals \$7.5 million, of which the agency has expended \$6.1 million or 82.1%. The agency has 83.47 FTE, of which 4.42 were vacant on May 1, 2022. The vacancies were in the General Services Program, Student Services Program, and the Education Program.

Next Steps for Personal Services Reporting

In upcoming Quarterly Financial Reports, the LFD will begin the process of a more comprehensive look at personal services. The LFD will compare two executive "snapshots" -- July 2020 and July 2022. The analysis will identify adjustments adopted by the legislature in 2021 and modifications made by the agencies, within the confines of budget law.

The September Quarterly Financial Report will provide the complete comparison from July 2020 to July 2022. Ultimately, the analysis will result in a description of all the components that will be part of the executive's decision package one (DP 1) 2025 biennium budget request. This work will prepare legislators for budget deliberations in the 2023 session. For a review of how DP 1 works and snapshot components, please read this short brochure from 2019. This story map was created with the Story Map Cascade application in ArcGIS Online.

OTHER ISSUES

Additional Information

In HB 2, the MSDB received a restricted, one-time-only (OTO) appropriation of \$50,000 of general fund in FY 2022 to update outdated campus phone infrastructure. The estimate for the project is \$97,626. The agency plans to use part of its carryforward authority to make up the difference between actual costs and the OTO appropriation.

Lighting project update:

June 13th is the formal kick-off for the project, although the electrical contractor began working on the cottage lights in mid-May. The project includes the abatement of asbestos in the Bitterroot education building. All

asbestos should be removed by July 8th with all new ceiling tiles installed by July 29th. The new lights in the Bitterroot building are also to be completed by July 29th. Cottage lighting should be completed by August 12th, with the gymnasium and cafeteria finishing by August 31st.

Phone system update:

All cablings have been completed. One phone switch should be in towards the end of June with the other two coming sometime in July/August. These need to be installed prior to phone hook-up. The MSDB is working with the State Information Technology Systems Division (SITSD) to set up information by the end of June for the new phones to be installed.