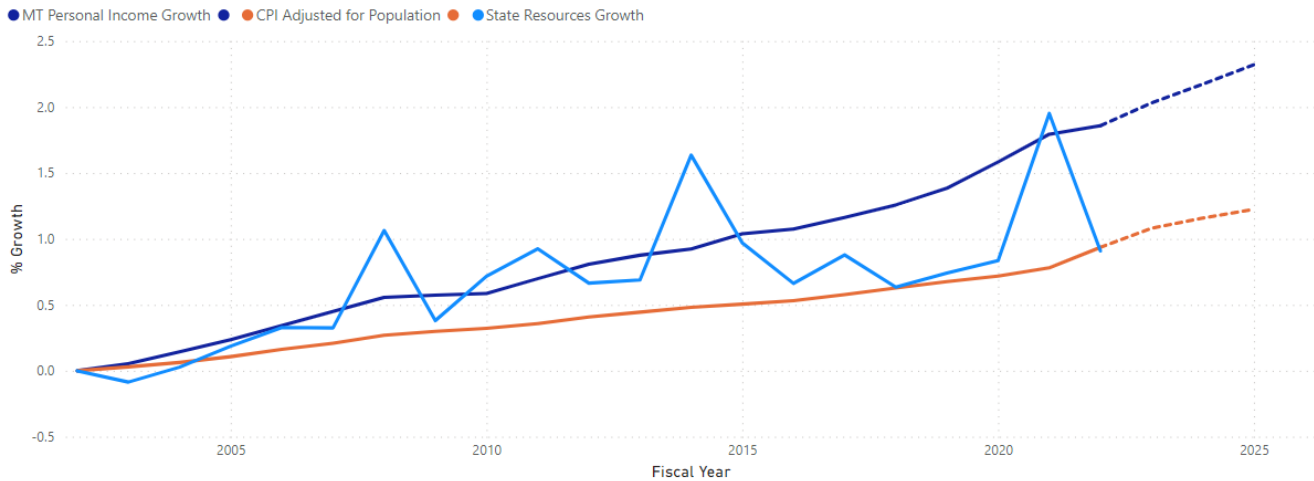


Department of Agriculture

This report includes a series of charts that compare state resource expenditure growth to the growth in personal and growth in inflation adjusted for population. Montana statute, 17-8-106, MCA, recommends using growth in personal income for comparison purposes. Personal income is a measure for growth in the economy. Comparing growth allows financial planners to consider past and future demands in services or changes in revenues.

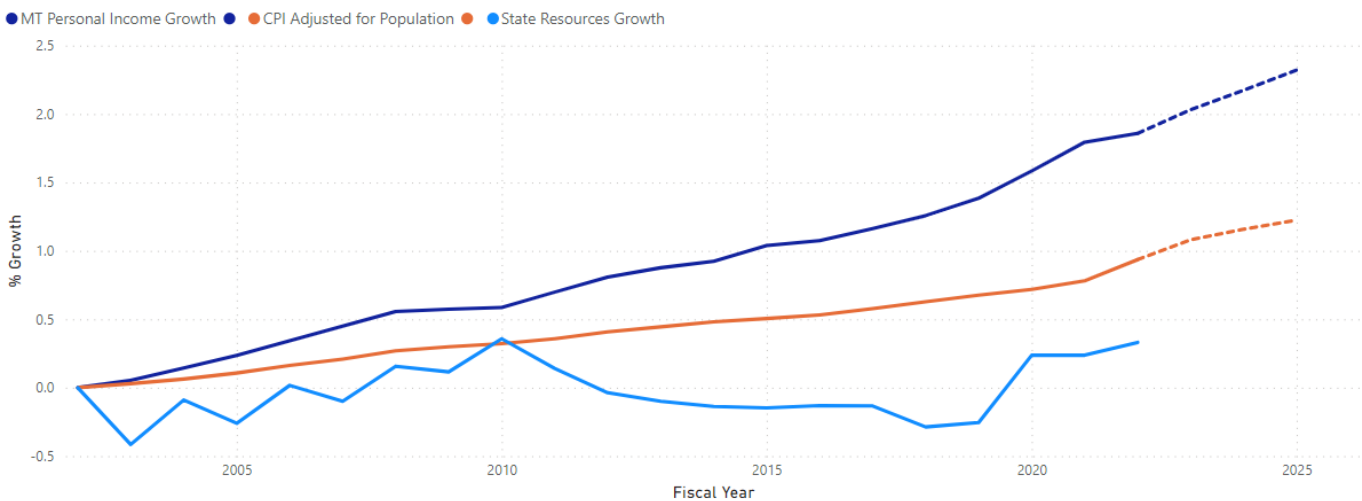
The chart shows the growth in state resource expenditures compared to the growth in personal income and growth in inflation.



State resource expenditures have grown at an annual rate of 3.6% over the last 20 years, slightly more than the annual rate of inflation over the same period of 3.4%. Payments for hail insurance claims totaled \$10.6 million in FY 2008 and \$14.6 million in FY 2014. Expenditures of federal covid relief funds for meat processing infrastructure and agricultural programs in FY 2021 totaled \$15.3 million.

General Fund Only

The chart shows the growth in state resource expenditures compared to the growth in personal income and growth in inflation.



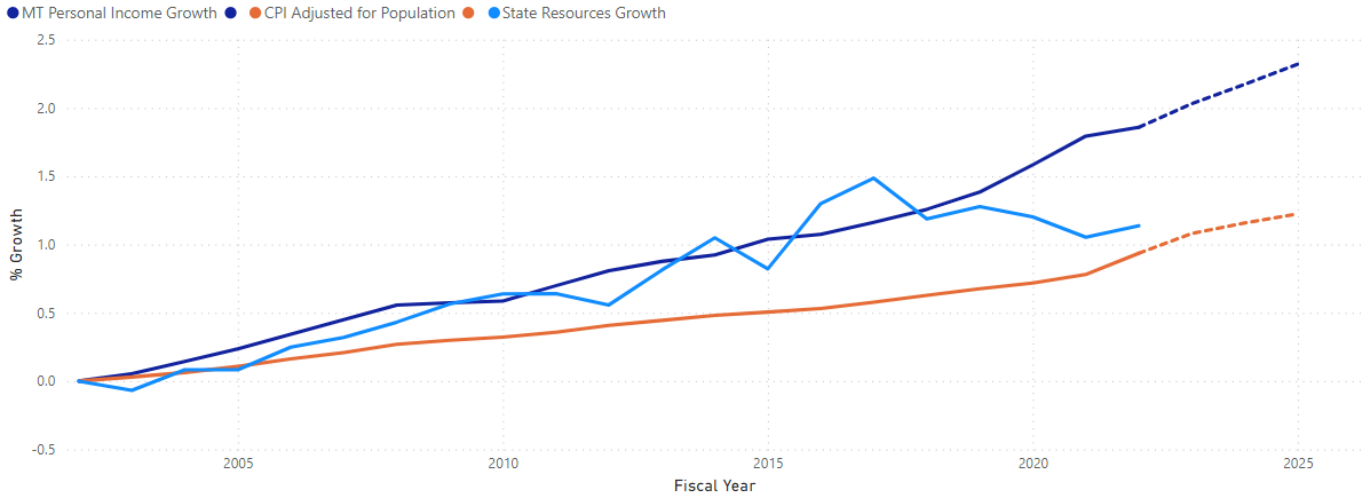
General fund expenditures have grown at an annual rate of 1.6% over the last 20 years, less than the annual rate of inflation of 3.4% over the same period. Slightly more than half of the general fund expenditures are



statutorily appropriated for growth through agriculture programs, Montana food and agriculture development programs, and cooperative development centers. The general fund also supports personal services, administrative, maintenance, and operational costs.

State Special Only

The chart shows the growth in state resource expenditures compared to the growth in personal income and growth in inflation.



State special revenue expenditures have grown from 57.3% in FY 2002, to 65.9% in FY 2022. Over the last five biennia, 85.0% of state special revenue was appropriated through HB 2. Expenditures supported by statutory authority account for 9.0% of the total authority supporting agricultural development programs including growth through agriculture.