

DATA MODERNIZATION PROJECT STATUS AND OVERVIEW

Ashley Perez, OPI
Senior Data Manager
Edward Dedic, PowerSchool
Vice President, Education Strategy

Putting Montana Students First **A+**



March 2024

OPI DATA MODERNIZATION PROJECT OVERVIEW

HB 367 OPI Data Modernization Status and Overview Report

Activities

- Communication/engagement plan and vision deck have been finalized, with ongoing change management consultation and monitoring continues.
- Internal OPI stakeholders (Data, IT, Executive Staff) were provided demonstrations for Unified Insights and Connected Intelligence.
- An informative "In the Know" session on Unified Insights was hosted for all OPI staff.
- A steering committee has been established for key district staff.
- The connection between the OPI State Edition Infinite Campus and Connected Intelligence (data lake) has been established, and data replication is underway.
- Work and analysis on the custom connector for PowerSchool Student Information Systems and for the Unified Insights build are in progress.
- Six virtual private networks are required to be built for PowerSchool Districts with self-hosted databases.

PHASE I COMPLETE

Category (Milestone)	Task	Progress Update
Systems Assessment Consulting (1-3)	Delivery of Draft Assessment Output	Completed
	Montana Review and Feedback	Completed
	Deliverable Updates and Final Approval	Completed

Phase I was completed by September 22, 2023. It encompassed elements from project milestones 1-3. From there, the project has moved into the second phase, which is the building of Connected Intelligence and Analytics and Insights (previously Unified Insights).

PHASE II PROGRESS

Category (Milestone)	Task	Progress Update
Connected Intelligence (4a)	OPI CI Onboarding, including Platform Setup and Configuration	In Progress
	OPI CI Security and Governance Implementation	In Progress
	OPI CI Technical Training	In Progress
Connected Intelligence: iC State Edition Integration (4a)	Finalize and share Data Dictionary/list of approved data elements	Completed
	IC: ODBC Setup for iC State Edition	Completed
	IC: Initial replication of AIM and AIM Datamart Data	Completed
	IC: Ongoing Replication of AIM and AIM Datamart Data	In Progress
Analytics and Insights (5a)	Complete Custom Connector Analysis	<i>Started week of March 4</i>
	Build Custom Connector	Not Started
	Complete Analytics and Insights Implementation	Not Started
	Complete Analytics and Insights Technical Training	Not Started
Customer Education (4/5)	Create Training Plan	Not Started
	State-level Analytics and Insights End User Training	Not Started
	District-level Analytics and Insights End User Training	Not Started
	Building-level Analytics and Insights End User Training	Not Started

UPCOMING PHASES

Category (Milestone)	Task	Progress Update
Phase III (4-5)	Analytics and Insights Risk Analysis Implementation	Not Started
	Analytics and Insights Student Readiness Implementation	Not Started
	Analytics and Insights Customizations	Not Started
Phase IV (4)	Complete PS SIS Custom Connector Analysis	Not Started
	Build Custom Connector for PS SIS Replication	Not Started
	Replicate data to CI for hosted districts	Not Started
	Set up VPNs for 6 On-Premise Districts	Not Started
	Replicate Data to VI for 6 On-Premise Districts	Not Started
	Connected Intelligence: State Reporting Enhancement	Not Started
Phase V (4-5)	Replicate up to 6 additional data sources	Not Started
	Complete Community Engagement Implementation	Not Started
Final Sign Off	Complete Post-Deployment and Final Sign Off	Not Started

MILESTONE 4A DELIVERABLES

- Deploy a secure Open Database Connectivity (ODBC) Connection between Infinite Campus and PowerSchool's network
- Replicate historical data into Connected Intelligence
- Collaborate to provision single sign-on (SSO)
- Provision customer admin account and read and write access
- Provision standard data governance for personal identifiable information (PII) and sensitive data
- Project management
- Up to 50 hours of technical training

PROJECT MILESTONES

Milestone #	Milestone Name	Delivery Date	Completed
1	AWS (Amazon Web Services) Data Assessment, Environment Maturity Assessment & Recommended Approach Draft Delivery	SEP 2023	✓
2	OPI Iterative Feedback	SEP 2023	✓
3	Final Delivery of AWS Assessment and Recommended Approach	SEP 2023	✓
4	Organizational Change Management	Nov-Dec 2023	✓
4a	Infinite Campus Connector to Data Lake	Feb 20, 2024	✓
4a	PowerSchool Connector to Data Lake	March 2024	
4	Connected Intelligence Deployment	JULY 2024	
5	Analytics and Insights Deployment	MARCH 2025	
6	Post Deployment & Analysis	JUNE 2025	
7	Formal Signoff & Acceptance of Deployment Solution by Montana	JULY 2025	
	Project Milestone Reference		

Analytics & Insights Dashboards

Dashboards

Utility Apps

Developer Tools

Dashboards

Essentials

Risk Analysis

Student Readiness

Talent Analytics

Classroom

State Specific

Usage and Statistics

Custom Dashboards

District-State

Performance Indicators

Enrollment

Overview

Admissions

Withdrawals

Attendance

Overview

Chronic Absences

School Comparison

Classroom Absences

Behavior

Overview

Suspension Usage

Severe Incidents

Analysis

Ethnicity Analysis

Programs

Programs Overview

Programs Student List

Special Education (Advanced)

ELL

Academics

Achievement

Teacher Analysis

Core Subjects Summary

Academic Skills

AP

Assessments

State Assessment

Progress Monitoring

ELL

SAT

Score Roster

Score Search

Digital Learning Analytics

Access

Engagement

Outcomes

Scheduling

Social Emotional Learning (add-on)

Social Emotional Learning Results

Social Emotional Learning School Comparison

Focus Students

Reporting

Attendance and Behavior

Absence Reduction (PowerBI Example)

Reporting Listing

Students

Digital Data Wall

One-Stop Data Shop

Integrated PD

EMALE	MALE	ASIAN	BLACK/AFRICAN AMERICAN	HISPANIC
,232	6,642	4,310	309	4,029
IA TIVE AMERICAN	PACIFIC ISLANDER	UNKNOWN	WHITE	ELL
3	438	14	2,831	4,732

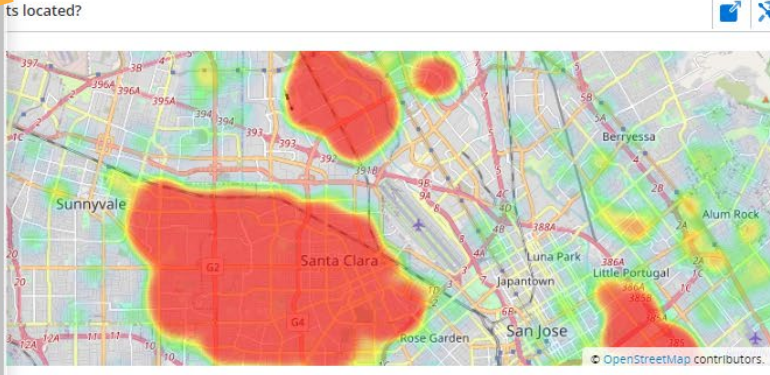
Average Suspension Days

1.7

Easy filtering



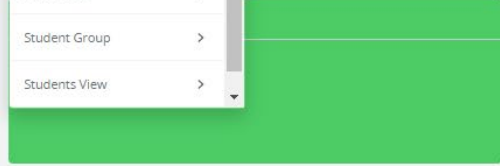
Filter Data | Currently Enrolled in this School

- School
- Grade
- Staff
- Ethnicity
- Gender
- SPED
- SPED Type
- ELL
- F&RL
- Staff Group
- Student Group
- Students View

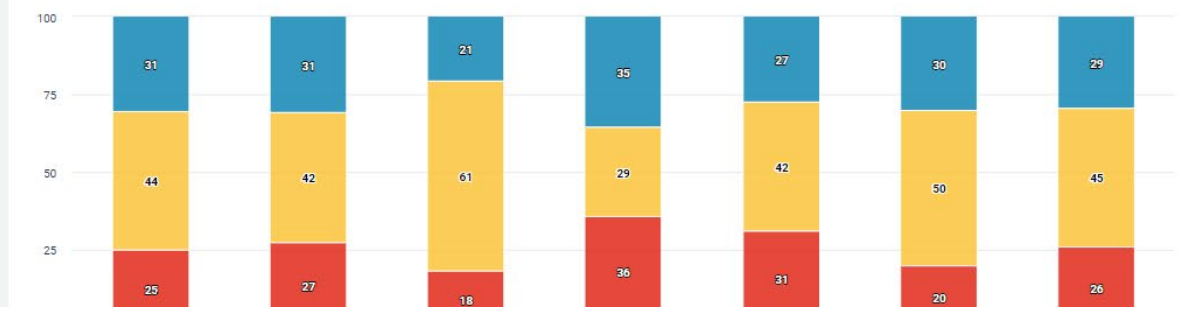


Demographic Information

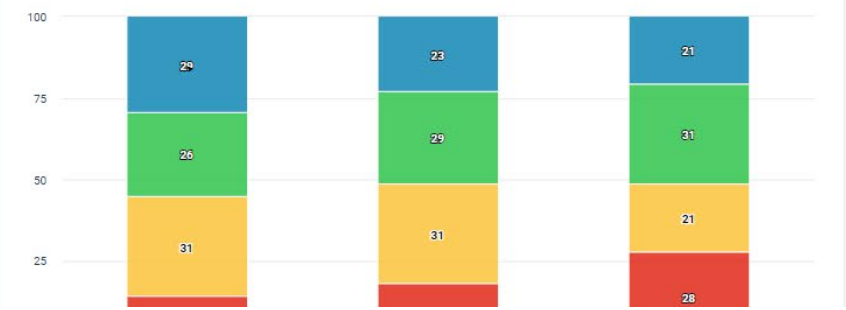
TOTAL	FEMALE	MALE	ASIAN	BLACK/AFRICAN AMERICAN	HISPANIC
12,874	6,232	6,642	4,310	309	4,029
MULTIPLE	NATIVE AMERICAN	PACIFIC ISLANDER	UNKNOWN	WHITE	ELL
910	33	438	14	2,831	4,732
SPED					
1,214					



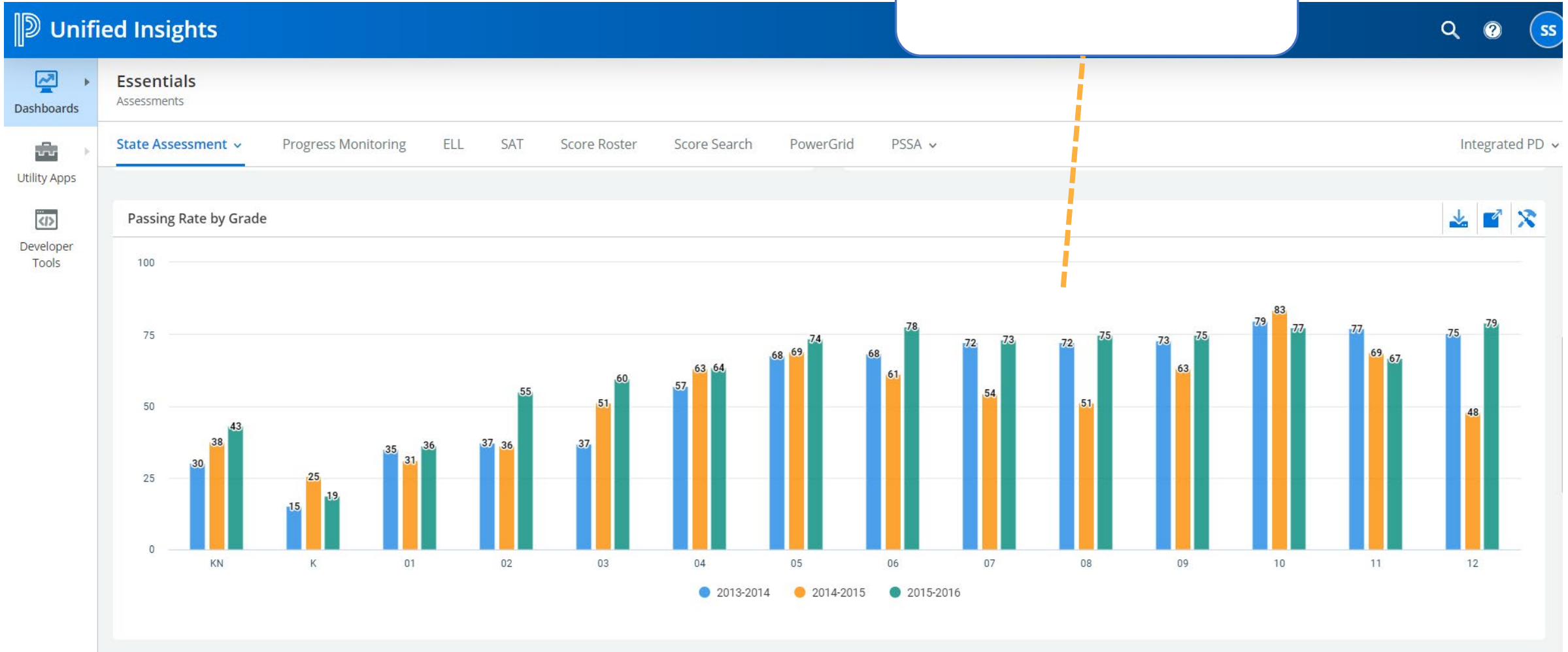
How are students performing on the ELA assessment by content area?

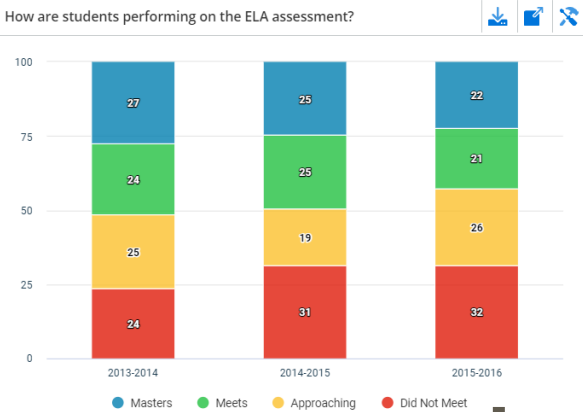
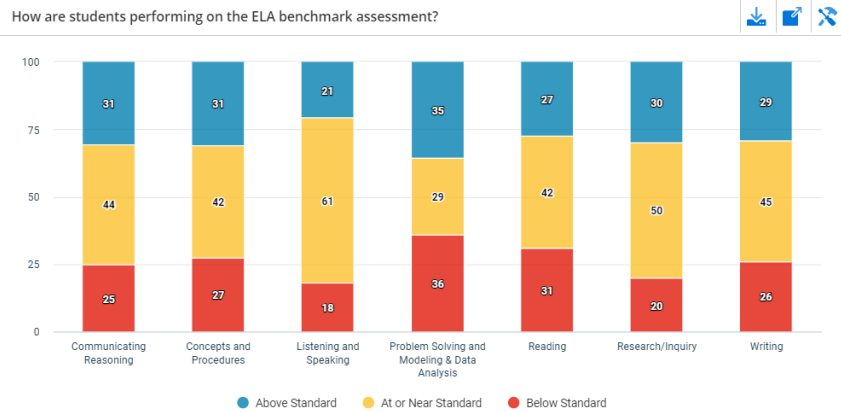


How are students performing on the ELA assessment?



Longitudinal Analysis





In compliance with data privacy and security practices, roles will be assigned to each user at school, district, and state levels. Each visualization is drillable to the student or school level depending on access.

Actions ▾

Total of 1069 row(s) with a row limit of 5000

<input type="checkbox"/>	PHOTO	STUDENT ID	NAME	GRADE	RACE	GENDER	ELL	FRL	HOMELESS	504	SPED	YEAR	TEST PERFORMANCE
<input type="checkbox"/>		1587935936	ABELLA, Maurice E.	08	Hispanic	Male	Yes	Paid	No	No	Yes	2015-2016	Did Not Meet
<input type="checkbox"/>		2056081735	Abonce, Kenya S.	03	Hispanic	Female	Yes	Paid	No	No	No	2015-2016	Did Not Meet
<input type="checkbox"/>		91497989	Abundiz, Tatiana A.	12	White	Female	Yes	Paid	No	No	No	2015-2016	Did Not Meet
<input type="checkbox"/>		1881695885	Acuna, Jenna	02	White	Female	Yes	Paid	No	No	No	2015-2016	Did Not Meet
<input type="checkbox"/>		1583785455	Adan, Rex	07	Hispanic	Male	Yes	Paid	No	No	Yes	2015-2016	Did Not Meet
<input type="checkbox"/>		398799701	Adkins, Quincy M.	06	Hispanic	Male	Yes	Free	No	No	No	2015-2016	Did Not Meet
<input type="checkbox"/>		508586109	AGUIAR, Kristina	01	Hispanic	Female	No	Paid	No	No	No	2015-2016	Did Not Meet
<input type="checkbox"/>		1881906183	Aguilar, Germain B.	02	Hispanic	Male	Yes	Free	No	No	No	2015-2016	Did Not Meet
<input type="checkbox"/>		1011776363	Aguilar, MARTHA	02	White	Female	Yes	Paid	No	No	No	2015-2016	Did Not Meet

QUESTIONS?