



HB 338 IEFA

Interim Budget Committee Section E

September 2024

Indian Education for All (IEFA) is a landmark provision in the Montana Constitution that “recognizes the distinct and unique cultural heritage of the American Indians and is committed in its educational goals to the preservation of their cultural integrity.” The Montana Legislature provides IEFA funding to school districts and requires school districts to report IEFA expenditures to the Montana Office of Public Instruction (OPI). In 2023, 20-9-329, MCA, revised the Indian Education for all payment requirements to include new detailed reports to ensure funds were spent appropriately on appropriate items such as curriculum development of an American Indian studies program, providing curriculum and materials to students for the program, or providing training to teachers about the program’s curriculum and materials. In addition, 20-9-329, MCA provided a reduction of future funding for school districts that fail to report expenditures of all IEFA revenue.

Reporting

There are two ways schools report the accurate use of their IEFA funds to the OPI

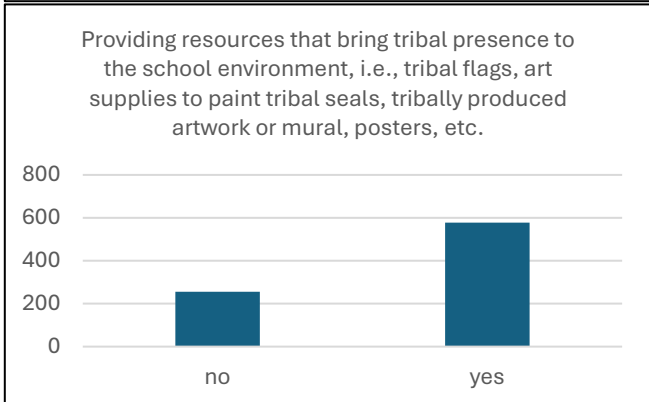
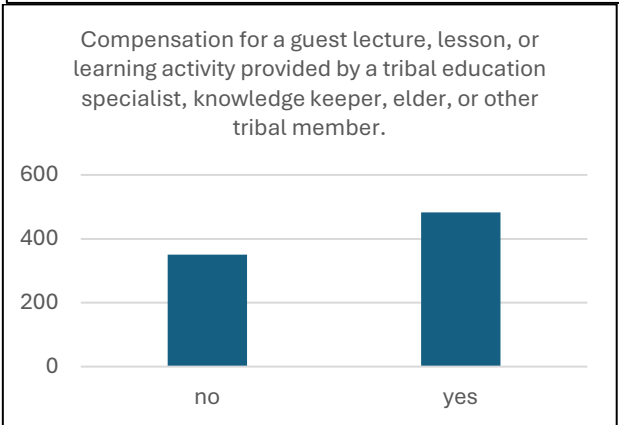
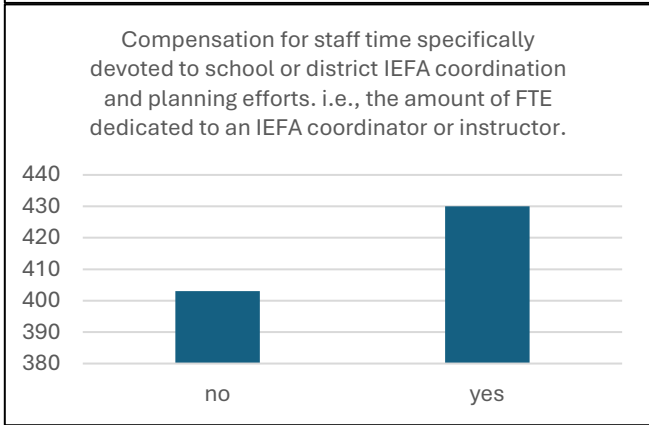
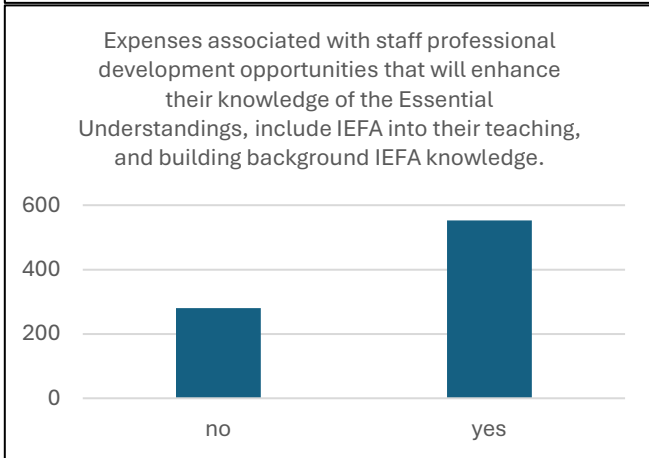
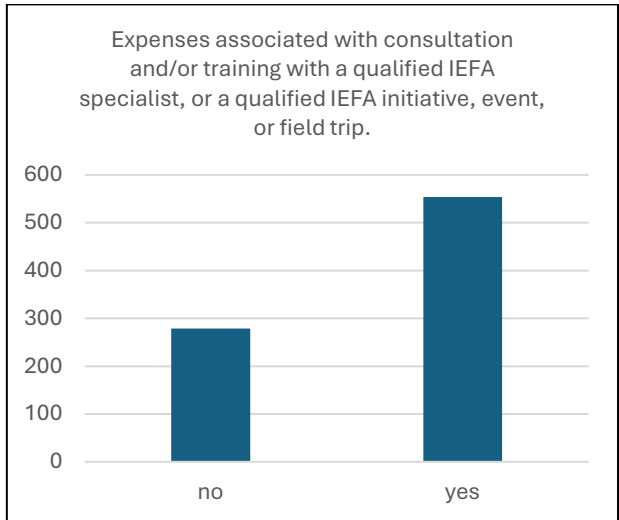
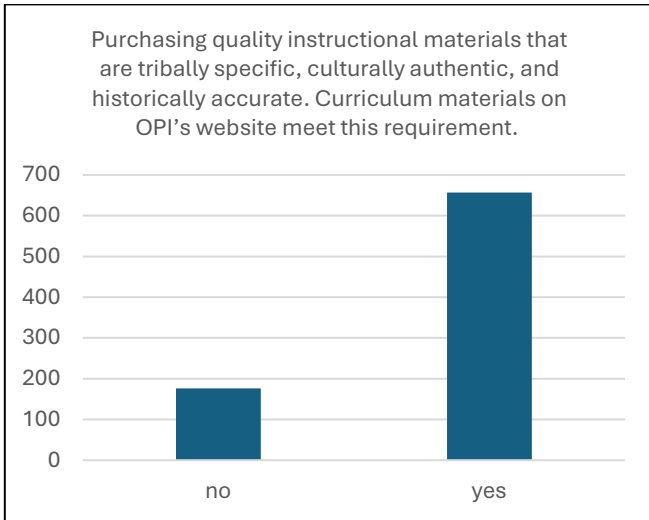
Part 1: Assurances and detailed reporting on allowable expenses which schools spent their IEFA funds. This was due at the end of March, and schools input responses into the TeachMT platform, at the same time as their accreditation.

Part 2: Trustee Financial Summary (TFS) is due September 15, 2024 (reporting for the prior fiscal year). This report shows the funds a school received, as well as the expenditures for the IEFA funding amount.

- a. Recording funds received: Fund (01) General Fund, Revenue code: 3113
- b. Recording expenditures: Fund (01) General Fund, Program code: 365

Overview of Part 1: Assurances and report on specific details on which schools spent their IEFA funds:

- 100% of schools completed Part 1 of the IEFA reporting and assurances in spring 2024
- About 20 schools reported no detailed expenditures of IEFA funds on allowable expenses such as curriculum, programs, or training. OPI’s IEFA team is contacting those schools to provide implementation support.
- The lowest reported expenditure was staff time devoted to the development of inquiry-based curriculum, and OPI’s IEFA team is also providing support for working cooperatively with tribes. The team hosts a virtual monthly gathering for all educators on the [first Tuesday of each month](#).
- See page 2 of this report for specific details on IEFA expenditure reporting.



IEFA Revenue amounts for FY 2025

LE Name	FY2024	FY2025
Grant Elem	100.00	172.41
Dillon Elem	19,414.92	19,851.78
Beaverhead County H S	8,320.68	8,595.87
Wise River Elem	239.10	172.41
Lima K-12 Schools	1,506.33	1,551.69
Wisdom Elem	239.10	295.56
Polaris Elem	239.10	197.04
Jackson Elem	191.28	147.78
Reichle Elem	430.38	443.34
Spring Creek Elem	191.28	197.04
Pryor Elem	1,841.07	1,945.77
Hardin Elem	30,724.35	31,698.81
Lodge Grass Elem	6,623.07	6,526.95
Wyola Elem	2,247.54	2,142.81
Chinook Elem	5,762.31	5,788.05
Chinook H S	2,797.47	3,029.49
Harlem Elem	11,691.99	11,748.51
Harlem H S	4,112.52	4,187.10
Cleveland Elem	119.55	197.04
Zurich Elem	669.48	738.90
Turner Elem	1,075.95	985.20
Turner H S	454.29	591.12
Bear Paw Elem	310.83	295.56
Townsend K-12 Schools	17,549.94	17,979.90
Red Lodge Elem	8,105.49	8,226.42
Red Lodge H S	4,495.08	4,556.55
Bridger K-12 Schools	4,925.46	5,295.45
Joliet Elem	6,862.17	6,921.03
Joliet H S	3,395.22	3,472.83
Roberts K-12 Schools	2,988.75	2,906.34
Fromberg K-12	2,773.56	2,610.78
Belfry K-12 Schools	1,601.97	1,551.69
Hawks Home Elem	454.29	418.71
Ekalaka Elem	2,223.63	2,339.85
Alzada Elem	334.74	320.19
Carter County H S	1,075.95	1,009.83
Great Falls Elem	174,590.82	178,296.57
Great Falls H S	75,053.49	77,165.79
Cascade Elem	5,188.47	5,147.67
Cascade H S	2,510.55	2,807.82

Centerville Elem	5,857.95	6,576.21
Centerville H S	1,721.52	1,970.40
Belt Elem	6,479.61	6,699.36
Belt H S	2,271.45	2,512.26
Simms H S	2,749.65	2,660.04
Vaughn Elem	3,801.69	3,866.91
Ulm Elem	3,443.04	3,595.98
Fort Benton Elem	5,786.22	5,960.46
Fort Benton H S	2,582.28	2,807.82
Big Sandy K-12	4,973.28	4,975.26
Highwood K-12	2,917.02	2,832.45
Geraldine K-12	1,386.78	1,674.84
Carter Elem	143.46	
Knees Elem	191.28	246.30
Benton Lake Elem	239.10	221.67
Miles City Elem	23,551.35	24,112.77
Kircher Elem	1,625.88	1,650.21
Trail Creek Elem	167.37	147.78
Kinsey Elem	1,625.88	1,650.21
S Y Elem	191.28	197.04
Custer County H S	12,218.01	12,487.41
Scobey K-12 Schools	7,101.27	7,191.96
Glendive Elem	19,367.10	19,827.15
Dawson H S	8,248.95	8,521.98
Bloomfield Elem	239.10	246.30
Lindsay Elem	191.28	221.67
Richey Elem	1,171.59	1,206.87
Richey H S	741.21	689.64
Anaconda Elem	18,171.60	18,768.06
Anaconda H S	7,268.64	7,586.04
Baker K-12 Schools	11,500.71	11,699.25
Plevna K-12 Schools	2,534.46	2,660.04
Lewistown Elem	21,925.47	22,117.74
Fergus H S	8,798.88	8,965.32
Deerfield Elem	382.56	369.45
Grass Range Elem	1,482.42	1,527.06
Grass Range H S	502.11	738.90
King Colony Elem	239.10	221.67
Moore Elem	1,171.59	1,157.61
Moore H S	478.20	492.60
Roy K-12 Schools	597.75	665.01
Denton Elem	932.49	1,083.72
Denton H S	263.01	270.93

Spring Creek Colony Elem	119.55	100.00
Winifred K-12 Schools	3,658.23	4,088.58
Deer Park Elem	4,877.64	4,630.44
Fair-Mont-Egan Elem	3,610.41	3,522.09
Swan River Elem	4,734.18	4,802.85
Kalispell Elem	76,464.18	78,816.00
Flathead H S	75,268.68	77,806.17
Columbia Falls Elem	38,782.02	39,900.60
Columbia Falls H S	16,928.28	17,364.15
Creston Elem	2,964.84	2,881.71
Cayuse Prairie Elem	7,579.47	7,783.08
Helena Flats Elem	6,909.99	7,315.11
Kila Elem	4,662.45	4,704.33
Smith Valley Elem	5,427.57	5,393.97
Pleasant Valley Elem	263.01	270.93
Somers Elem	13,963.44	14,112.99
Bigfork Elem	15,302.40	15,640.05
Bigfork H S	8,607.60	8,792.91
Whitefish Elem	32,541.51	33,644.58
Whitefish H S	14,441.64	16,034.13
Evergreen Elem	16,689.18	16,945.44
Marion Elem	4,064.70	4,408.77
Olney-Bissell Elem	2,582.28	2,561.52
Manhattan School	12,146.28	12,241.11
Manhattan High School	6,120.96	6,256.02
Bozeman Elem	115,724.40	119,751.06
Bozeman H S	64,724.37	69,727.53
Willow Creek Elem	1,028.13	1,182.24
Willow Creek H S	239.10	246.30
Springhill Elem	478.20	418.71
Cottonwood Elem	478.20	492.60
Three Forks Elem	12,863.58	13,792.80
Three Forks H S	6,814.35	6,650.10
Pass Creek Elem	286.92	344.82
Monforton Elem	16,808.73	17,388.78
Gallatin Gateway Elem	3,801.69	3,743.76
Anderson Elem	5,188.47	5,566.38
LaMotte Elem	1,601.97	1,453.17
Belgrade Elem	58,722.96	59,826.27
Belgrade H S	24,579.48	25,122.60
Malmborg Elem	263.01	221.67

West Yellowstone K-12	7,220.82	7,216.59
Amsterdam Elem	4,088.61	4,236.36
Jordan Elem	2,630.10	2,758.56
Garfield County H S	1,362.87	1,477.80
Pine Grove Elem	191.28	172.41
Kester Elem	100.00	100.00
Cohagen Elem	382.56	369.45
Ross Elem	100.00	100.00
Browning Elem	31,465.56	33,299.76
Browning H S	13,676.52	15,098.19
Cut Bank Elem	13,676.52	13,940.58
Cut Bank H S	5,666.67	5,541.75
East Glacier Park Elem	1,601.97	1,477.80
Ryegate K-12 Schools	1,315.05	1,502.43
Lavina K-12 Schools	1,960.62	1,896.51
Philipsburg K-12 Schools	4,495.08	4,802.85
Hall Elem	549.93	541.86
Drummond Elem	3,012.66	2,980.23
Drummond H S	1,625.88	1,797.99
Davey Elem	406.47	394.08
Box Elder Elem	7,388.19	7,635.30
Box Elder H S	2,606.19	2,635.41
Havre Elem	29,624.49	32,068.26
Havre H S	12,696.21	13,029.27
Cottonwood Elem	645.57	591.12
Clancy Elem	9,611.82	9,901.26
Whitehall Elem	7,890.30	8,004.75
Whitehall H S	3,419.13	3,842.28
Basin Elem	454.29	443.34
Boulder Elem	5,451.48	5,615.64
Jefferson H S	6,933.90	7,512.15
Cardwell Elem	884.67	886.68
Montana City Elem	11,763.72	11,896.29
Stanford K-12 Schools	2,654.01	2,586.15
Hobson K-12 Schools	3,347.40	3,448.20
Geyser K-12 Schools	1,052.04	960.57
Arlee Elem	6,957.81	6,822.51
Arlee H S	3,562.59	3,571.35
Polson Elem	28,739.82	28,841.73
Polson H S	12,744.03	13,645.02

St Ignatius K-12 Schools	11,931.09	12,068.70
Valley View Elem	860.76	862.05
Swan Lake-Salmon Elem	100.00	123.15
Helena Elem	129,998.67	132,484.77
Helena H S	61,663.89	62,289.27
Trinity Elem	908.58	1,059.09
Wolf Creek Elem	310.83	320.19
Auchard Creek Elem	334.74	418.71
Augusta Elem	2,247.54	2,389.11
Augusta H S	621.66	738.90
Troy Elem	6,886.08	6,822.51
Troy H S	3,132.21	3,448.20
Libby K-12 Schools	29,002.83	29,506.74
Eureka Elem	12,385.38	13,053.90
Lincoln County H S	7,459.92	7,536.78
Fortine Elem	1,864.98	1,871.88
McCormick Elem	430.38	443.34
Yaak Elem	143.46	197.04
Trego Elem	573.84	566.49
Alder Elem	406.47	394.08
Sheridan Elem	4,208.16	4,507.29
Sheridan H S	1,601.97	1,576.32
Twin Bridges K-12 Schools	5,260.20	5,418.60
Harrison K-12 Schools	2,367.09	2,463.00
Ennis K-12 Schools	10,568.22	10,935.72
Circle Elem	3,347.40	3,374.31
Circle H S	1,601.97	1,674.84
Vida Elem	1,147.68	1,132.98
White Sulphur Spgs K-12	4,829.82	4,802.85
Alberton K-12 Schools	4,016.88	3,817.65
Superior K-12 Schools	8,296.77	8,398.83
St Regis K-12 Schools	4,758.09	4,926.00
Missoula Elem	130,763.79	134,184.24
Missoula H S	96,309.48	100,194.84
Hellgate Elem	37,084.41	37,733.16
Lolo Elem	13,054.86	13,374.09
Potomac Elem	2,319.27	2,389.11
Bonner Elem	8,918.43	8,940.69
Woodman Elem	1,338.96	1,157.61
DeSmet Elem	3,203.94	3,300.42

Target Range Elem	14,035.17	14,186.88
Sunset Elem	310.83	320.19
Clinton Elem	5,403.66	5,689.53
Swan Valley Elem	884.67	812.79
Seeley Lake Elem	4,279.89	4,482.66
Frenchtown K-12 Schools	35,601.99	36,132.21
Roundup Elem	9,922.65	9,975.15
Roundup High School	4,184.25	4,260.99
Melstone Elem	1,099.86	1,083.72
Melstone H S	836.85	862.05
Livingston Elem	20,873.43	21,255.69
Park H S	10,090.02	11,009.61
Gardiner Elem	2,295.36	2,315.22
Cooke City Elem	167.37	172.41
Pine Creek Elem	1,004.22	1,009.83
Winnett K-12 Schools	1,601.97	1,699.47
Dodson K-12	2,391.00	2,364.48
Saco H S	358.65	369.45
Malta K-12 Schools	12,672.30	12,709.08
Whitewater K-12 Schools	1,099.86	1,034.46
Dupuyer Elem	502.11	1,206.87
Conrad Elem	8,464.14	8,842.17
Conrad H S	3,682.14	3,620.61
Valier Elem	3,012.66	2,906.34
Valier H S	1,147.68	1,059.09
Miami Elem	884.67	985.20
Biddle Elem	215.19	246.30
Broadus Elem	3,729.96	3,817.65
Powder River Co Dist H S	1,864.98	1,847.25
South Stacey Elem	143.46	147.78
Deer Lodge Elem	10,376.94	10,517.01
Powell County H S	4,590.72	4,605.81
Ovando Elem	406.47	492.60
Helmville Elem	406.47	369.45
Garrison Elem	430.38	443.34
Elliston Elem	478.20	591.12
Avon Elem	693.39	689.64
Terry K-12 Schools	3,682.14	3,965.43
Corvallis K-12 Schools	33,019.71	36,600.18
Stevensville Elem	16,210.98	16,797.66
Stevensville H S	8,918.43	9,113.10

Hamilton K-12 Schools	41,149.11	42,240.45
Victor K-12 Schools	6,144.87	6,354.54
Darby K-12 Schools	8,272.86	8,645.13
Lone Rock Elem	6,336.15	6,674.73
Florence-Carlton K-12 Schls	19,725.75	20,270.49
Sidney Elem	21,232.08	21,428.10
Sidney H S	9,731.37	9,728.85
Savage Elem	2,319.27	2,389.11
Savage H S	741.21	911.31
Brorson Elem	143.46	147.78
Fairview Elem	4,327.71	4,507.29
Fairview H S	2,917.02	2,906.34
Rau Elem	1,721.52	1,847.25
Lambert Elem	2,032.35	1,970.40
Lambert H S	1,075.95	1,059.09
Frontier Elem	3,108.30	3,029.49
Poplar Elem	15,541.50	15,344.49
Poplar H S	6,670.89	6,773.25
Culbertson Elem	4,782.00	4,901.37
Culbertson H S	2,367.09	2,290.59
Wolf Point Elem	12,552.75	12,906.12
Wolf Point H S	5,618.85	5,591.01
Brockton Elem	2,725.74	2,635.41
Brockton H S	1,315.05	1,379.28
Bainville K-12 Schools	4,016.88	4,334.88
Froid Elem	1,506.33	1,428.54
Froid H S	956.40	960.57
Birney Elem	215.19	221.67
Forsyth Elem	5,188.47	5,221.56
Forsyth H S	2,438.82	2,561.52
Lame Deer Elem	9,587.91	10,122.93
Rosebud K-12	1,147.68	1,379.28
Colstrip Elem	9,540.09	9,334.77
Colstrip H S	3,729.96	3,940.80
Ashland Elem	2,080.17	2,068.92
Plains K-12	11,285.52	11,255.91
Thompson Falls Elem	7,962.03	8,004.75
Thompson Falls H S	4,997.19	5,049.15
Trout Creek Elem	1,769.34	1,428.54
Dixon Elem	1,410.69	1,428.54
Noxon Elem	2,582.28	2,586.15
Noxon H S	1,673.70	1,748.73

Hot Springs K-12	4,447.26	4,384.14
Westby K-12 Schools	1,267.23	1,403.91
Medicine Lake K-12 Schools	2,104.08	2,265.96
Plentywood K-12 Schools	9,157.53	9,162.36
Butte Elem	73,499.34	75,564.84
Ramsay Elem	4,208.16	4,260.99
Divide Elem	191.28	295.56
Melrose Elem	167.37	
Park City Elem	5,427.57	5,541.75
Park City H S	2,558.37	2,561.52
Columbus Elem	11,763.72	12,438.15
Columbus H S	5,977.50	6,132.87
Reed Point Elem	1,028.13	1,009.83
Reed Point H S	526.02	467.97
Fishtail Elem	358.65	344.82
Nye Elem	215.19	172.41
Rapelje Elem	1,171.59	1,157.61
Rapelje H S	478.20	517.23
Absarokee Elem	2,749.65	3,128.01
Absarokee H S	1,817.16	2,019.66
Big Timber Elem	7,938.12	8,127.90
Melville Elem	789.03	763.53
Greycliff Elem	167.37	123.15
McLeod Elem	191.28	197.04
Sweet Grass County H S	4,040.79	4,063.95
Choteau Elem	6,288.33	8,127.90
Choteau H S	2,630.10	2,832.45
Bynum Elem	717.30	517.23
Fairfield Elem	5,045.01	5,172.30
Fairfield H S	2,964.84	2,980.23
Power Elem	1,984.53	1,945.77
Power H S	884.67	935.94
Golden Ridge Elem	1,099.86	837.42
Pendroy Elem	310.83	295.56
Greenfield Elem	1,936.71	2,142.81
Sunburst K-12 Schools	3,275.67	3,990.06
Shelby Elem	9,707.46	10,246.08
Shelby H S	2,988.75	3,374.31
Galata Elem	167.37	100.00
Hysham K-12 Schools	1,817.16	2,044.29

Glasgow K-12 Schools	19,247.55	19,679.37
Frazer Elem	1,721.52	1,748.73
Frazer H S	789.03	788.16
Hinsdale Elem	1,052.04	911.31
Hinsdale H S	645.57	615.75
Opheim K-12 Schools	980.31	1,034.46
Nashua K-12 Schools	2,773.56	2,733.93
Lustre Elem	1,219.41	1,256.13
Harlowton K-12	6,742.62	6,847.14
Judith Gap Elem	478.20	591.12
Judith Gap H S	143.46	123.15
Wibaux K-12 Schools	3,873.42	3,940.80
Billings Elem	273,458.67	281,668.68
Billings H S	136,597.83	139,996.92
Blue Creek Elem	4,566.81	4,581.18
Canyon Creek Elem	6,120.96	5,763.42
Laurel Elem	31,202.55	31,477.14
Laurel H S	15,350.22	15,541.53
Elder Grove Elem	17,191.29	17,832.12
Custer K-12 Schools	2,749.65	2,610.78
Morin Elem	789.03	960.57
Broadview Elem	2,964.84	3,177.27
Broadview H S	1,410.69	1,428.54
Elysian Elem	11,094.24	10,714.05
Huntley Project K- 12 Schools	19,008.45	19,654.74
Shepherd Elem	13,915.62	14,334.66
Shepherd H S	6,360.06	6,428.43
Pioneer Elem	1,745.43	2,118.18
Independent Elem	7,436.01	7,610.67
West Valley Elem	18,793.26	19,531.59
Hardin H S	12,552.75	13,275.57
Lodge Grass H S	4,208.16	4,334.88
Gardiner H S	1,386.78	1,330.02
Deer Creek Elem	502.11	467.97
Yellowstone Academy Elem	1,362.87	1,403.91
Ronan Elem	27,066.12	27,684.12
Ronan H S	10,137.84	9,704.22
Saco Elem	956.40	960.57
Charlo Elem	3,992.97	4,039.32
Charlo H S	2,008.44	2,093.55
Rocky Boy Elem	11,811.54	11,255.91

Upper West Shore Elem	1,410.69	1,305.39
Butte H S	32,206.77	32,684.01
Hays-Lodge Pole K- 12 Schls	6,718.71	6,871.77
Plenty Coups H S	1,673.70	1,527.06
Arrowhead Elem	1,697.61	1,871.88
North Harlem Colony Elem	263.01	197.04
Gildford Colony Elem	358.65	369.45
Ayers Elem	239.10	270.93
Lincoln K-12 Schools	3,514.77	3,694.50
Mountain View Elem	286.92	295.56
West Glacier Elem	1,864.98	1,871.88
Liberty Elem	1,649.79	935.94
Sun River Valley Elem	4,447.26	4,507.29
Heart Butte K-12 Schools	5,140.65	5,320.08
Shields Valley Elem	3,490.86	3,694.50
Shields Valley H S	1,291.14	1,527.06
Rocky Boy H S	3,538.68	3,645.24
Lame Deer H S	4,351.62	4,926.00
Luther Elem	286.92	246.30
North Star Elem	3,706.05	3,645.24
North Star HS	1,315.05	1,453.17
Dutton/Brady K-12 Schools	3,395.22	3,275.79
Chester-Joplin- Inverness El	4,782.00	5,172.30
Chester-Joplin- Inverness HS	1,578.06	1,600.95
Big Sky School K-12	10,711.68	10,541.64
East Helena K-12	48,369.93	49,062.96
Lockwood K-12	41,794.68	42,806.94
	3,720,365.62	3,822,926.74