

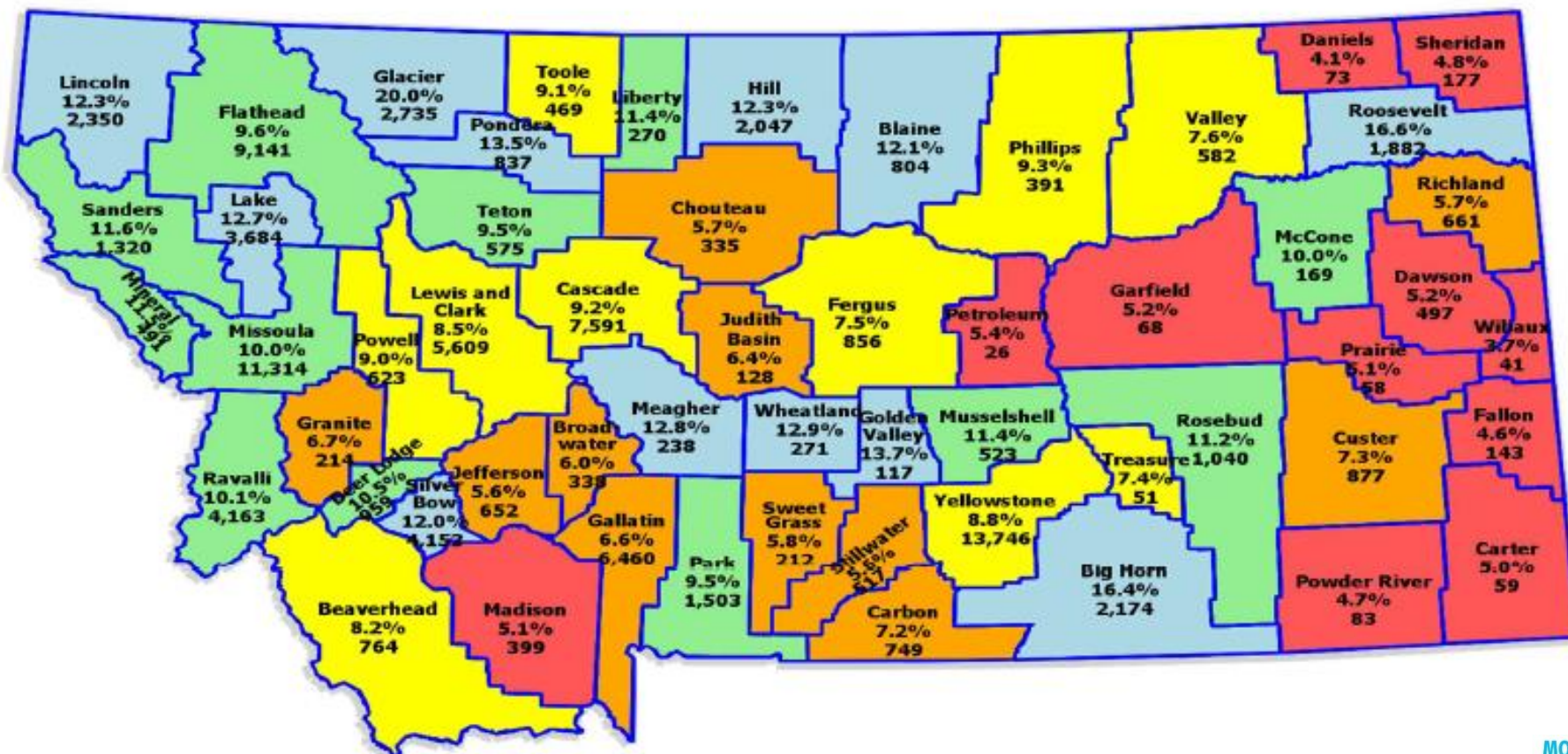
Health and Economic Livelihood Partnership Report

September 2018

Covered Montanans

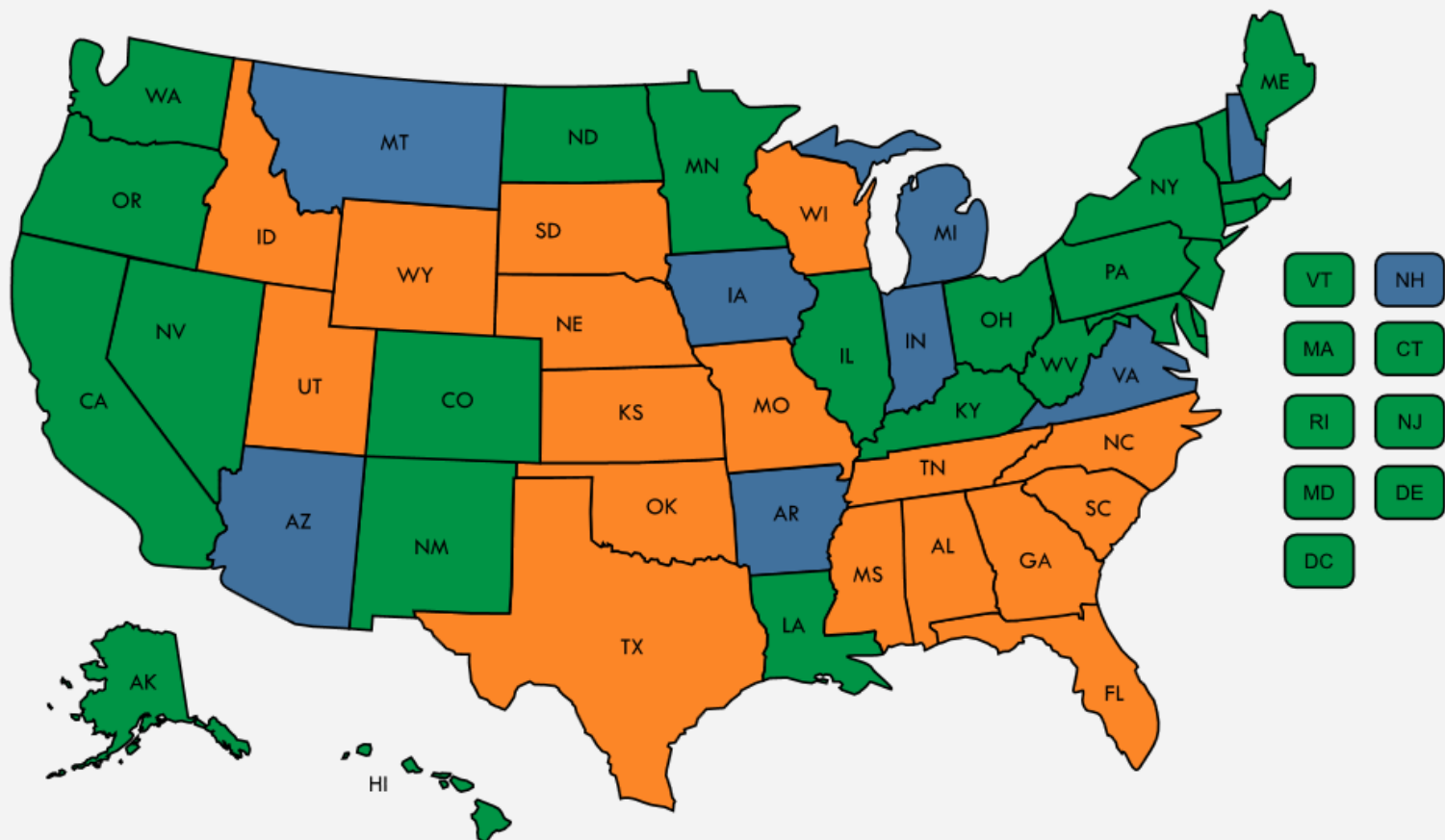
- ✓ 96,000 Montanans are now covered thanks to the HELP Act.
- ✓ Nearly a quarter of those covered are ages 50-64. Almost half are 19-34. Slightly more than a quarter are 35-49.
- ✓ Approximately 1 in 6 expansion enrollees is Native American.

Enrollment by County



Enrollment as of 7/1/18

33 states have expanded Medicaid 8 (including Montana) use alternative models or “waivers”



10 additional states have expanded since last report to LFC in 2016

Montana's Plan is Unique



Montana's plan charges enrollees the **highest** premiums and out-of-pocket costs in the U.S. – including states with waivers approved under the new administration.

Enrollees pay up to 2% of their family income in premiums, and up to 5% in total cost-sharing.

\$9.7 million in premiums collected.



Montana's program is the only one in the U.S. proven to increase labor market participation among Medicaid-eligible adults.

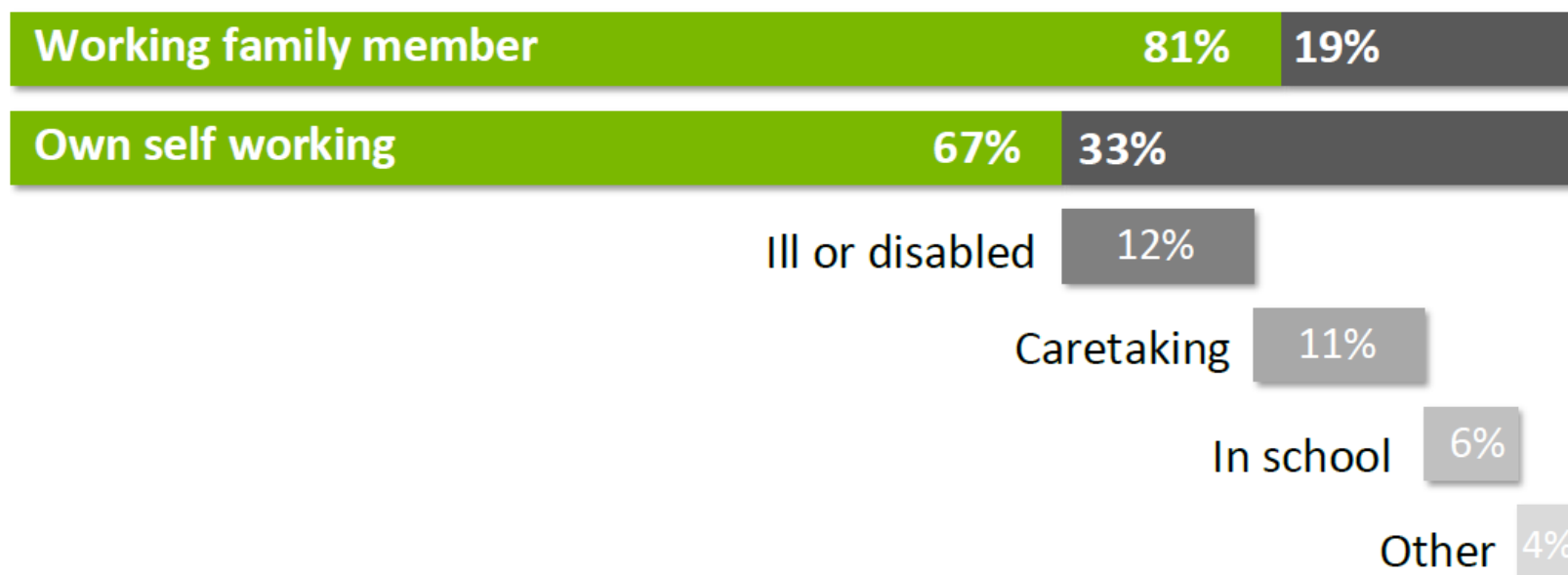
↑ **9%** for non-disabled adults

↑ **6%** for adults with disabilities

In Montana, Medicaid-covered adults work

Among adults with Medicaid coverage in Montana:

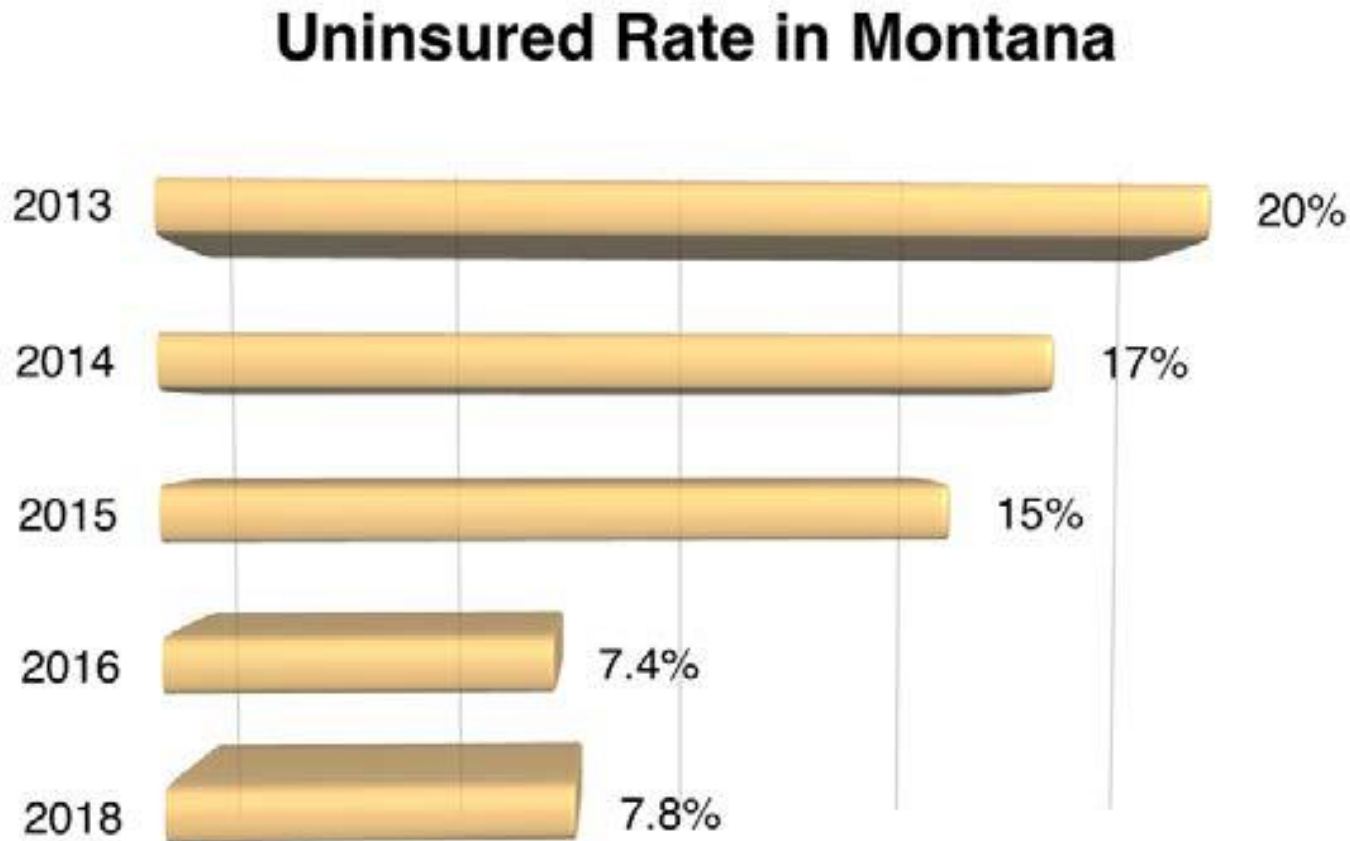
- ✓ More than **8 in 10** live in working families.
- ✓ Nearly **7 in 10** are themselves working, ranking Montana in **the top 10 for all states**.
- ✓ Of those not working, more than **1 in 3** are ill or disabled; the remainder reported that they were taking care of family or home, in school, or had another reason (e.g., are looking for work but could not yet find it).



Source: Understanding the Intersection of Medicaid and Work. Rachel Garfield, Robin Rudowitz and Anthony Damico. January 2018 Accessed at <https://www.kff.org/medicaid/issue-brief/understanding-the-intersection-of-medicaid-and-work/>

How the HELP Act Benefits Montana

Montana's uninsured rate plummeted after implementation of the HELP Act



Source: Montana Health Care Foundation, "2018 Report on Health Coverage and Montana's Uninsured."
<https://mthcf.org/resources/uninsured-rate-report-full>. The 2016 and 2018 rates are statistically equivalent due to variability in survey instruments.

Savings and Economic Benefits

\$58 million in State General Fund Savings



Montana now receives a higher rate of federal funding for certain groups

- Those with limited coverage under a waiver, pregnant women, medically needy, and breast and cervical cancer enrollees

Montana replaced some state health program spending with federal dollars

- Mental health services, substance use disorder treatment, hospitalized inmates

Growing Montana's Economy



- **\$47+ million** in new tax revenue
- **5,000 jobs** created since 2016
- **\$280 million in income** for Montanans each year

Source: Bureau of Business and Economic Research, University of Montana, "The Economic Impact of Medicaid Expansion in Montana," Prepared for the Montana Healthcare Foundation and Headwaters Foundation (Apr. 2018), https://mthcf.org/wp-content/uploads/2018/04/BBER-MT-MedicaidExpansion-Report_4.11.18.pdf.



Decreased Uncompensated Care



Uncompensated care costs for hospitals were down **\$103 million** in 2016 alone (44.9% decrease from 2015)



For the 12-month period ending Sep. 2017, these costs fell by **\$35 million** (-29.0%) relative to the 12-month period ending Sep. 2016.



Hospital net patient revenue went up by more than **\$200 million** in 2017

Keeping Rural Hospitals and Clinics Open



Community Health Centers

- Medicaid revenues nearly doubled from 2015 to 2016 – from \$12.2 million to \$23.9 million
- Number of uninsured patients decreased significantly
- Serve more than 35,000 Medicaid enrollees

Critical Access Hospitals

- Hospitals in expansion states are **600% less likely to close**

Local Economic Impact of Healthcare

Economic Impact of Benefis on Cascade County

- **3,133 employees – 9% of Cascade County's total employment**
- **\$198 million paid in wages**
- **6,600 jobs directly or indirectly attributable to healthcare**

Source: University of Montana Bureau of Business and Economic Research analysis for Benefis Health System

Preventive Care



Montana Medicaid incentivizes primary and preventive care up front to prevent costly complications down the road.



By the end of 2017, more than **65,000** enrollees had preventative care exams/screenings.

Good Deal for Montana

Traditional Medicaid



34:65

Montana Federal

2016-2017



0:100

Montana Federal

Medicaid Expansion

2020 +



10:90

Montana Federal

Thank you