

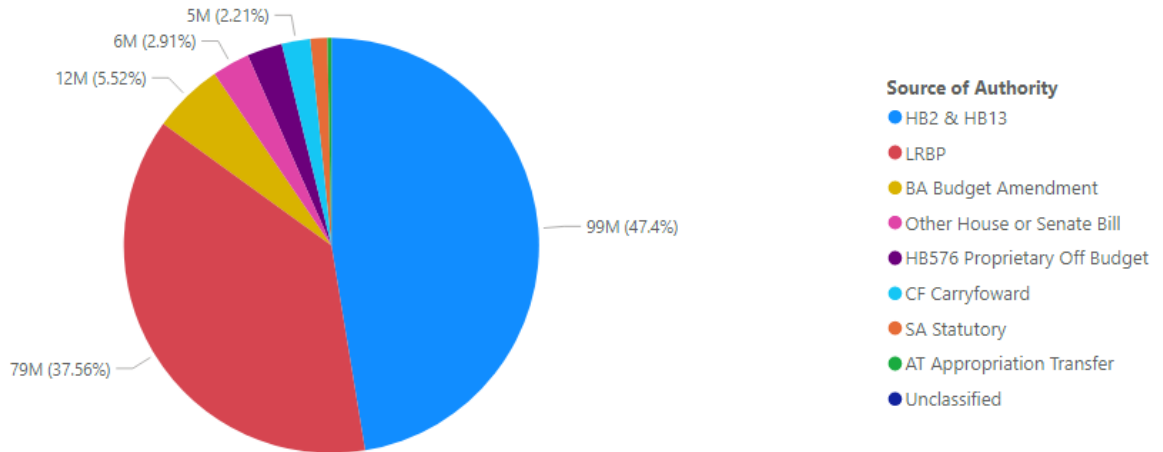
DEPARTMENT OF FISH, WILDLIFE & PARKS

TOTAL APPROPRIATION AUTHORITY

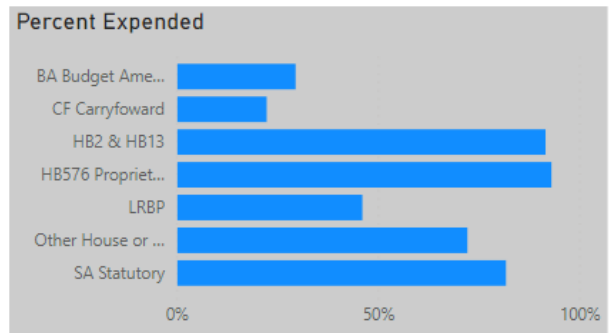
The total appropriation authority for the agency is shown in the pie chart below. HB 2 and HB 13 provide 47.4% of the total authority for this agency. All types of appropriation authority for this agency are described below, including total budget and the percent expended by source of authority.

Dept. of Fish, Wildlife & Parks

Total Appropriation Authority



Fiscal Year	2021		
LFD_src_auth_descr	Budget	FYE Expended	Percent Expended
AT Appropriation Transfer	648,493		
BA Budget Amendment	11,553,058	3,398,351	29.4%
CF Carryforward	4,634,115	1,030,301	22.2%
HB2 & HB13	99,259,788	90,791,881	91.5%
HB576 Proprietary Off Budget	5,756,796	5,349,499	92.9%
LRBP	78,658,184	36,177,208	46.0%
Other House or Senate Bill	6,104,020	4,398,140	72.1%
SA Statutory	2,788,122	2,276,284	81.6%
Unclassified	0		
Total	209,402,575	143,421,664	68.5%



Appropriation Transfers

Authority originally budgeted in the Department of Administration and the Office of Budget and Program Planning totaling \$500,000 in federal revenue and \$148,000 of state special revenue was transferred to the Department of Fish, Wildlife, and Parks. Transfer authority supported less than 1.0% of total authority and was unexpended. Federal revenue authority from taxes on the sale of hunting and fishing gear was appropriated for a new automated licensing system. The funding for the project is part of a \$10.0 million long range program authorized in HB 10 of the 2019 session. State special revenue was appropriated in HB 355 of the 2019 session established the summer motorized recreation trail grant program. Actual revenues were not sufficient to fund

the appropriation in the 2019 biennium. Funding for this project was included in the base appropriation for the 2023 biennium. Authority for the federal revenue was transferred from the Department of Administration, and the authority for the state special revenue was transferred from the Office of Budget and Program Planning.

Budget Amendments

Through budget amendments, the agency increased federal appropriations by \$11.6 million and expended 29.2% of that amount. The federal grants were for various wildlife management, habitat improvement, public access programs, and wildlife disease management programs. The agency may apply to the federal government to reauthorize the unused portion of the grants in future biennia.

Carryforward and/or Continuing Authority

The agency had \$4.6 million or 3.5% of total authority brought forward from FY 2020; all carryforward authority was in the Administration Division. State special revenue authority of \$3.3 million was 31.1% expended, leaving a balance of \$2.3 million. Federal authority of \$1.3 million was unexpended. Continuing state special revenue authority was expended primarily on personal services and operating expenses. The agency may take up to two years to expend carryforward authority. Of the unexpended authority, \$2.3 million of state special and \$958,000 in federal authority can be carried forward to FY 2022.

Non-Budgeted Proprietary Funding

Non-budgeted proprietary funds support 4.4% of the agency budget. The agency receives proprietary revenue by charging for the use of aircraft, warehouse charges, revenue from the sale of merchandise, and other services provided at state parks.

Long-Building Program

The long range building program is the second largest component of the budget at 37.6% of its authority. The total authority of \$78.7 million supports major maintenance, infrastructure improvements, new construction, acquisition of access to public lands, the Habitat Montana program, fishing access site acquisition and improvement. Authority for the long range program, unlike HB 2 authority is continuing; unexpended authority is re-appropriated for its original purpose until the project is completed.

For more information on long range building projects, see the infrastructure table at:

<https://leg.mt.gov/lfd/budget-tools/>

Other Bills

Other bills support 4.7% of the agency budget. HB 411 requires anglers and non-resident boaters to purchase an aquatic invasive species prevention pass and collects fees from hydroelectric facilities based on capacity. This funding is matched with federal revenues to detect, prevent, and control aquatic invasive species. Total funding includes \$4.1 million in state special revenue and \$2.0 million in federal funds. This authority was included in the base authority of HB 2 in the 2021 session.

Coronavirus Stimulus Appropriations Dept. of Fish, Wildlife & Parks

Stimulus Authority	Budget	FYE Expended	Percent Expended
CARES I	5,306	5,306	100.0%

The agency was appropriated funding for the COVID-19 to create an initial response plan for COVID-19.

Statutory Appropriations

Statutory appropriations for the agency total \$2.5 million in state special revenue and \$313,000 in federal revenue for statutory appropriation, supporting 2.1% of the total agency budget.

The Department of Fish, Wildlife, and Parks receives 6.5% of the revenue from the lodging facility use tax for maintenance of state park facilities that have both resident and non-resident use.

Statutory authority for payments in lieu of taxes (PILT) totaling \$1.1 million in state special and federal revenue provides payments to counties and other local governments to offset losses in tax revenues due to the presence of substantial acreage of state or federal land in their jurisdictions.

HB 2 BUDGET MODIFICATIONS

The following chart shows the HB 2 budget as passed by the legislature, including the pay plan, and the ending FYE modified budget. Net modifications to the budget include operating plan changes from one expenditure account to another, program transfers, reorganizations, and agency transfers of authority.

The **positive modifications** and **negative modifications** are shown by program, expenditure account, and fund type.

HB 2 Modifications Dept. of Fish, Wildlife & Parks

Agency Program	HB2 Budget	FYE Modified Budget	Net Modifications	
01 TECHNICAL SERVICES DIVISION		6,322,395	6,322,395	
03 FISHERIES DIVISION	22,027,178	21,461,793	-565,385	
04 ENFORCEMENT DIVISION	12,718,650	13,861,998	1,143,348	
05 WILDLIFE DIVISION	25,382,532	25,875,919	493,387	
06 PARKS DIVISION	8,785,458	8,583,747	-201,711	
08 COMMUNICATION & EDUCATION DIV	4,093,362	4,098,334	4,972	
09 ADMINISTRATION	15,132,743	19,055,602	3,922,859	
12 TBD - DEPARTMENT MANAGEMENT	9,384,478	0	-9,384,478	
Total	97,524,401	99,259,788	1,735,387	1,735,387

Expenditure Account	HB2 Budget	FYE Modified Budget	Net Modifications	
61000 Personal Services	55,517,991	57,745,952	2,227,961	
62000 Operating Expenses	39,221,700	37,494,482	-1,727,218	
63000 Equipment & Intangible Assets	1,047,938	2,207,711	1,159,773	
64000 Capital Outlay		0	0	
66000 Grants	1,317,694	1,294,001	-23,693	
67000 Benefits & Claims	800	21,781	20,981	
68000 Transfers-out	403,757	481,340	77,583	
69000 Debt Service	14,521	14,521	0	

Fund Type	HB2 Budget	FYE Modified Budget	Net Modifications	
01 General	398,625	398,625	0	
02 State/Other Spec Rev	72,660,225	73,622,943	962,718	
03 Fed/Other Spec Rev	24,465,551	25,238,220	772,669	

Modifications to the \$97.5 million HB 2 budget for FY 2021 increased total authority by \$1.7 million or 1.8%. The modified budget includes the unexpended portion of biennial appropriations from the first year of the biennium totaling \$1.9 million in state special and federal authority. This funding supported one-time-only authority for equipment purchases, public access, drought resiliency and legislative audit services. Authority for snowmobile equipment totaling \$210,000 appropriated in FY 2021 was transferred to FY 2020 and fully expended.

State special and federal authority totaling \$629,867 was transferred primarily from the Fisheries and Technical Services Division to the Administration Division. These program transfers also moved \$28,000 from operating expenditures to personal services. The table below summarizes transfers of authority between divisions.

Fish, Wildlife and Parks Transfers of HB 2 Authority Between Divisions

<u>Division</u>	<u>State Special Revenue</u>	<u>Federal Special Revenue</u>	<u>Total Program Transfer</u>
Technical Services Division	(40,000)	-	(40,000)
Fisheries Division	(640,680)	67,520	(573,160)
Enforcement Division	90,556	45,526	136,082
Wildlife Division	(152,951)	239,838	86,887
Parks Division	(45,801)	29,094	(16,707)
Communications & Education Division	3,098	1,874	4,972
Administration Division	<u>785,778</u>	<u>(383,852)</u>	<u>401,926</u>
Net Budget Impact	-	-	-

Changes to the departments operating plan moved \$2.3 million in authority primarily from operating expenditures to personal services. The table below summarizes the changes to the HB 2 operating plan.

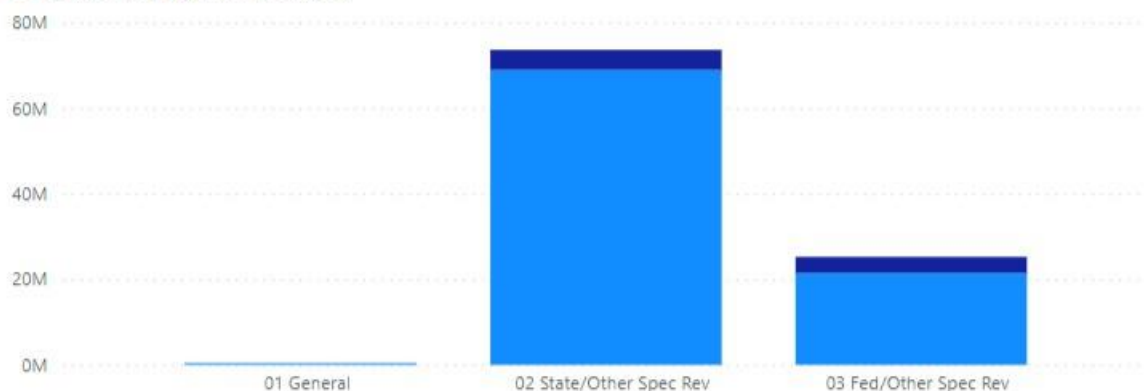
Fish, Wildlife and Parks HB 2 Operating Plan Adjustments

<u>Division</u>	<u>Personal Services</u>	<u>Operating Expense</u>	<u>Equipment & Intangibles</u>	<u>Grants</u>	<u>Benefits & Claims</u>	<u>Transfers</u>	<u>Net Budget Impact</u>
Technical Services Division	118,680	(164,180)	-	-	-	45,500	-
Fisheries Division	993,210	(1,078,864)	12,671	43,373	4,500	25,110	-
Enforcement Division	(24,800)	73,594	(49,794)	-	-	1,000	-
Wildlife Division	649,385	(667,090)	-	10,934	6,772	-	-
Parks Division	106,255	(35,755)	(50,500)	(24,000)	4,000	-	-
Communications & Education Division	275,500	(223,500)	-	(54,000)	2,000	-	-
Administration Division	<u>81,732</u>	<u>(100,988)</u>	<u>10,865</u>	<u>-</u>	<u>3,709</u>	<u>4,682</u>	<u>-</u>
Total Operating Plan Adjustment	2,199,961	(2,196,783)	(76,758)	(23,693)	20,981	76,292	-

HB 2 Appropriation Authority

HB 2 Expenditures

FYE Expended Remaining Budget



Expenditure Account	FYE Modified Budget	FYE Expended	Percent Expended
61000 Personal Services	57,745,952	56,469,059	97.8%
62000 Operating Expenses	37,494,482	31,001,141	82.7%
63000 Equipment & Intangible Assets	2,207,711	2,052,395	93.0%
64000 Capital Outlay	0		
66000 Grants	1,294,001	807,308	62.4%
67000 Benefits & Claims	21,781	15,677	72.0%
68000 Transfers-out	481,340	403,880	83.9%
69000 Debt Service	14,521	14,521	100.0%

Agency Program	FYE Modified Budget	FYE Expended	Percent Expended
01 TECHNICAL SERVICES DIVISION	6,322,395	6,065,328	95.9%
03 FISHERIES DIVISION	21,461,793	19,237,876	89.6%
04 ENFORCEMENT DIVISION	13,861,998	13,427,114	96.9%
05 WILDLIFE DIVISION	25,875,919	22,967,968	88.8%
06 PARKS DIVISION	8,583,747	8,128,075	94.7%
08 COMMUNICATION & EDUCATION DIV	4,098,334	3,533,515	86.2%
09 ADMINISTRATION	19,055,602	17,404,107	91.3%
12 TBD - DEPARTMENT MANAGEMENT	0		
Total	99,259,788	90,763,981	91.4%

Personal Services

The agency was budgeted \$57.7 million in personal services to fund 695.7 FTE. The agency expended 97.8% of that appropriation. By comparison, in the three previous biennia expenditure rates for personal services have ranged between 95.6% and 99.7%, with an average of 97.4%.

Operations

The agency expended 82.7% of the \$37.5 million budgeted for operations, leaving \$6.5 million unexpended, which is significantly less than the average expenditure rate in the previous three biennia of 89.4%. In addition to the unexpended authority shown in the table above, the agency transferred \$2.2 million in authority to support personal services.

Unexpended state and federal special revenue includes:

- One-time-only state special revenue authority to fund public access land agreements authorized in SB 341 was only 20.5% expended, leaving \$778,000 unexpended;
- State special revenue budgeted for administrative operations was \$1.4 million unexpended;
- State special revenue for block management and wildlife management programs were \$1.9 million unexpended; and
- Federal funding for operations, primarily for fisheries operations, were \$2.5 million unexpended.