




# **Update to the Legislature**

Interim Budget Committee Section E  
and Education Interim Committee Joint  
Session

**March 2022**

Submitted by  
**Jason Neiffer**  
**Executive Director**





# Part A Enrollments

Enrollment Summary with Preliminary  
Data for FY22



MONTANA DIGITAL ACADEMY

**PRELIMINARY  
DATA  
ENROLLMENTS ONGOING**

FY SUMMARY COMPARISON	2021-2022							
	OC	OC-AP	OC-DE	CR	MS	TOTAL ENRs	# UNIQUE STUDENTS	AVG ENRs PER STUDENT
AA DISTRICTS	918	67	3	1248	0	2236	1162	1.9
A DISTRICTS	311	59	0	231	0	601	390	1.5
B DISTRICTS	645	53	0	225	0	923	522	1.8
C DISTRICTS	816	37	22	184	0	1059	608	1.7
ELEMENTARY DISTRICTS	41	1	0	0	92	134	111	1.2
	2731	217	25	1888	92	4953	2793	1.8
	55%	4%	1%	38%	2%			60%

FY SUMMARY COMPARISON	2020-2021							
	OC	OC-AP	OC-DE	CR	MSL	TOTAL ENRs	# UNIQUE STUDENTS	AVG ENRs PER STUDENT
AA DISTRICTS	1890	185	14	668	1	2758	1694	1.6
A DISTRICTS	789	113	5	219	3	1129	681	1.7
B DISTRICTS	853	80	29	135	11	1108	723	1.5
C DISTRICTS	1127	65	42	76	48	1358	923	1.5
ELEMENTARY DISTRICTS	12	0	0	0	13	25	20	1.3
	4671	443	90	1098	76	6378	4041	1.6
	73%	7%	1%	17%	1%			81%

FY SUMMARY COMPARISON	2019-2020							
	OC	OC-AP	OC-DE	CR	MSL	TOTAL ENRs	# UNIQUE STUDENTS	AVG ENRs PER STUDENT
AA DISTRICTS	1461	89	7	967	1	2525	1415	1.8
A DISTRICTS	659	88	2	280	13	1042	667	1.6
B DISTRICTS	862	101	7	122	153	1245	714	1.7
C DISTRICTS	1196	39	23	126	398	1782	1047	1.7
ELEMENTARY DISTRICTS	10	0	0	0	168	178	139	1.3
	4188	317	39	1495	733	6772	3982	1.7
	62%	5%	1%	22%	11%			68%


FY SUMMARY COMPARISON	2018-2019							
	OC	OC-AP	OC-DE	CR	MSL	TOTAL ENRs	# UNIQUE STUDENTS	AVG ENRs PER STUDENT
AA DISTRICTS	1608	74	6	1173	17	2878	1692	1.7
A DISTRICTS	661	58	3	329	33	1084	706	1.5
B DISTRICTS	908	96	12	148	122	1286	740	1.7
C DISTRICTS	1036	45	28	151	313	1573	861	1.8
ELEMENTARY DISTRICTS	4	0	0	0	268	272	165	1.6
	4217	273	49	1801	753	7093	4164	1.7
	59%	4%	1%	25%	11%			64%

FY SUMMARY COMPARISON	2017-2018							
	OC	OC-AP	OC-DE	CR	MSL	TOTAL ENRs	# UNIQUE STUDENTS	AVG ENRs PER STUDENT
AA DISTRICTS	1375	87	2	1276	1	2741	1579	1.7
A DISTRICTS	706	62	2	340	66	1176	736	1.6
B DISTRICTS	812	92	1	171	88	1164	637	1.8
C DISTRICTS	1059	68	2	125	203	1457	832	1.8
ELEMENTARY DISTRICTS	2	0	0	0	150	152	95	1.6
	3954	309	7	1912	508	6690	3879	1.7
	59%	5%	0%	29%	8%			64%



# Part B Enrollments by School

Enrollment Summary by School with Preliminary Data for FY22



MONTANA DIGITAL ACADEMY	2021-2022		2020-2021		2019-2020		2018-2019		2017-2018		5 Year Grand Total	
	ENRs	# Unique Students	ENRs	# Unique Students	ENRs	# Unique Students	ENRs	# Unique Students	ENRs	# Unique Students	ENRs	# Unique Students
1	27	17	31	20	38	25	28	21	24	15	148	98
2	9	5	21	13	36	20	8	6	12	6	86	50
3	35	22	30	18	31	27	86	49	69	41	251	157
4			12	10			2	2			14	12
5	75	40	19	15	33	23	17	11	20	14	164	103
6	7	7			11	11					18	18
7	25	18	36	18	36	19	34	20	35	20	166	95
8	12	9	37	33	31	20	12	11	14	5	106	78
9	3	3	2	2	2	2	1	1	5	3	13	11
10	109	60	29	14	30	18	29	16	14	9	211	117
11	14	10	9	8	2	2	2	1	1	1	28	22
12	31	8			43	28	7	5	7	7	88	48
13	15	8	12	6	13	9	18	8	12	4	70	35
14	5	2	15	11	19	14	28	17	11	8	78	52
15	15	7	13	8	12	10	21	9	58	27	119	61
16	52	34	84	46	87	30	78	27	122	39	423	176
17	103	65	443	263	179	98	122	67	91	60	938	553
18	5	2	3	2	1	1	20	11			29	16
19	561	230	327	251	446	267	479	312	329	199	2,142	1259
20	2	2	4	3	2	1	3	2	1	1	12	9
21	19	12	25	17	29	13	35	20	23	15	131	77
22	1	1	12	12	66	24	77	26	69	24	225	87
23							2	1	5	5	7	6
24			4	3	18	8	12	6	20	15	54	32
25	33	17	37	20	37	25	49	37	64	48	220	147
26											0	0
27	2	1	41	31	17	15	12	6	12	6	84	59
28											0	0
29			31	26	74	39	22	14	11	7	138	86
30	55	30	35	28	56	34	37	23	69	41	252	156
31	20	10	40	30	69	32	22	14	20	13	171	99
32	15	9	20	19	19	9	20	11	18	10	92	58
33	30	16	30	17	56	25	57	31	47	27	229	116

D  
PRELIMINARY  
ENROLLMENT STATISTICS

MONTANA DIGITAL ACADEMY	2021-2022		2020-2021		2019-2020		2018-2019		2017-2018		5 Year Grand Total	
	ENRs	# Unique Students	ENRs	# Unique Students	ENRs	# Unique Students	ENRs	# Unique Students	ENRs	# Unique Students	ENRs	# Unique Students
CIRCLE PS	6	3	6	6	30	16	14	8	4	2	60	35
CLANCY ELEM DISTRICT					1	1					1	1
CLINTON ELEM DISTRICT							34	17	88	44	122	61
COLSTRIP PS			2	1			5	3			7	4
COLUMBIA FALLS PS	16	11	83	40	27	18	20	15	45	32	191	116
COLUMBUS PS	10	7	22	16	13	11	100	50	65	35	210	119
CONRAD PS	9	4			25	19	14	12	38	19	86	54
CORVALLIS PS	26	14	60	36	38	24	54	35	55	33	233	142
CULBERTSON PS											0	0
CUSTER PS	10	7	3	3	1	1			7	4	21	15
CUT BANK PS	1	1	27	17	60	53	67	67	38	33	193	171
DARBY PS	1	1	1	1			1	1	3	2	6	5
DENTON PS			2	2			1	1	2	2	5	5
DESMET ELEM DISTRICT					19	12	46	23			65	35
DODSON PS											0	0
DEER PARK ELEM	6	2									6	2
DRUMMOND PS	11	5	6	5	19	12	27	19	100	66	163	107
DUTTON BRADY PS	14	9	20	15	10	6			2	2	46	32
EAST HELENA PS	58	46	26	18	22	15	1	1			107	80
EKALAKA PS	5	5	6	6	14	10	15	6	5	3	45	30
ELYSIAN ELEMENTARY DISTRICT			4	2	2	1			2	2	8	5
ENNIS PS	27	21	38	26	29	20	51	27	31	22	176	116
EUREKA PS	69	43	62	36	131	72	141	71	67	42	470	264
EVERGREEN ELEM	9	5									9	5
FAIRFIELD PS	28	19	81	50	48	24	34	21	53	28	244	142
FAIR-MONT-EAGAN ELEM DISTRICT	5	5									5	5
FAIRVIEW PS					3	3			16	14	19	17
FLORENCE-CARLTON PS	103	56	107	82	92	49	62	32	70	40	434	259
FORSYTH PS	10	6	28	22	52	33	50	27	32	21	172	109
FORT BENTON PS			59	42	14	9	56	38	10	7	139	96
FRAZER PS											0	0
FRENCHTOWN PS	26	15	94	57	70	46	81	45	137	69	408	232
FROID PS	18	9	11	11	2	2	4	4	8	6	43	32

D  
PRELIMINARY  
ENROLLMENT STATISTICS

MONTANA DIGITAL ACADEMY	2021-2022		2020-2021		2019-2020		2018-2019		2017-2018		5 Year Grand Total	
	ENRs	# Unique Students	ENRs	# Unique Students	ENRs	# Unique Students	ENRs	# Unique Students	ENRs	# Unique Students	ENRs	# Unique Students
FROMBERG PS	67	6	5	11	40	29	41	23	46	25	144	93
GARDINER PS	68	33	18	55	94	42	77	33	30	17	289	145
GERALDINE PS	69	1	1	3	14	12	40	18	6	6	64	40
GEYSER PS	70	8	3	9	2	2	9	6	5	3	33	20
GLASGOW PS	71			22	16	12	11	11	16	15	61	54
GLENDDIVE PS	72	66	41	62	45	32	58	35	51	37	282	187
GRASS RANGE PS	73				5	5	8	2	10	1	23	8
GREAT FALLS PS	74	49	28	515	130	67	170	102	104	55	968	626
HAMILTON PS	75	8	7	15	11	27	60	32	65	36	190	113
HARDIN PS	76	8	7	26	15	8	23	20	27	16	97	66
HARLEM PS	77			1	1	9	6	6	7	3	27	19
HARLOWTON PS	78	7	6	16	12	9	7	5	22	13	61	45
HARRISON PS	79	10	6	16	13	9	26	12	24	6	90	46
HAVRE PS	80	44	32	77	31	26	30	25	36	27	218	163
HAYS LODGE POLE PS	81										0	0
HEART BUTTE	82										0	0
HELENA FLATS ELEM DISTRICT	83					5					10	5
HELENA PS	84	614	296	326	200	225	555	315	576	315	2,460	1351
HELLGATE ELEM DISTRICT	85					1	2	2			3	3
HIGHWOOD PS	86	24	21	10	6	2	11	6	6	1	54	36
HINSDALE PS	87	11	4	11	7	7	33	21	14	10	80	49
HOBSON PS	88	8	6	7	6	6	7	3	7	6	41	27
HOT SPRINGS PS	89	16	9	11	6	6	5	3	38	23	81	47
HUNTLEY PROJECT PS	90	18	10	52	36	10	23	18	26	20	133	94
HYSHAM PS	91	24	11	7	6	10	3	2	2	1	52	30
JEFFERSON PS	92	63	27	40	28	29	110	63	23	11	299	158
JOLIET PS	93	3	2	29	22	53	36	21	16	9	211	107
JORDON PS	94	1	1	1	1	2					5	4
JUDITH GAP PS	95	4	3	1	1		3	3	21	13	29	20
KALISPELL PS	96	585	352	435	242	295	728	402	658	369	2,925	1660
KILA ELEM DISTRICT	97						12	12			12	12
KINSEY ELEM DISTRICT	98					10					17	10
LAMBERT PS	99	9	7	3	3	3	8	4	2	2	26	19

D  
PRELIMINARY  
ENROLLMENT STATISTICS

MONTANA DIGITAL ACADEMY	2021-2022		2020-2021		2019-2020		2018-2019		2017-2018		5 Year Grand Total	
	ENRs	# Unique Students	ENRs	# Unique Students	ENRs	# Unique Students	ENRs	# Unique Students	ENRs	# Unique Students	ENRs	# Unique Students
LAME DEER PS	3	2	5	5	6	3	15	8	2	1	31	19
LAUREL PS	127	82	218	126	226	132	177	123	175	111	923	574
LAVINA PS	4	1	8	8	22	11	6	6	14	7	54	33
LEWISTOWN PS	27	17	17	11	1	1	2	1	27	18	74	48
LIBBY PS			26	16	43	30	72	60	64	54	205	160
LIMA PS	8	6	7	7	8	5	6	4	3	1	32	23
LINCOLN PS	7	4	3	3	13	6	19	14	9	8	51	35
LIVINGSTON PS	8	5	36	26	33	25	99	61	104	61	280	178
LOCKWOOD PS	5	4	33	21	10	7	6	3			54	35
LODGE GRASS PS					6	4					6	4
LOLO ELEM DISTRICT			3	3	30	30	36	36	27	27	96	96
LONE ROCK ELEM DISTRICT			3	2	5	3			2	1	10	6
MALTA PS	7	7	27	15	49	30	45	22	21	13	149	87
MANHATTAN PS	44	33	43	32	41	26	25	17	21	11	174	119
MEDICINE LAKE PS			24	16	18	10	33	23	5	3	80	52
MELSTONE PS	18	9			5	4	13	11	5	3	41	27
MILES CITY PS					3	2	1	1			4	3
MISSOULA CPS	273	175	675	344	825	438	775	457	919	533	3,467	1947
MONTANA CITY ELEM DISTRICT	1	1							9	8	10	9
MONTANA SCHOOL FOR DEAF & BLIND			2	1		2			1	1	3	4
MOORE PS	1	1	5	4	3	2	11	5	13	11	33	23
NASHUA PS	7	3	7	6	2	5	5	3	12	8	33	25
NORTH STAR PS	12	7	24	16	9	26	3	3	26	17	74	69
NOXON PS	40	15	39	29	50	3	55	26	55	27	239	100
OPHEIM PS	3	2	11	10	5	22	10	9	32	13	61	56
PARK CITY PS	34	31	59	39	40	12	37	18	19	13	189	113
PHILIPSBURG PS	13	6	14	12	15	9	10	7	9	4	61	38
PIONEER ELEM DISTRICT					11	11	30	11			41	22
PLAINS PS	34	22	36	23	32	22	25	18	30	20	157	105
PLENTYWOOD PS	33	20	26	20	15	9	20	10	9	5	103	64
PLEVNA PS	6	4	19	12	22	3	5	3	2	1	54	23
POLARIS ELEM DISTRICT	4	4		3							4	7
POLSON PS	21	13	76	53	129	84	120	75	147	88	493	313

D  
PRELIMINARY  
ENROLLMENT STATISTICS



MONTANA DIGITAL ACADEMY	2021-2022		2020-2021		2019-2020		2018-2019		2017-2018		5 Year Grand Total		
	ENRs	# Unique Students	ENRs	# Unique Students	ENRs	# Unique Students	ENRs	# Unique Students	ENRs	# Unique Students	ENRs	# Unique Students	
POPLAR PS												0	0
POTOMAC ELEM DISTRICT			3		3	2	31	16	22	12	59	30	30
POWELL COUNTY HS	1	1			20	17	17	8	13	7	51	33	33
POWER PS	11	8	8	6	4	7	12	9	31	15	66	45	45
PRYOR PS					8	6					8	6	6
RAPELJE PS	1	1	2	1	6	1	4	2	4	2	17	7	7
RED LODGE PS	4	3	26	18	21	16	33	22	41	22	125	81	81
REED POINT PS	1	1	19	13	1	12	11	5			32	31	31
RICHEY PS	28	21	12	9	14	29	17	12	29	20	100	91	91
ROBERTS PS	79	33	73	26	79		114	45	88	31	433	135	135
ROCKY BOY PS											0	0	0
RONAN PS	2	1	1	1			1	1			4	3	3
ROSEBUD PS									2	1	2	1	1
ROUNDUP PS	7	4	27	18	31	21	5	3	4	3	74	49	49
ROY PS			4	3	2	1	2	1			8	5	5
RYEGATE PS	26	11	1	1	3	3	1	1	13	6	44	22	22
SACO PS	1	1	6	2	1	1	4	2	6	6	18	12	12
SAVAGE PS	2	2	1	1	7	7	21	15	21	17	52	42	42
SCOBEY PS	14	8	51	28	2	1	4	2			71	39	39
SEELEY LAKE ELEM	2	2									2	2	2
SHELBY PS	38	22	72	40	54	37	71	38	92	53	327	190	190
SHEPHERD PS	17	12	40	27			24	12	1	1	82	52	52
SHERIDAN PS	6	3	2	2	16	12	12	6	9	5	45	28	28
SHIELDS VALLEY PS	14	11	19	13	29	19	22	9	18	11	102	63	63
SIDNEY PS					2	2	3	3	11	8	16	13	13
SOMERS ELEM DISTRICT					22	22	3	3			25	25	25
ST. IGNATIUS PS	26	16	19	13	14	11	27	10	8	5	94	55	55
ST. REGIS PS	4	2	3	3	13	8	7	5	8	2	35	20	20
STANFORD PS	3	1			12	10	31	16	18	16	64	43	43
STEVENSVILLE PS	55	39	160	84	140	78	98	63	87	51	540	315	315
SUN RIVER VALLEY PS	2	1	13	7	75	46	10	5	3	2	103	61	61
SUNBURST PS	12	5	5	5	9	6	15	13	1	1	42	30	30
SUPERIOR PS					36	29	7	1			43	30	30

D  
PRELIMINARY  
ENROLLMENT STATISTICS

MONTANA DIGITAL ACADEMY	2021-2022		2020-2021		2019-2020		2018-2019		2017-2018		5 Year Grand Total	
	ENRs	# Unique Students	ENRs	# Unique Students	ENRs	# Unique Students	ENRs	# Unique Students	ENRs	# Unique Students	ENRs	# Unique Students
SWAN RIVER VALLEY ELEM DISTRICT	166	2	1				10	6			12	7
SWEET GRASS PS	167	18	7	3	2				3	3	24	12
TARGET RANGE ELEM DISTRICT	168								2	1	2	1
TERRY PS	169	2	2	26	17	9	7	20	12	14	71	48
THOMPSON FALLS PS	170	84	46	49	36	23	15	48	31	174	378	197
THREE FORKS PS	171	107	44	79	40	59	32	49	28	29	323	165
TOWNSEND PS	172	24	17	10	7	10	8	15	10	1	60	43
TROUT CREEK ELEM DISTRICT	173					1	1				1	1
TROY PS	174	14	8	20	11	3	3	9	7	17	63	37
TURNER PS	175			5	4	3	2				8	6
TWIN BRIDGES PS	176	20	11	14	7	35	33	19	10	25	113	79
VALIER PS	177	25	11	5	4	44	21	33	17	16	123	66
VAUGHN ELEM DISTRICT	178	17	17								17	17
VICTOR PS	179	40	17	25	19	43	20	42	21	15	165	88
WEST VALLEY ELEM DISTRICT	180					39	23	48	27		87	50
WEST YELLOWSTONE PS	181	38	20	70	31	185	94	53	20	53	399	202
WESTBY PS	182	2	1	4	2	4	2	10	8		20	13
WHITE SULPHUR SPRINGS PS	183	38	27	51	24	27	14	39	22	45	200	103
WHITEFISH PS	184	18	13	57	37	45	29	45	32	35	200	134
WHITEHALL PS	185	9	4	10	5	24	8	18	10	25	86	43
WHITEWATER PS	186										0	0
WIBAUX PS	187			2	2					1	3	3
WILLOW CREEK PS	188	8	4	8	3			7	6	5	28	16
WINIFRED PS	189	8	8	5	4	17	15	13	7	14	57	41
WINNETT PS	190			10	7	2	1				12	8
WOLF POINT PS	191	15	10	1	1	13	8	9	4	25	63	41
WOODMAN ELEM DISTRICT	192					6	6	18	10		24	16
<b>TOTALS</b>		<b>4953</b>	<b>2793</b>	<b>6378</b>	<b>4041</b>	<b>6772</b>	<b>3982</b>	<b>7093</b>	<b>4164</b>	<b>6690</b>	<b>31,886</b>	<b>18,859</b>
<b># Districts Served:</b>		<b>141</b>		<b>146</b>		<b>158</b>		<b>155</b>		<b>146</b>		<b>192</b>

PRELIMINARY


D A T A

ENROLLMENT STATEMENT



# **Part C Development Project Status**

Current Development Tracker as of  
3/7/22





MONTANA DIGITAL ACADEMY

## MTDA Course Development Status Tracker

Updated 7 March 2022

Course	Status 3/7/22	Anticipated First Semester	Notes
<b>Career/Technical Education ('21 Legislative Appropriation)</b>			
Adobe Photoshop Certification	Live	Fall 2021	Reviewing external assets; revision cycle based on student feedback Summer 2022
Cybersecurity	In Process	22-23 School Year	Teacher training with Missoula College Cybersecurity Grant Summer 2022; open access resources identified
Google Workspace Career Technology	Live	Spring 2022	Revision cycle based on initial student feedback Summer 2022
Hospitality and Tourism	Live	Fall 2021	Reviewing external assets; revision cycle based on student feedback Summer 2022
Industrial Technology Career Exploration/Certification	In Process	22-23 School Year	Reviewing potential certification credential availability (OSHA, etc.)
Introduction to the Teaching Profession (Potential Dual Credit)	In Process	22-23 School Year	Reviewing revised syllabus with potential dual credit partner (MSU-Bozeman)
Global and Public Health	Live	Fall 2021	Reviewing external assets; revision cycle based on student feedback Summer 2022
Video Production	In Process	22-23 School Year	Reviewing software suites for scalability
<b>Dual Credit ('21 Legislative Appropriation)</b>			
American History I/II (two semesters)	Live	Fall 2021/Spring 2022	Revision cycle based on initial student feedback Summer 2022
College Algebra	In Process	22-23 School Year	Working with dual credit partner; reviewing open access assets
College Writing/Composition	In Process	22-23 School Year	Working with dual credit partner; reviewing open access assets
Introduction to Psychology	In Process	22-23 School Year	Working with dual credit partner; reviewing open access assets
Medical Terminology	In Process	22-23 School Year	Working with dual credit partner; reviewing open access assets
<b>Indigenous Language ('21 Legislative Appropriation)</b>			
Sells/Clipse (Salish/Pend d'Oreille)	Declined Participation	Future Term	Declined participation until later date
Ksanka (Kootenai)	Declined Participation	Future Term	Declined participation until later date
Pikuni (Blackfeet)	In Process	In Process	In communication with tribal officials
Ojibwe/Neylo (Chippewa/Cree)	In Process	22-23 School Year	Language expert identified; development in progress
Little Shell	In Process	In Process	In communication with tribal officials
Aaniih (Gros Ventre)	In Process	In Process	In communication with tribal officials
Nakoda (Assiniboine)	In Process	In Process	In communication with tribal officials
Lakota (Sioux)	In Process	In Process	In communication with tribal officials
(Tsehehesehase/so'taahé) Northern Cheyenne	In Process	In Process	In communication with tribal officials
Apsáalooke (Crow)	In Process	22-23 School Year	Language expert identified; awaiting approval from Crow Language Consortium for materials use